

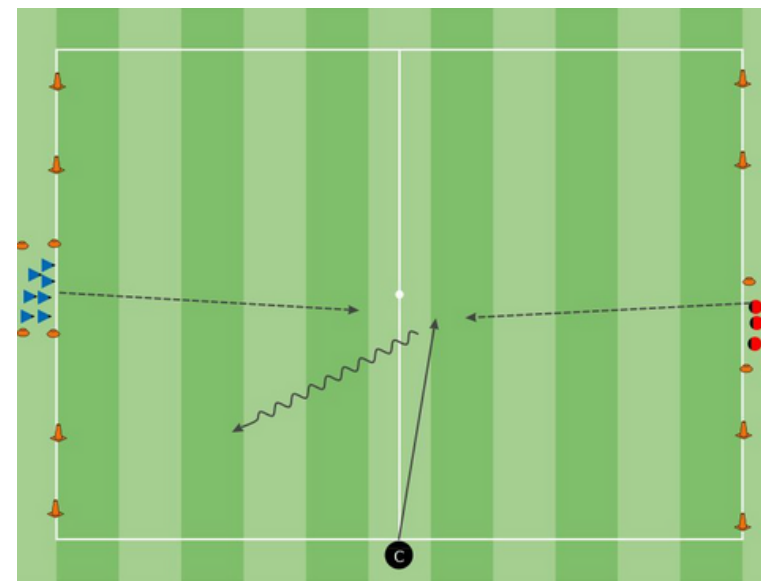
6 STEPS TO WEEK 6

Playing Games - Making Decisions



1 START WITH PLAY!

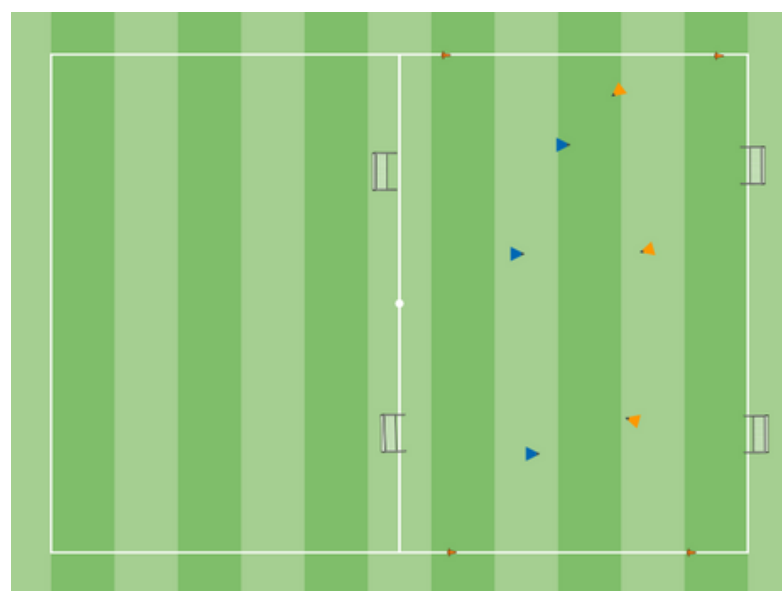
Club-wide implementation of play-practice-play methodology. Play as kids arrive. With youngest groups, they can play by themselves scoring in both goals with coach as an obstacle/defender to guide



2

1v1 - four goals

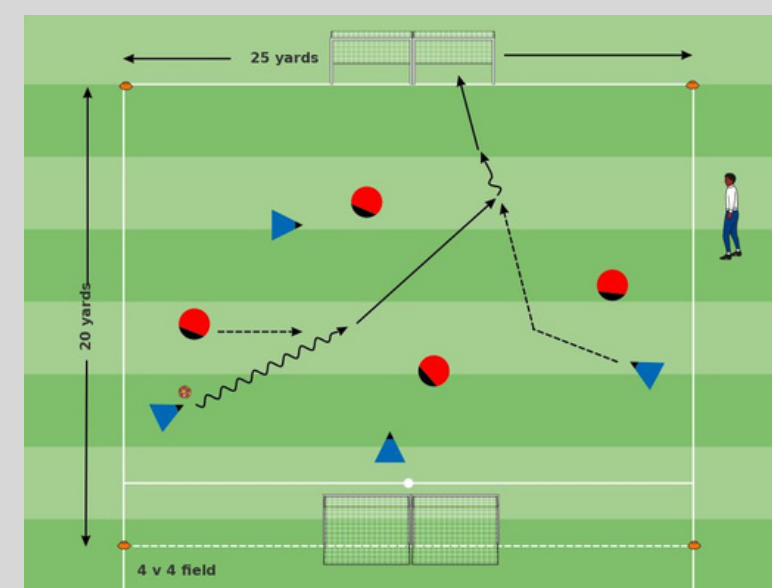
Usual 1v1 to four goals - use a space about 14 long x 20 wide.



3

More Players - Four Goals


Play 2v2 or 3v3 to four goals - Use half of a 4v4 field.



4

Big Goals

Play 2v2, 3v3, 4v4 to bigger goals without GK. Keep the field shorter but the same width as a typical 4v4 field.



5

END WITH PLAY!

Even with our youngest ages, we should start guiding 3v3 or 4v4 play. Guide when the ball is out.



6

RECAP - DID WE HAVE FUN TODAY?

Some questions to ask the players today:

- Did you have fun today?
- Can you tell me one thing you got better at?
- Thanks for playing this season! Tell your parents to sign up for the next one!



FUNdamentals - Week 6



Decision Making During Games

Soccer is full of autonomous decisions - the players make them based on cues they are experiencing or perceiving - Through the session, coaches will ask some questions that we have been asking for the first five weeks, but the players will be tasked with making the decisions given different games. The different games will bring about different decisions based on size of the field, space, goals, and quantity of teammates and opponents.