

# AAMHL Standings

Summer 2025  
October 9, 2025

## Regular Season

Team	Pts	Won	Lost	Tied	GF	GA	GS	GNA
1 AstroTurf	21	10	2	1	44	26	6	9
2 Davey Tree	17	8	4	1	40	32	11	12
3 North Peak Brewing Co.	16	8	5	0	50	37	13	5
4 Forward Design Build	14	6	5	2	46	30	14	12
5 Knight's Steakhouse	14	6	5	2	44	51	13	11
6 Jets Pizza	12	5	6	2	38	39	6	3
7 Corby Energy Services	11	4	6	3	37	47	10	11
8 A&W Restaurant	10	4	7	2	42	53	6	7
9 Rayconnect Inter.	9	4	8	1	31	38	5	8
10 Ann Arbor Rug and Carp	6	2	9	2	31	50	6	11

GF = Goals for; GA = Goals against; GS = Goals by substitute players; GNA = Goals unassisted

Regular season rank rules: 1-points; 2-most wins (regulation time only); 3-head-to-head; 4-goals for; 5-goals against

## PlayOff Season

Team	Pts	Won	Lost	Tied	GF	GA	GS	GNA
1 Corby Energy Services	21	3	1	0	16	8	4	4
2 North Peak Brewing Co.	20	3	0	1	11	7	1	2
3 AstroTurf	16	2	2	0	9	10	1	2
4 Jets Pizza	16	2	2	0	14	8	2	1
5 Davey Tree	15	2	1	1	13	12	0	5
6 Knight's Steakhouse	15	2	1	1	13	13	3	7
7 Ann Arbor Rug and Carp	14	1	1	2	10	9	2	1
8 Rayconnect Inter.	9	1	3	0	13	16	1	4
9 Forward Design Build	6	1	3	0	7	16	0	1
10 A&W Restaurant	5	0	3	1	5	12	1	1

Rank: 1-points; 2-most playoff wins; 3- head-to-head playoff pts; 4-head-to-head reg. season; 5-regular season standings

No playoff points will be awarded to a team that is playing with fewer than 11 players.

## Player stats.: Top two from each team for each category

Team	Name	Goals	Assists	Total Pts.	Name	Pnlty Min.	Penalty Violation	
AAR	Baalrud S. (12)	10	Nilsson J. (9)	8	Baalrud S. (12)	17	Nilsson J. (9)	14
AAR	Nilsson J. (9)	7	Baalrud S. (12)	7	Nilsson J. (9)	15	Schueler D (17)	8
AST	Stevens D. (9)	11	O'Brien M. (8)	12	Stevens D. (9)	23	Blackburn (7)	8
AST	O'Brien M. (8)	10	Stevens D. (9)	12	O'Brien M. (8)	22	Erps R. (21)	4
AWR	Joffe E. (4)	13	Stefan A. (12)	9	Joffe E. (4)	15	Joffe M. (19)	32
AWR	Ball S. (77)	7	Ellies B. (13)	5	Ball S. (77)	11	Stefan A. (12)	8
CES	Montalban (8)	13	Ideson R. (20)	10	Montalban (8)	22	Sarosi M. (40)	8
CES	Hall E. (9)	5	Montalban (8)	9	Ideson R. (20)	15	Montalban (8)	4
DVY	Carlson C. (9)	12	Huntzicker (20)	11	Huntzicker (20)	21	Kless J. (8)	7
DVY	Huntzicker (20)	10	Perkins T. (16)	7	Carlson C. (9)	16	Fisher J. (19)	4
FDB	Dickinson (4)	15	Weiler C. (15)	13	Dickinson (4)	27	Navarre G. (5)	6
FDB	Frusti P. (6)	6	Dickinson (4)	12	Weiler C. (15)	19	Weiler C. (15)	6
JET	Porter J. (8)	12	Crawford M (10)	11	Porter J. (8)	18	Crawford M (10)	8
JET	Bartolacci (11)	5	Pokorney M (4)	11	Crawford M (10)	16	Pokorney M (4)	6
KNT	Gal J. (7)	19	Gal J. (7)	17	Gal J. (7)	36	Gal J. (7)	16
KNT	Klempay T. (4)	9	Klempay T. (4)	9	Klempay T. (4)	18	Barry J. (13)	8
NPB	Bonkowski (10)	12	Hattie M. (7)	19	Hattie M. (7)	28	Church M. (8)	6
NPB	Hattie M. (7)	9	Bonkowski (10)	11	Bonkowski (10)	23	Copp A. (9)	4
RCI	Jilek J. (15)	7	Jilek J. (15)	9	Jilek J. (15)	16	Jilek J. (15)	6
RCI	Wells S. (24)	7	Foster D. (4)	5	Larson E. (2)	11	Pawlowski (5)	4

# AAMHL Standings

Summer 2025  
October 9, 2025

## Game Log Matrix (Won, Lost, Tied, Goals for)

	AAR	AST	AWR	CES	DVY	FDB	JET	KNT	NPB	RCI
AAR		1, 0, 0, 6	1, 0, 0, 5	1, 0, 0, 4	1, 1, 1, 8	1, 1, 1, 8	1, 0, 0, 3	1, 1, 1, 10	1, 0, 1, 8	2, 0, 0, 7
AST	0, 1, 0, 0		0, 1, 1, 3	1, 2, 0, 5	0, 1, 0, 2	0, 1, 0, 2	2, 1, 0, 12	0, 1, 0, 1	1, 1, 0, 6	0, 3, 0, 5
AWR	0, 1, 0, 4	1, 0, 1, 6		1, 0, 0, 5	1, 1, 1, 10	2, 0, 0, 7	0, 1, 1, 6	3, 0, 0, 11	1, 0, 0, 11	1, 1, 0, 5
CES	0, 1, 0, 2	2, 1, 0, 9	0, 1, 0, 2		1, 2, 0, 8	1, 0, 1, 5	1, 1, 0, 9	0, 1, 1, 5	2, 0, 0, 12	0, 0, 1, 3
DVY	1, 1, 1, 7	1, 0, 0, 4	1, 1, 1, 12	2, 1, 0, 9		0, 1, 0, 1	0, 3, 0, 5	0, 1, 0, 3	0, 1, 0, 2	0, 1, 0, 1
FDB	1, 1, 1, 7	1, 0, 0, 3	0, 2, 0, 2	0, 1, 1, 4	1, 0, 0, 2		2, 0, 0, 9	1, 1, 0, 9	1, 1, 0, 3	1, 1, 0, 7
JET	0, 1, 0, 1	1, 2, 0, 6	1, 0, 1, 7	1, 1, 0, 10	3, 0, 0, 10	0, 2, 0, 4		0, 0, 1, 2	1, 1, 0, 3	1, 0, 0, 4
KNT	1, 1, 1, 13	1, 0, 0, 4	0, 3, 0, 5	1, 0, 1, 9	1, 0, 0, 5	1, 1, 0, 13	0, 0, 1, 2		1, 1, 0, 6	0, 2, 0, 7
NPB	0, 1, 1, 4	1, 1, 0, 5	0, 1, 0, 5	0, 2, 0, 4	1, 0, 0, 6	1, 1, 0, 5	1, 1, 0, 4	1, 1, 0, 6		0, 3, 0, 5
RCI	0, 2, 0, 3	3, 0, 0, 10	1, 1, 0, 6	0, 0, 1, 3	1, 0, 0, 2	1, 1, 0, 8	0, 1, 0, 2	2, 0, 0, 10	3, 0, 0, 10	

## Schedule, teams (h vs v), and scores (w vs l)\*

28-May-2025	04-Jun-2025	11-Jun-2025	18-Jun-2025	25-Jun-2025	02-Jul-2025
N8 DVY 6 vs NPB 2	N8 AWR 5 vs RCI 2	N8 FDB 10 vs KNT 2	N8 DVY 5 vs CES 1	N8 AWR 5 vs AAR 4	N8 CES 3 vs FDB 3
S8 CES 4 vs KNT 4	S8 AST 5 vs CES 0	S8 JET 7 vs CES 4	S8 AST 4 vs RCI 2	S8 RCI 4 vs JET 2	S8 NPB 4 vs RCI 2
N9 AST 3 vs AWR 3	N9 DVY 4 vs JET 1	N9 RCI 3 vs AAR 1	N9 NPB 4 vs KNT 3	N9 NPB 9 vs CES 2	N9 AST 4 vs JET 3
S9 JET 3 vs AAR 1	S9 FDB 5 vs NPB 2	S9 DVY 6 vs AWR 3	S9 AAR 2 vs FDB 2	S9 DVY 5 vs KNT 3	S9 KNT 4 vs AWR 2
N10 FDB 5 vs RCI 2	N10 AAR 6 vs KNT 2	N10 AST 5 vs NPB 3	N10 JET 2 vs AWR 2	N10 AST 3 vs FDB 2	N10 AAR 3 vs DVY 3
16-Jul-2025	23-Jul-2025	06-Aug-2025	20-Aug-2025	27-Aug-2025	03-Sep-2025
N8 NPB 11 vs AWR 5	N8 RCI 4 vs AAR 2	N8 JET 2 vs NPB 0	N8 KNT 3 vs NPB 2	N8 AST 2 vs CES 1	N8 FDB 2 vs CES 1
S8 AST 6 vs AAR 0	S8 AWR 6 vs DVY 1	S8 AST 4 vs KNT 1	S8 CES 3 vs DVY 1	S8 RCI 3 vs AWR 1	S8 JET 5 vs AST 2
N9 CES 3 vs RCI 3	N9 KNT 7 vs FDB 3	N9 FDB 4 vs AWR 0	N9 FDB 6 vs AAR 1	N9 DVY 2 vs JET 1	N9 KNT 4 vs AWR 3
S9 JET 2 vs KNT 2	S9 CES 6 vs JET 2	S9 CES 4 vs AAR 2	S9 AST 2 vs RCI 1	S9 NPB 1 vs FDB 0	S9 AAR 3 vs DVY 1
N10 DVY 2 vs FDB 1	N10 NPB 3 vs AST 0	N10 DVY 2 vs RCI 1	N10 AWR 5 vs JET 4	N10 KNT 5 vs AAR 4	N10 NPB 3 vs RCI 2
10-Sep-2025	17-Sep-2025	24-Sep-2025	01-Oct-2025	08-Oct-2025	15-Oct-2025
N8 AST 4 vs DVY 2	N8 FDB 3 vs AWR 2	N8 JET 5 vs FDB 1	N8 KNT 6 vs RCI 5	N8 NPB 2 vs AAR 2	N8 DVY 0 vs RCI 0
S8 JET 4 vs FDB 3	S8 DVY 4 vs AAR 1	S8 KNT 3 vs AAR 3	S8 AST 3 vs AWR 0	S8 CES 4 vs AST 2	S8 NPB 0 vs AWR 0
N9 NPB 6 vs AAR 2	N9 JET 4 vs AST 0	N9 NPB 3 vs CES 2	N9 CES 5 vs DVY 2	N9 DVY 4 vs JET 3	N9 KNT 0 vs JET 0
S9 CES 5 vs AWR 2	S9 NPB 3 vs RCI 1	S9 AST 4 vs RCI 2	S9 AAR 4 vs FDB 0	S9 KNT 3 vs AWR 0	S9 FDB 0 vs CES 0
N10 KNT 4 vs RCI 2	N10 CES 5 vs KNT 1	N10 DVY 3 vs AWR 3	N10 NPB 3 vs JET 2	N10 RCI 5 vs FDB 3	N10 AST 0 vs AAR 0
22-Oct-2025	00-Jan-1900	00-Jan-1900	00-Jan-1900	00-Jan-1900	00-Jan-1900
N8 _1_0 vs _4_0	00 vs 00	00 vs 00	00 vs 00	00 vs 00	00 vs 00
S8 _2_0 vs _3_0	00 vs 00	00 vs 00	00 vs 00	00 vs 00	00 vs 00
N9 DRH 0 vs DRV 0	00 vs 00	00 vs 00	00 vs 00	00 vs 00	00 vs 00
S9 C1H 0 vs C1V 0	00 vs 00	00 vs 00	00 vs 00	00 vs 00	00 vs 00
S10 C2H 0 vs C2V 0	00 vs 00	00 vs 00	00 vs 00	00 vs 00	00 vs 00
00-Jan-1900	00-Jan-1900	00-Jan-1900	00-Jan-1900	00-Jan-1900	00-Jan-1900
00 vs 00	00 vs 00	00 vs 00	00 vs 00	00 vs 00	00 vs 00
00 vs 00	00 vs 00	00 vs 00	00 vs 00	00 vs 00	00 vs 00
00 vs 00	00 vs 00	00 vs 00	00 vs 00	00 vs 00	00 vs 00
00 vs 00	00 vs 00	00 vs 00	00 vs 00	00 vs 00	00 vs 00
00 vs 00	00 vs 00	00 vs 00	00 vs 00	00 vs 00	00 vs 00
00-Jan-1900	00-Jan-1900	00-Jan-1900			
00 vs 00	00 vs 00	00 vs 00	<b>*Shootout Game</b>		
00 vs 00	00 vs 00	00 vs 00			
00 vs 00	00 vs 00	00 vs 00	<b>Rink and game times:</b>		
00 vs 00	00 vs 00	00 vs 00	<b>N8 = North Rink at 8 pm; S8.5 = South Rink at 8:30 pm; etc.</b>		
00 vs 00	00 vs 00	00 vs 00	<b>Home team is listed first</b>		

# Goal and Assist

Summer 2025  
October 9, 2025

<i>Game Date</i>	<i>Team</i>	<i>Period</i>	<i>No</i>	<i>Goal</i>	<i>Assist</i>	<i>Assist</i>
10/8/2025	AAR	2	1	Baalrud S. (12)	Nilsson J. (9)	
10/8/2025	AAR	2	2	Baalrud S. (12)		
10/8/2025	AST	2	1	O'Brien M. (8)	Stevens D. (9)	
10/8/2025	AST	2	2	DeWolfe T. (19)	O'Brien M. (8)	
10/8/2025	CES	1	1	O'Brien C. (5)	Hutton C. (10)	
10/8/2025	CES	1	2	Ideson R. (20)	Maltese C. (13)	
10/8/2025	CES	1	3	Maltese C. (13)	Ideson R. (20)	
10/8/2025	CES	2	4	Maltese C. (13)	Ideson R. (20)	
10/8/2025	DVY	1	1	Carlson C. (9)	Huntzicker D. (20)	
10/8/2025	DVY	1	2	Grantham L. (7)	Sub (15)	Peterson S. (12)
10/8/2025	DVY	2	3	Huntzicker D. (20)		
10/8/2025	DVY	2	4	Perkins T. (16)	Huntzicker D. (20)	
10/8/2025	FDB	1	1	Dickinson G. (4)	Weiler C. (15)	Reyes P. (14)
10/8/2025	FDB	1	2	Reyes P. (14)	Dickinson G. (4)	
10/8/2025	FDB	2	3	Navarre G. (5)	Weiler C. (15)	Reyes P. (14)
10/8/2025	JET	1	1	Heald D. (12)	Maltese C. (13)	
10/8/2025	JET	1	2	Maltese C. (13)	Dickinson G. (14)	Was A. (15)
10/8/2025	JET	2	3	Bartolacci A. (11)		
10/8/2025	KNT	1	1	Gal J. (7)		
10/8/2025	KNT	1	2	Fitzpatrick M. (15)		
10/8/2025	KNT	2	3	Gal J. (7)		
10/8/2025	NPB	1	1	Hattie M. (7)	Nalepa A. (6)	Nesbitt R. (24)
10/8/2025	NPB	1	2	Nalepa A. (6)	Hattie M. (7)	
10/8/2025	RCI	1	1	Kessler S. (9)	McBride R. (12)	
10/8/2025	RCI	1	2	Larson E. (2)		
10/8/2025	RCI	1	3	Pawlowski B. (5)	Kessler S. (9)	Foster D. (4)
10/8/2025	RCI	1	4	Kessler S. (9)	Foster M. (10)	
10/8/2025	RCI	2	5	McBride R. (12)	Jilek J. (15)	

\*Sub Rating Change for Playoff and Finals; Period: 4=Overtime; 5=Shootout

# Penalties

Summer 2025  
October 9, 2025

<i>Game Date</i>	<i>Team</i>	<i>No</i>	<i>Name</i>	<i>Offense</i>
10/8/2025	AAR	1	Frantzeskakis P.	Roughing
10/8/2025	DVY	1	Peterson S.	Hook
10/8/2025	JET	1	Crichton J.	Hook
10/8/2025	KNT	1	Milliken S.	Trip
10/8/2025	NPB	1	Johnson A.	Hook

# Rostered and NonRostered Subs

Summer 2025  
October 9, 2025

Date	GameType	Team	Rostered Players			Sub Player			Status
			Name	Jersey	Draft No	Name	Jersey	Draft No	
10/8/2025	PlayOff	AAR	Rouse C.	19	74	Kessler S.	4	71	Rostered
10/8/2025	PlayOff	AST	Blackburn R.	7	75	Paterson A.	11	76	Rostered
10/8/2025	PlayOff	AWR							
10/8/2025	PlayOff	CES	Montalban A.	8	4	Maltese C.	13	8	Rostered
10/8/2025	PlayOff	DVY							
10/8/2025	PlayOff	FDB	Frusti P.	6	9	Clavier A.	101	18	Rostered
10/8/2025	PlayOff	FDB	Ciatti A.	199	32	Cieciak C.	299	38	Rostered
10/8/2025	PlayOff	JET	Porter J.	8	13	Dickinson G.	14	12	Rostered
10/8/2025	PlayOff	JET	Crawford M.	10	23	Aliff D.	113	28	NonRostered
10/8/2025	PlayOff	JET	Pokorney M.	4	53	Was A.	15	59	NonRostered
10/8/2025	PlayOff	KNT	Gilson T.	10	98	Kroll J.	5	101	Rostered
10/8/2025	PlayOff	NPB	Church M.	8	29	Nalepa A.	6	26	Rostered
10/8/2025	PlayOff	NPB	Bonkowski C.	10	42	Bartolacci A.	16	48	Rostered
10/8/2025	PlayOff	RCI	Verburg A.	199	31	Stoller C.	299	33	Rostered

# AAMHL Goals by player

Summer 2025

October 9, 2025

All = Reg Season + Playoff; PO = Playoff only; SB = Substitute only; SO = Shootout

Team Name	All	P0	SB	SO	Team Name	All	P0	SB	SO	Team Name	All	P0	SB	SO
AAR Baalrud S. (12)	10	5	0	0	CES O'Brien C. (5)	3	1	0	0	JET Boutin J. (3)	1	0	0	0
AAR Nilsson J. (9)	7	1	5	0	CES Peal D. (45)	2	0	0	0	JET Crichton J (7)	1	0	0	0
AAR Frantzeska (7)	5	0	1	0	CES Sarosi M. (40)	2	1	0	0	JET Stoller C. (199)	0	0	0	0
AAR Barden A. (2)	2	0	0	0	CES Gregory E. (7)	1	0	0	0	KNT Gal J. (7)	19	5	2	0
AAR Barnes P. (28)	2	1	1	0	CES Hutton C. (10)	1	0	0	0	KNT Klempay T. (4)	9	3	0	0
AAR Perry B. (16)	2	0	1	0	CES Lobdell G. (22)	1	0	0	0	KNT Barry J. (13)	3	0	0	0
AAR Vaughn C. (97)	2	0	0	0	CES Greene S. (199)	0	0	0	0	KNT Roberts J. (6)	3	0	0	0
AAR Lynn K. (40)	0	0	0	0	DVY Carlson C. (9)	12	3	0	0	KNT Clavier A. (9)	2	0	0	0
AAR Parks C. (199)	0	0	0	0	DVY Huntzicker (20)	10	2	1	0	KNT Fitzpatric (15)	2	1	0	0
AAR Rouse C. (19)	0	0	0	0	DVY Perkins T. (16)	8	4	0	0	KNT Milliken S (8)	2	1	0	0
AAR Schueler D (17)	0	0	1	0	DVY Grantham L (7)	4	1	0	0	KNT Teeter J. (14)	1	0	0	0
AST Stevens D. (9)	11	2	5	0	DVY Peterson S (12)	4	2	1	0	KNT Cieciek C. (199)	0	0	0	0
AST O'Brien M. (8)	10	2	0	0	DVY Hula A. (6)	1	0	0	0	KNT Gilson T. (10)	0	0	0	0
AST Oxender A. (17)	10	2	2	0	DVY Kless J. (8)	1	1	0	0	KNT Gregory A. (11)	0	0	0	0
AST Waltz S. (18)	5	1	0	0	DVY Wilkins F. (18)	1	0	0	0	NPB Bonkowski (10)	12	3	0	0
AST Hescheles (3)	4	0	0	0	DVY Daum K. (199)	0	0	0	0	NPB Hattie M. (7)	9	3	2	0
AST DeWolfe T. (19)	2	1	0	0	DVY Fisher J. (19)	0	0	0	0	NPB Erps S. (17)	8	3	0	0
AST Udager A. (22)	2	0	1	0	DVY Langrock E (10)	0	0	0	0	NPB Jefferson (19)	7	1	0	0
AST Blackburn (7)	1	0	1	0	FDB Dickinson (4)	15	3	1	0	NPB Church M. (8)	5	0	0	0
AST DeWolfe S. (2)	1	0	0	0	FDB Frusti P. (6)	6	0	1	0	NPB Opsahl Jef (22)	3	0	1	0
AST Erps R. (21)	0	0	1	0	FDB Weiler C. (15)	6	2	0	0	NPB Copp A. (9)	1	0	0	0
AST Weiler M. (199)	0	0	0	0	FDB Ahlquist S (11)	5	0	1	0	NPB Johnson A. (12)	0	0	0	0
AWR Joffe E. (4)	13	2	1	0	FDB Reyes P. (14)	4	1	0	0	NPB McClelland (4)	0	0	0	0
AWR Ball S. (77)	7	0	1	0	FDB Dillen K. (7)	2	0	0	0	NPB Nesbitt R. (24)	0	0	0	0
AWR Ellies B. (13)	5	2	0	0	FDB Navarre G. (5)	1	1	0	0	NPB Schroeder (199)	0	0	0	0
AWR Joffe Brya (22)	3	0	0	0	FDB Ciatti A. (199)	0	0	0	0	RCI Jilek J. (15)	7	3	1	0
AWR Wilson Ken (7)	3	0	2	0	FDB Edwards S. (16)	0	0	0	0	RCI Wells S. (24)	7	1	0	0
AWR Joffe M. (19)	2	0	0	0	FDB Macgillivr (55)	0	0	1	0	RCI Kessler S. (9)	6	2	1	0
AWR Nalepa A. (14)	2	0	1	0	FDB Reinholt S (17)	0	0	0	0	RCI Larson E. (2)	6	1	2	0
AWR Paterson A (3)	2	0	0	0	JET Porter J. (8)	12	3	0	0	RCI Pawlowski (5)	5	1	0	0
AWR Barnes J. (199)	0	0	0	0	JET Bartolacci (11)	5	4	0	0	RCI Foster D. (4)	2	1	3	0
AWR Stefan A. (12)	0	0	0	0	JET Crawford M (10)	5	1	1	0	RCI Kroll J. (14)	2	1	2	0
AWR Talusan P. (69)	0	0	3	0	JET Forward J. (5)	5	1	0	0	RCI McBride R. (12)	1	1	0	0
CES Montalban (8)	13	3	0	0	JET Maltese C. (13)	5	2	4	0	RCI Foster M. (10)	0	0	0	0
CES Hall E. (9)	5	2	0	0	JET Pokorney M (4)	5	0	1	0	RCI Grant J. (11)	0	0	0	0
CES Holmstrom (69)	5	2	0	0	JET Bogard S. (9)	3	0	0	0	RCI Verburg A. (199)	0	0	0	0
CES Ideson R. (20)	5	3	0	0	JET Heald D. (12)	2	1	1	0					

# AAMHL Assists by player

Summer 2025

October 9, 2025

*All = Reg Season + Playoff; PO = Playoff only; SB = Substitute only*

<i>Team</i>	<i>Name</i>	<i>All</i>	<i>PO</i>	<i>SB</i>	<i>Team</i>	<i>Name</i>	<i>All</i>	<i>PO</i>	<i>SB</i>	<i>Team</i>	<i>Name</i>	<i>All</i>	<i>PO</i>	<i>SB</i>
AAR	Nilsson J. (9)	8	5	4	CES	O'Brien C. (5)	3	0	0	JET	Crichton J (7)	2	0	2
AAR	Baalrud S. (12)	7	2	0	CES	Gregory E. (7)	2	2	1	JET	Bogard S. (9)	1	0	0
AAR	Schueler D (17)	4	1	0	CES	Hall E. (9)	2	1	0	JET	Stoller C. (199)	0	0	0
AAR	Frantzeska (7)	3	2	1	CES	Sarosi M. (40)	2	0	0	KNT	Gal J. (7)	17	5	0
AAR	Lynn K. (40)	3	0	1	CES	Lobdell G. (22)	1	1	0	KNT	Klempay T. (4)	9	1	0
AAR	Rouse C. (19)	3	0	0	CES	Peal D. (45)	1	0	0	KNT	Clavier A. (9)	6	1	0
AAR	Barden A. (2)	2	0	0	CES	Greene S. (199)	0	0	0	KNT	Barry J. (13)	3	0	0
AAR	Perry B. (16)	2	0	1	DVY	Huntzicker (20)	11	4	0	KNT	Teeter J. (14)	2	0	0
AAR	Vaughn C. (97)	2	0	0	DVY	Perkins T. (16)	7	1	0	KNT	Cieciek C. (199)	1	0	0
AAR	Barnes P. (28)	1	1	0	DVY	Peterson S (12)	7	3	0	KNT	Fitzpatric (15)	1	0	1
AAR	Parks C. (199)	0	0	0	DVY	Langrock E (10)	6	1	0	KNT	Gregory A. (11)	1	0	0
AST	O'Brien M. (8)	12	4	0	DVY	Carlson C. (9)	4	0	0	KNT	Roberts J. (6)	1	0	0
AST	Stevens D. (9)	12	2	2	DVY	Grantham L (7)	2	0	0	KNT	Gilson T. (10)	0	0	0
AST	Hescheles (3)	5	1	1	DVY	Kless J. (8)	2	0	0	KNT	Milliken S (8)	0	0	1
AST	Oxender A. (17)	5	2	2	DVY	Fisher J. (19)	1	0	0	NPB	Hattie M. (7)	19	3	3
AST	Udager A. (22)	5	0	0	DVY	Hula A. (6)	1	0	0	NPB	Bonkowski (10)	11	0	0
AST	DeWolfe T. (19)	4	0	2	DVY	Daum K. (199)	0	0	0	NPB	Copp A. (9)	6	1	0
AST	Waltz S. (18)	3	0	0	DVY	Wilkins F. (18)	0	0	0	NPB	Erps S. (17)	6	2	0
AST	Blackburn (7)	2	0	1	FDB	Weiler C. (15)	13	3	0	NPB	McClelland (4)	4	1	1
AST	DeWolfe S. (2)	1	0	0	FDB	Dickinson (4)	12	3	4	NPB	Church M. (8)	3	1	1
AST	Erps R. (21)	0	0	1	FDB	Frusti P. (6)	5	0	1	NPB	Jefferson (19)	3	1	0
AST	Weiler M. (199)	0	0	0	FDB	Reyes P. (14)	5	2	0	NPB	Nesbitt R. (24)	3	1	1
AWR	Stefan A. (12)	9	1	1	FDB	Ahlquist S (11)	3	0	1	NPB	Opsahl Jef (22)	3	2	0
AWR	Ellies B. (13)	5	0	0	FDB	Dillen K. (7)	2	0	1	NPB	Johnson A. (12)	1	0	0
AWR	Joffe M. (19)	5	0	0	FDB	Edwards S. (16)	2	0	0	NPB	Schroeder (199)	0	0	0
AWR	Nalepa A. (14)	5	2	1	FDB	Macgillivr (55)	2	0	1	RCI	Jilek J. (15)	9	3	0
AWR	Ball S. (77)	4	0	0	FDB	Ciatti A. (199)	0	0	0	RCI	Foster D. (4)	5	1	0
AWR	Joffe Brya (22)	4	0	0	FDB	Navarre G. (5)	0	0	0	RCI	Larson E. (2)	5	1	3
AWR	Paterson A (3)	3	0	0	FDB	Reinholt S (17)	0	0	0	RCI	Foster M. (10)	3	1	0
AWR	Talusan P. (69)	3	0	0	JET	Crawford M (10)	11	2	0	RCI	Kessler S. (9)	3	2	0
AWR	Joffe E. (4)	2	0	1	JET	Pokorney M (4)	11	3	0	RCI	Pawlowski (5)	3	2	0
AWR	Wilson Ken (7)	2	0	1	JET	Bartolacci (11)	9	1	0	RCI	Wells S. (24)	3	1	0
AWR	Barnes J. (199)	0	0	0	JET	Maltese C. (13)	6	4	5	RCI	McBride R. (12)	2	1	0
CES	Ideson R. (20)	10	2	0	JET	Porter J. (8)	6	0	0	RCI	Grant J. (11)	0	0	0
CES	Montalban (8)	9	3	1	JET	Boutin J. (3)	5	0	0	RCI	Kroll J. (14)	0	0	4
CES	Holmstrom (69)	7	1	0	JET	Forward J. (5)	5	3	0	RCI	Verburg A. (199)	0	0	0
CES	Hutton C. (10)	3	1	0	JET	Heald D. (12)	3	1	0					

# AAMHL Points by player

Summer 2025  
October 9, 2025

*All = Reg Season + Playoff; PO = Playoff only; SB = Substitute only*

<i>Team</i>	<i>Name</i>	<i>All</i>	<i>PO</i>	<i>SB</i>	<i>Team</i>	<i>Name</i>	<i>All</i>	<i>PO</i>	<i>SB</i>	<i>Team</i>	<i>Name</i>	<i>All</i>	<i>PO</i>	<i>SB</i>
AAR	Baalrud S. (12)	17	7	0	CES	O'Brien C. (5)	6	1	0	JET	Bogard S. (9)	4	0	0
AAR	Nilsson J. (9)	15	6	9	CES	Hutton C. (10)	4	1	0	JET	Crichton J (7)	3	0	2
AAR	Frantzeska (7)	8	2	2	CES	Sarosi M. (40)	4	1	0	JET	Stoller C. (199)	0	0	0
AAR	Barden A. (2)	4	0	0	CES	Gregory E. (7)	3	2	1	KNT	Gal J. (7)	36	10	2
AAR	Perry B. (16)	4	0	2	CES	Peal D. (45)	3	0	0	KNT	Klempay T. (4)	18	4	0
AAR	Schueler D (17)	4	1	1	CES	Lobdell G. (22)	2	1	0	KNT	Clavier A. (9)	8	1	0
AAR	Vaughn C. (97)	4	0	0	CES	Greene S. (199)	0	0	0	KNT	Barry J. (13)	6	0	0
AAR	Barnes P. (28)	3	2	1	DVY	Huntzicker (20)	21	6	1	KNT	Roberts J. (6)	4	0	0
AAR	Lynn K. (40)	3	0	1	DVY	Carlson C. (9)	16	3	0	KNT	Fitzpatric (15)	3	1	1
AAR	Rouse C. (19)	3	0	0	DVY	Perkins T. (16)	15	5	0	KNT	Teeter J. (14)	3	0	0
AAR	Parks C. (199)	0	0	0	DVY	Peterson S (12)	11	5	1	KNT	Milliken S (8)	2	1	1
AST	Stevens D. (9)	23	4	7	DVY	Grantham L (7)	6	1	0	KNT	Cieciak C. (199)	1	0	0
AST	O'Brien M. (8)	22	6	0	DVY	Langrock E (10)	6	1	0	KNT	Gregory A. (11)	1	0	0
AST	Oxender A. (17)	15	4	4	DVY	Kless J. (8)	3	1	0	KNT	Gilson T. (10)	0	0	0
AST	Hescheles (3)	9	1	1	DVY	Hula A. (6)	2	0	0	NPB	Hattie M. (7)	28	6	5
AST	Waltz S. (18)	8	1	0	DVY	Fisher J. (19)	1	0	0	NPB	Bonkowski (10)	23	3	0
AST	Udager A. (22)	7	0	1	DVY	Wilkins F. (18)	1	0	0	NPB	Erps S. (17)	14	5	0
AST	DeWolfe T. (19)	6	1	2	DVY	Daum K. (199)	0	0	0	NPB	Jefferson (19)	10	2	0
AST	Blackburn (7)	3	0	2	FDB	Dickinson (4)	27	6	5	NPB	Church M. (8)	8	1	1
AST	DeWolfe S. (2)	2	0	0	FDB	Weiler C. (15)	19	5	0	NPB	Copp A. (9)	7	1	0
AST	Erps R. (21)	0	0	2	FDB	Frusti P. (6)	11	0	2	NPB	Opsahl Jef (22)	6	2	1
AST	Weiler M. (199)	0	0	0	FDB	Reyes P. (14)	9	3	0	NPB	McClelland (4)	4	1	1
AWR	Joffe E. (4)	15	2	2	FDB	Ahlquist S (11)	8	0	2	NPB	Nesbitt R. (24)	3	1	1
AWR	Ball S. (77)	11	0	1	FDB	Dillen K. (7)	4	0	1	NPB	Johnson A. (12)	1	0	0
AWR	Ellies B. (13)	10	2	0	FDB	Edwards S. (16)	2	0	0	NPB	Schroeder (199)	0	0	0
AWR	Stefan A. (12)	9	1	1	FDB	Macgillivr (55)	2	0	2	RCI	Jilek J. (15)	16	6	1
AWR	Joffe Brya (22)	7	0	0	FDB	Navarre G. (5)	1	1	0	RCI	Larson E. (2)	11	2	5
AWR	Joffe M. (19)	7	0	0	FDB	Ciatti A. (199)	0	0	0	RCI	Wells S. (24)	10	2	0
AWR	Nalepa A. (14)	7	2	2	FDB	Reinholt S (17)	0	0	0	RCI	Kessler S. (9)	9	4	1
AWR	Paterson A (3)	5	0	0	JET	Porter J. (8)	18	3	0	RCI	Pawlowski (5)	8	3	0
AWR	Wilson Ken (7)	5	0	3	JET	Crawford M (10)	16	3	1	RCI	Foster D. (4)	7	2	3
AWR	Talusan P. (69)	3	0	3	JET	Pokorney M (4)	16	3	1	RCI	Foster M. (10)	3	1	0
AWR	Barnes J. (199)	0	0	0	JET	Bartolacci (11)	14	5	0	RCI	McBride R. (12)	3	2	0
CES	Montalban (8)	22	6	1	JET	Maltese C. (13)	11	6	9	RCI	Kroll J. (14)	2	1	6
CES	Ideson R. (20)	15	5	0	JET	Forward J. (5)	10	4	0	RCI	Grant J. (11)	0	0	0
CES	Holmstrom (69)	12	3	0	JET	Boutin J. (3)	6	0	0	RCI	Verburg A. (199)	0	0	0
CES	Hall E. (9)	7	3	0	JET	Heald D. (12)	5	2	1					

# AAMHL Penalties by player

Summer 2025  
October 9, 2025

<i>Team</i>	<i>Name</i>	<i>Total</i>	<i>Category</i>	<i>Team</i>	<i>Name</i>	<i>Total</i>	<i>Category</i>	<i>Team</i>	<i>Name</i>	<i>Total</i>	<i>Category</i>
AAR	Baalrud S.	2	Conformist	CES	Hutton C.	0	Conformist	JET	Pokorney M.	3	Conformist
AAR	Barden A.	0	Conformist	CES	Ideson R.	0	Conformist	JET	Porter J.	1	Conformist
AAR	Barnes P.	1	Conformist	CES	Lobdell G.	0	Conformist	JET	Stoller C.	0	Conformist
AAR	Frantzeskakis P	1	Conformist	CES	Montalban A.	1	Conformist	KNT	Barry J.	4	Conformist
AAR	Lynn K.	1	Conformist	CES	O'Brien C.	2	Conformist	KNT	Cieciak C.	0	Conformist
AAR	Nilsson J.	1	Conformist	CES	Peal D.	1	Conformist	KNT	Clavier A.	2	Conformist
AAR	Parks C.	0	Conformist	CES	Sarosi M.	4	Conformist	KNT	Fitzpatrick M.	0	Conformist
AAR	Perry B.	0	Conformist	DVY	Carlson C.	0	Conformist	KNT	Gal J.	4	Conformist
AAR	Rouse C.	1	Conformist	DVY	Daum K.	0	Conformist	KNT	Gilson T.	0	Conformist
AAR	Schueler D.	4	Conformist	DVY	Fisher J.	2	Conformist	KNT	Gregory A.	0	Conformist
AAR	Vaughn C.	1	Conformist	DVY	Grantham L.	0	Conformist	KNT	Klempay T.	3	Conformist
AST	Blackburn R.	4	Conformist	DVY	Hula A.	1	Conformist	KNT	Milliken S.	4	Conformist
AST	DeWolfe S.	0	Conformist	DVY	Huntzicker D.	1	Conformist	KNT	Roberts J.	2	Conformist
AST	DeWolfe T.	0	Conformist	DVY	Kless J.	2	Conformist	KNT	Teeter J.	0	Conformist
AST	Erps R.	2	Conformist	DVY	Langrock E.	2	Conformist	NPB	Bonkowski C.	0	Conformist
AST	Hescheles D.	0	Conformist	DVY	Perkins T.	2	Conformist	NPB	Church M.	3	Conformist
AST	O'Brien M.	0	Conformist	DVY	Peterson S.	2	Conformist	NPB	Copp A.	2	Conformist
AST	Oxender A.	0	Conformist	DVY	Wilkins F.	2	Conformist	NPB	Erps S.	2	Conformist
AST	Stevens D.	2	Conformist	FDB	Ahlquist S.	2	Conformist	NPB	Hattie M.	1	Conformist
AST	Udager A.	1	Conformist	FDB	Ciatti A.	0	Conformist	NPB	Jefferson D.	0	Conformist
AST	Waltz S.	1	Conformist	FDB	Dickinson G.	0	Conformist	NPB	Johnson A.	1	Conformist
AST	Weiler M.	0	Conformist	FDB	Dillen K.	2	Conformist	NPB	McClelland J.	2	Conformist
AWR	Ball S.	2	Conformist	FDB	Edwards S.	0	Conformist	NPB	Nesbitt R.	1	Conformist
AWR	Barnes J.	0	Conformist	FDB	Frusti P.	0	Conformist	NPB	Opsahl Jeff	2	Conformist
AWR	Ellies B.	0	Conformist	FDB	Macgillivray C.	1	Conformist	NPB	Schroeder D.	0	Conformist
AWR	Joffe Bryan	2	Conformist	FDB	Navarre G.	3	Conformist	RCI	Foster D.	0	Conformist
AWR	Joffe E.	3	Conformist	FDB	Reinholt S.	0	Conformist	RCI	Foster M.	1	Conformist
AWR	Joffe M.	4	Conformist	FDB	Reyes P.	1	Conformist	RCI	Grant J.	0	Conformist
AWR	Nalepa A.	1	Conformist	FDB	Weiler C.	3	Conformist	RCI	Jilek J.	3	Conformist
AWR	Paterson A.	1	Conformist	JET	Bartolacci A.	0	Conformist	RCI	Kessler S.	0	Conformist
AWR	Stefan A.	3	Conformist	JET	Bogard S.	0	Conformist	RCI	Kroll J.	1	Conformist
AWR	Talusan P.	0	Conformist	JET	Boutin J.	1	Conformist	RCI	Larson E.	0	Conformist
AWR	Wilson Ken	1	Conformist	JET	Crawford M.	3	Conformist	RCI	McBride R.	0	Conformist
CES	Greene S.	0	Conformist	JET	Crichton J.	2	Conformist	RCI	Pawlowski B.	2	Conformist
CES	Gregory E.	1	Conformist	JET	Forward J.	1	Conformist	RCI	Verburg A.	0	Conformist
CES	Hall E.	1	Conformist	JET	Heald D.	1	Conformist	RCI	Wells S.	0	Conformist
CES	Holmstrom E.	1	Conformist	JET	Maltese C.	2	Conformist				

# Points Per Game By Year

Summer 2025  
October 9, 2025

Name	Points per Game per Year				Trend	Name	Points per Game per Year				Trend	Name	Points per Game per Year				Trend
	2025	2024	2023	2022	Rank		2025	2024	2023	2022	Rank		2025	2024	2023	2022	Rank
Ahquist S.	0.56	0.63	0.92	0.73		Gilson T.	0.00	0.43	0.33	0.40		Montalban A.	1.44	1.38	1.68	0.00	
Baalrud S.	1.13	1.00	0.00	0.00		Grant J.	0.00	0.15	0.23	0.37		Nalepa A.	0.56	0.27	0.50	0.55	
Ball S.	0.86	1.43	1.76	2.17		Grantham L.	0.35	0.50	0.64	0.60		Navarre G.	0.07	0.24	0.13	0.34	
Barden A.	0.24	0.27	0.00	0.00		Gregory A.	0.08	0.26	0.43	0.30		Nesbitt R.	0.31	0.12	0.30	0.29	
Barnes P.	0.17	0.43	0.35	0.24		Gregory E.	0.25	0.28	0.17	0.38		Nilsson J.	1.26	1.42	1.47	1.36	
Barry J.	0.38	0.88	0.00	0.00		Hall E.	0.47	0.85	1.00	1.00		O'Brien C.	0.40	0.45	0.27	0.38	
Bartolacci A.	0.93	0.58	0.00	0.00		Hattie M.	1.65	0.00	0.00	0.00		O'Brien M.	1.38	1.16	1.58	1.39	
Blackburn R.	0.29	0.27	0.31	0.54		Heald D.	0.33	0.32	0.18	0.18		Opsahl Jeff	0.32	0.31	0.28	0.63	
Bogard S.	0.27	0.40	0.26	0.43		Hescheles D.	0.71	0.70	0.57	0.58		Oxender A.	1.27	0.96	1.05	1.08	4
Bonkowski C.	1.64	1.00	1.40	1.61		Holmstrom E.	0.75	0.67	0.91	0.90		Paterson A.	0.33	0.36	0.14	0.33	
Boutin J.	0.35	0.35	0.13	0.47		Hula A.	0.15	0.13	0.19	0.00		Pawlowski B.	0.50	0.68	0.38	0.49	
Carlson C.	1.33	1.08	0.91	1.31		Huntzicker D.	1.29	1.98	1.91	1.67		Peal D.	0.16	0.15	0.19	0.20	
Church M.	0.82	0.45	0.89	0.46		Hutton C.	0.31	0.36	0.37	0.33		Perkins T.	1.07	1.12	0.98	0.72	
Clavier A.	0.44	0.53	0.50	0.92		Ideson R.	1.07	0.00	0.00	0.00		Perry B.	0.43	0.74	0.89	1.00	
Copp A.	0.41	0.42	0.19	0.21	5	Jefferson D.	0.63	0.89	0.96	0.69		Peterson S.	0.67	0.95	0.70	1.42	
Crawford M.	1.13	0.63	1.07	0.82		Jilek J.	1.06	1.02	0.00	0.00		Pokorney M.	1.31	0.90	0.78	0.80	2
Crichton J.	0.29	0.33	0.12	0.48		Joffe Bryan	0.44	0.60	0.00	0.00		Porter J.	1.29	0.73	1.29	1.16	
DeWolfe S.	0.12	0.09	0.06	0.38		Joffe E.	1.06	1.41	1.02	1.16		Reinholt S.	0.00	0.08	0.10	0.23	
DeWolfe T.	0.42	0.58	0.54	0.49		Joffe M.	0.47	0.78	0.59	1.10		Reyes P.	0.53	0.30	0.36	0.59	
Dickinson G.	1.60	1.08	0.83	1.39		Johnson A.	0.08	0.14	0.16	0.18		Roberts J.	0.36	0.21	0.37	0.73	
Dillen K.	0.38	0.46	0.00	0.53		Kessler S.	0.53	0.39	0.25	0.52		Rouse C.	0.19	0.20	0.37	0.30	
Edwards S.	0.18	0.23	0.68	0.59		Klempay T.	1.20	0.00	0.00	0.00		Sarosi M.	0.25	0.29	0.42	0.30	
Ellies B.	0.59	0.53	0.69	0.71		Kless J.	0.19	0.36	0.48	0.38		Schueler D.	0.28	0.36	0.33	0.50	
Erps R.	0.13	0.16	0.19	0.30		Kroll J.	0.29	0.83	0.44	0.44		Stefan A.	0.53	0.35	0.05	0.26	
Erps S.	0.82	1.41	1.33	1.34		Langrock E.	0.33	0.63	0.35	0.00		Stevens D.	1.50	1.40	1.20	1.33	
Fisher J.	0.07	0.09	0.12	0.12		Larson E.	0.94	0.84	1.31	1.00		Talusan P.	0.33	0.16	0.47	0.31	
Fitzpatrick M.	0.31	0.66	0.76	1.05		Lobdell G.	0.29	0.28	0.19	0.32		Teeter J.	0.25	0.26	0.35	0.25	
Forward J.	0.83	0.29	0.53	0.43		Lynn K.	0.22	0.24	0.00	0.00		Udager A.	0.47	0.66	0.73	0.00	
Foster D.	0.56	0.78	1.03	1.23		Macgillivray C.	0.17	0.16	0.15	0.29		Vaughn C.	0.29	0.85	0.41	1.23	
Foster M.	0.21	0.25	0.22	0.24		Maltese C.	1.05	1.39	1.77	0.00		Waltz S.	0.47	0.46	0.32	0.66	
Frantzeskakis P.	0.63	0.38	0.24	0.42	3	McBride R.	0.43	0.53	0.54	0.67		Weiler C.	1.19	1.15	0.98	1.00	
Frusti P.	1.18	1.12	1.82	1.42		McClelland J.	0.28	0.34	0.23	0.25		Wells S.	0.63	1.11	0.57	0.94	
Gal J.	2.53	2.46	1.71	1.83	1	Milliken S.	0.21	0.31	0.25	0.17	6	Wilkins F.	0.10	0.09	0.33	0.26	
											Wilson Ken	0.40	0.24	0.38	0.44		

Trend Rank = A rank of the players with an increasing rate of the number of points per game per year over the last 5 years.  
 The rank number is based on the slope of a least-square linear fit to the last five years of points per game data for each player.  
 The lower the rank number the greater the rate of increase in points per game per year.  
 The quality of the fit (coefficient of determination) must be greater than 0.4 to be assigned a rank

# Player points since 2006

Summer 2025

October 9, 2025

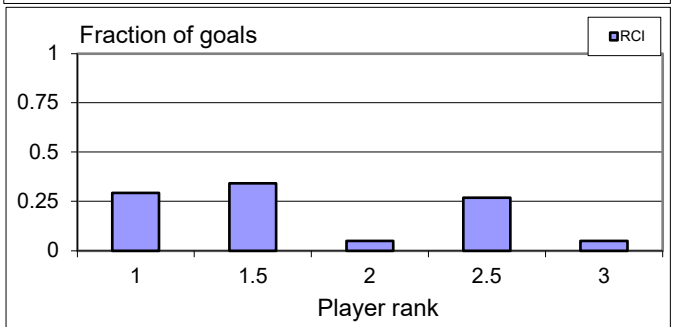
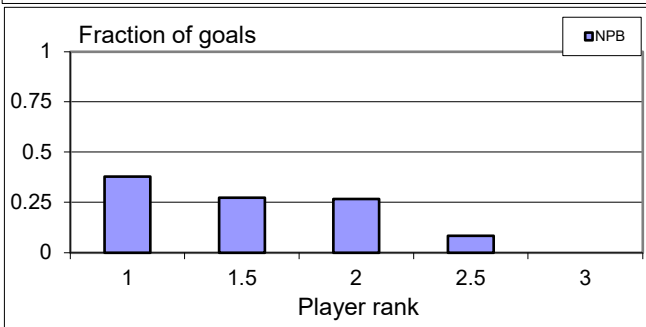
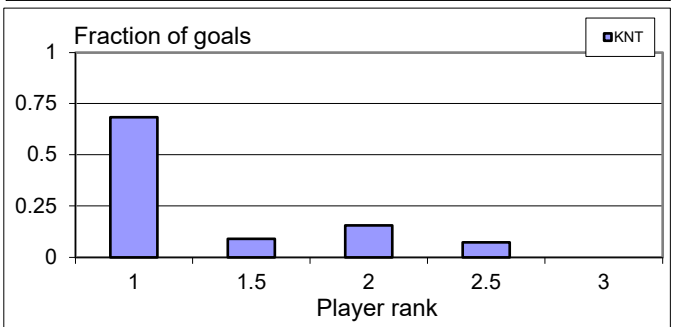
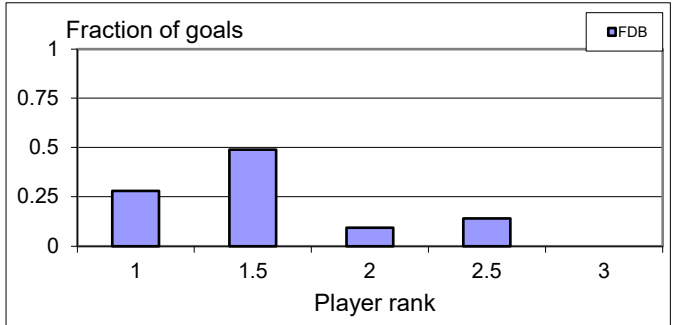
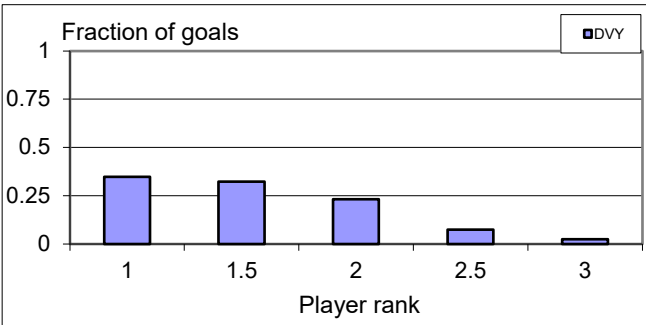
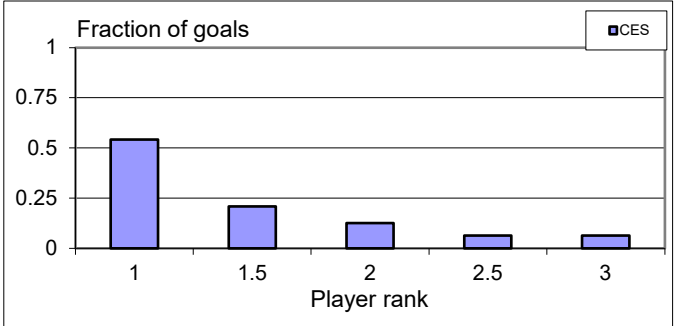
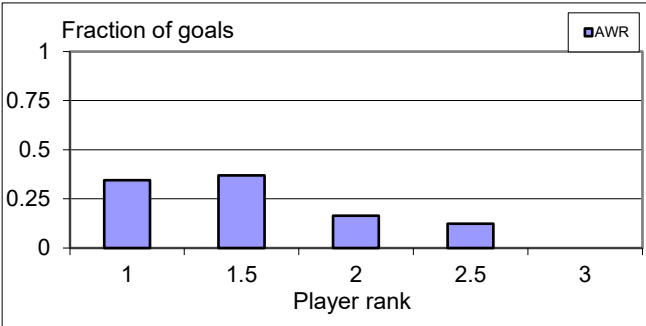
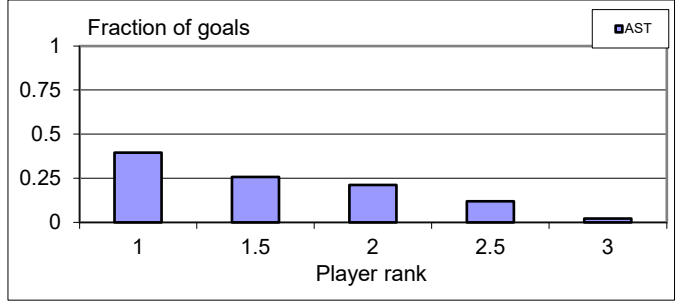
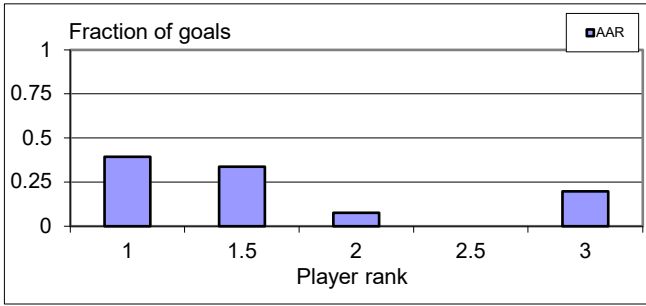
Name	Games	Goals	Asists	Points/Game	Name	Games	Goals	Asists	Points/Game	Name	Games	Goals	Asists	Points/Game
Ahlquist S.	202	62	84	0.72	Gilson T.	535	133	183	0.59	Nesbitt R.	175	16	48	0.37
Baalrud S.	38	25	12	0.97	Grant J.	180	9	40	0.27	Nilsson J.	136	100	90	1.40
Ball S.	225	272	168	1.96	Grantham L.	841	405	418	0.98	O'Brien C.	394	46	162	0.53
Barden A.	42	4	5	0.21	Greene S.	372	0	0	0.00	O'Brien M.	376	317	313	1.68
Barnes J.	682	0	14	0.02	Gregory A.	720	127	209	0.47	Opsahl Jeff	412	197	217	1.00
Barnes P.	910	217	366	0.64	Gregory E.	310	59	104	0.53	Oxender A.	174	90	80	0.98
Barry J.	48	12	23	0.73	Hall E.	270	166	137	1.12	Parks C.	148	0	6	0.04
Bartolacci A.	55	24	17	0.75	Hattie M.	16	9	19	1.75	Paterson A.	265	34	73	0.40
Blackburn R.	312	78	100	0.57	Heald D.	222	14	44	0.26	Pawlowski B.	237	84	64	0.62
Bogard S.	794	248	281	0.67	Hescheles D.	236	88	74	0.69	Peal D.	464	42	95	0.30
Bonkowski C.	101	85	71	1.54	Holmstrom E.	329	200	142	1.04	Perkins T.	235	127	108	1.00
Boutin J.	715	176	259	0.61	Hula A.	93	5	10	0.16	Perry B.	570	295	405	1.23
Carlson C.	224	178	127	1.36	Huntzicker D.	363	448	276	1.99	Peterson S.	366	151	191	0.93
Church M.	236	64	95	0.67	Hutton C.	236	48	59	0.45	Pokorney M.	807	592	462	1.31
Ciatti A.	118	0	0	0.00	Ideson R.	13	5	10	1.15	Porter J.	179	148	91	1.34
Cieciak C.	434	1	9	0.02	Jefferson D.	169	89	62	0.89	Reinholt S.	644	70	158	0.35
Clavier A.	328	136	152	0.88	Jilek J.	56	34	26	1.07	Reyes P.	619	149	171	0.52
Copp A.	394	22	154	0.45	Joffe Bryan	59	15	18	0.56	Roberts J.	459	95	187	0.61
Crawford M.	189	83	91	0.92	Joffe E.	443	421	252	1.52	Rouse C.	193	12	40	0.27
Crichton J.	786	250	284	0.68	Joffe M.	439	232	300	1.21	Sarosi M.	768	177	222	0.52
Daum K.	38	0	0	0.00	Johnson A.	756	15	148	0.22	Schroeder D.	601	2	6	0.01
DeWolfe S.	867	73	198	0.31	Kessler S.	376	74	93	0.44	Schueler D.	599	86	209	0.49
DeWolfe T.	416	165	183	0.84	Klempay T.	15	9	9	1.20	Stefan A.	413	57	79	0.33
Dickinson G.	126	83	57	1.11	Kless J.	491	75	126	0.41	Stevens D.	193	156	120	1.43
Dillen K.	83	14	24	0.46	Kroll J.	865	443	435	1.02	Stoller C.	174	0	0	0.00
Edwards S.	215	28	67	0.44	Langrock E.	77	12	23	0.45	Talusan P.	136	21	23	0.32
Ellies B.	301	110	102	0.70	Larson E.	163	77	84	0.99	Teeter J.	160	17	40	0.36
Erps R.	343	29	70	0.29	Lobdell G.	338	57	91	0.44	Udager A.	100	27	44	0.71
Erps S.	769	651	489	1.48	Lynn K.	57	6	7	0.23	Vaughn C.	302	135	112	0.82
Fisher J.	725	13	155	0.23	Macgillivray C.	649	79	167	0.38	Verburg A.	202	0	0	0.00
Fitzpatrick M.	480	246	209	0.95	Maltese C.	76	63	43	1.39	Waltz S.	200	57	44	0.51
Forward J.	688	241	314	0.81	McBride R.	176	52	64	0.66	Weiler C.	144	76	75	1.05
Foster D.	505	332	253	1.16	McClelland J.	870	108	291	0.46	Weiler M.	62	0	0	0.00
Foster M.	485	40	94	0.28	Milliken S.	147	16	14	0.20	Wells S.	172	95	65	0.93
Frantzeskakis P.	724	84	227	0.43	Montalban A.	74	51	56	1.45	Wilkins F.	157	21	26	0.30
Frusti P.	198	183	118	1.52	Nalepa A.	210	28	64	0.44	Wilson Ken	344	64	92	0.45
Gal J.	168	222	153	2.23	Navarre G.	612	164	174	0.55					

\*Games = Total number of possible games played starting in September 2006 including games played as a substitute.

# Goals by Ranking

Summer 2025

October 9, 2025



Goals are normalized by the number of players at each rank level.