



REPUBLIC FC

MOBILE TICKETING TUTORIAL

ACCESSING YOUR TICKETS VIA THE SRFC MOBILE APP

Tickets at Heart Health Park are now 100% digital and can be scanned at the stadium on your mobile device or managed digitally. Digital tickets allow for advanced security and easy access with a few quick taps!

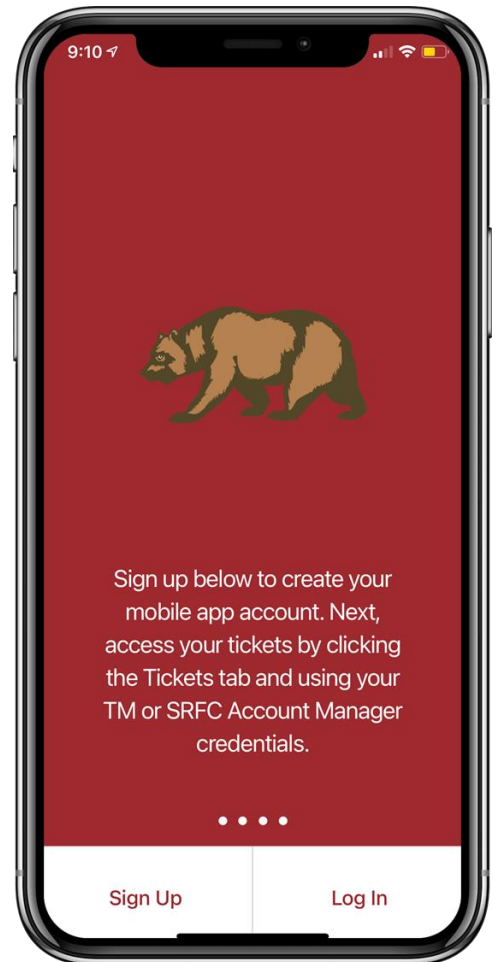
If you have any questions, please contact our Service Team at (916) 307-6100 or goal@sacrepublikfc.com.

Step 1: Download the SRFC Mobile App from Apple App Store or Google Play App Store.

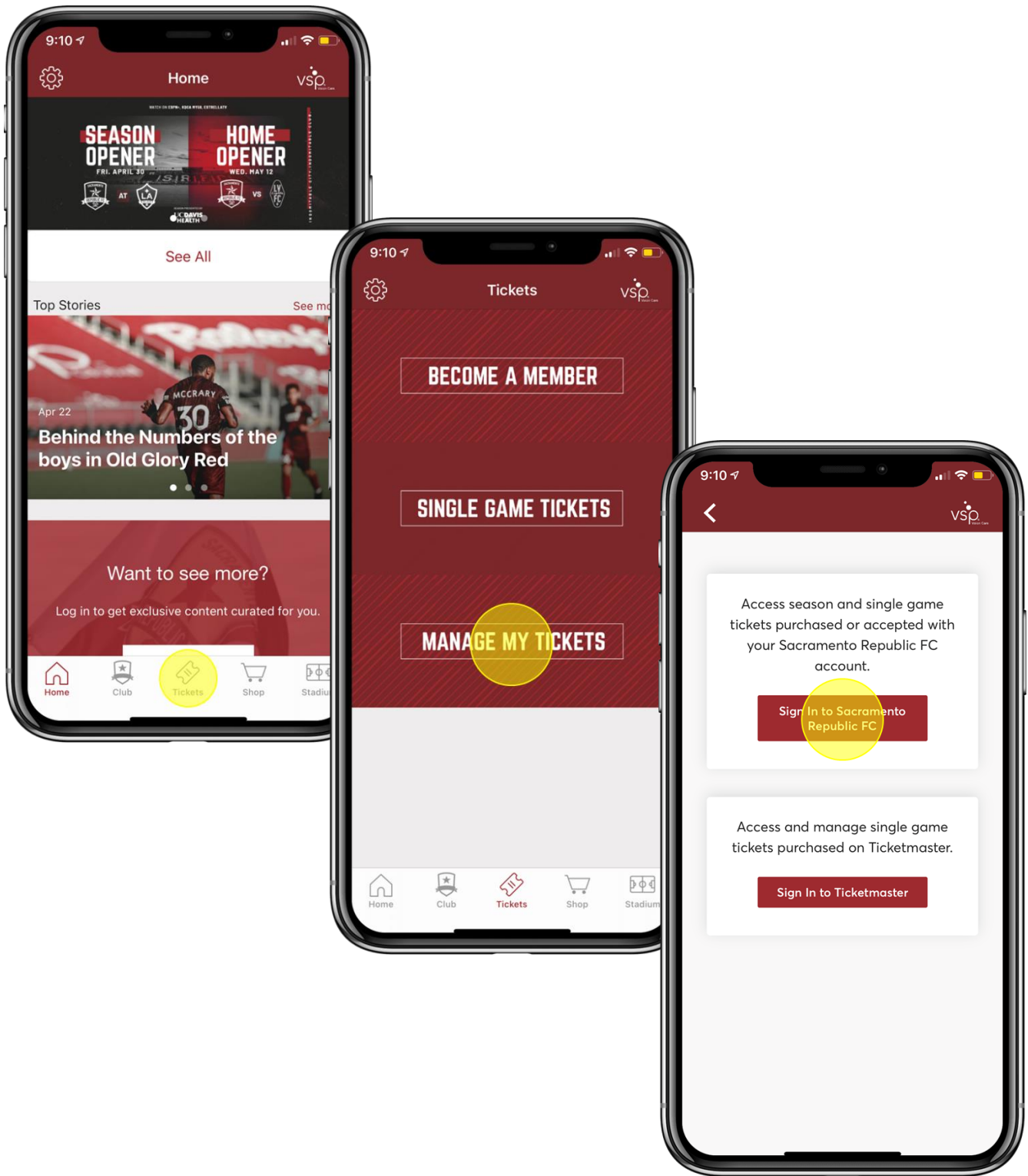
Click [HERE](#) on your iPhone or Android device to download the SRFC Mobile APP

Step 2: Open the SRFC Mobile App. Create an App account or login to an existing one.

Please Note: this is a separate login specifically for the SRFC Mobile App and is not linked with your Republic FC Ticket Account.



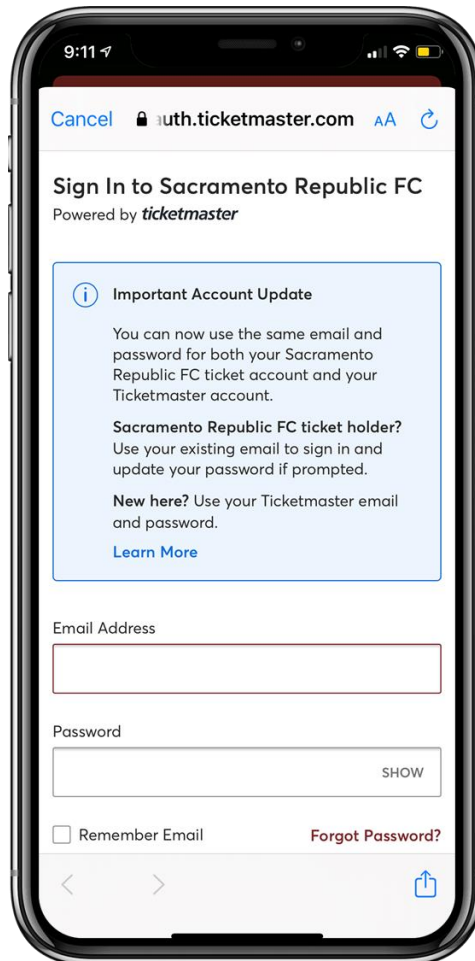
Step 3: Tap the “Tickets” icon in the menu, Tap “Manage My Tickets” and Tap “Sign into Sacramento Republic FC”.



Step 4: Log into your Republic FC Ticket Account with your SRFC ticket credentials.

If you have not logged in since last season, you may be asked to reset your password.

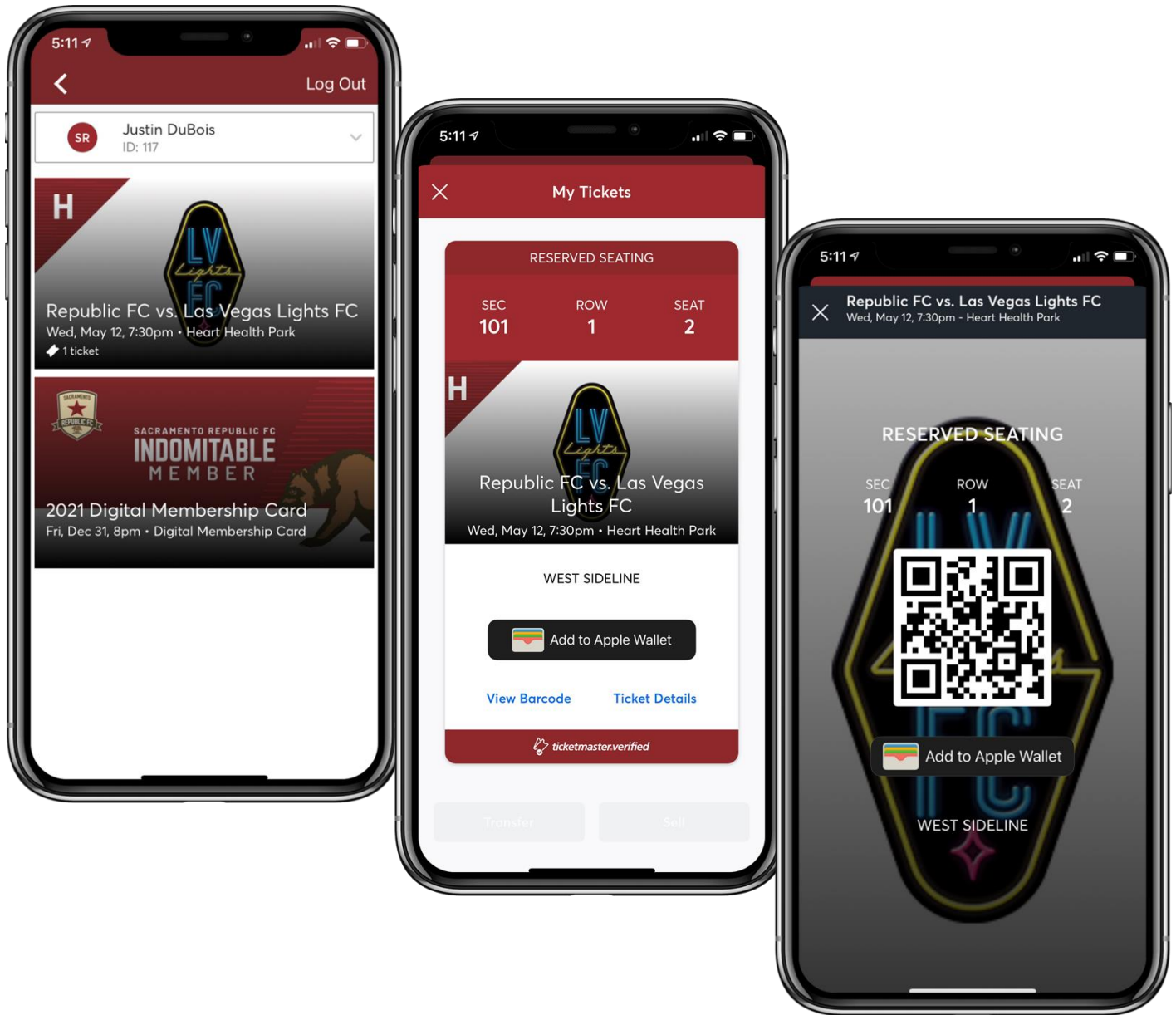
Helpful Tip! Check the box next to "Remember Email" to stay logged in.



IMPORTANT UPDATE FOR 2021: Due to recent Ticketmaster policy updates, only the primary email address associated with your account can access your Republic FC Account Manager. If you need to make any changes to your account, please contact our Service Team.

Step 5: Tap the match you wish to view, Tap "View Barcode" and scan into the match.

Swipe to the right to scroll through multiple tickets



We recommend adding your tickets to your Apple Wallet or Google Pay digital wallets for easy, offline access at the stadium!

Thank you for your indomitable support and we cannot wait to see you at matches!