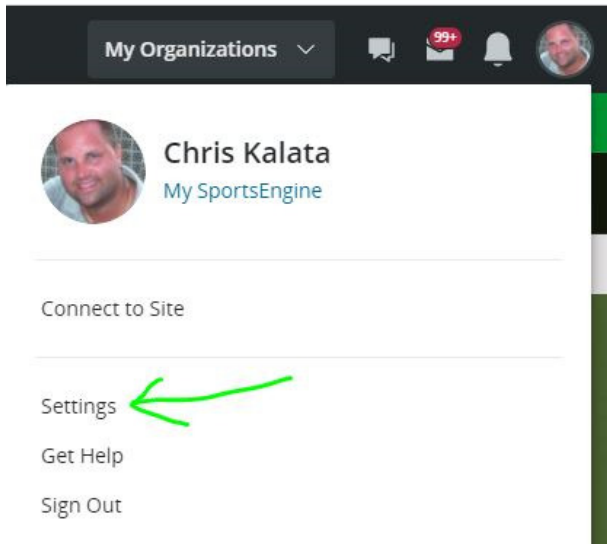


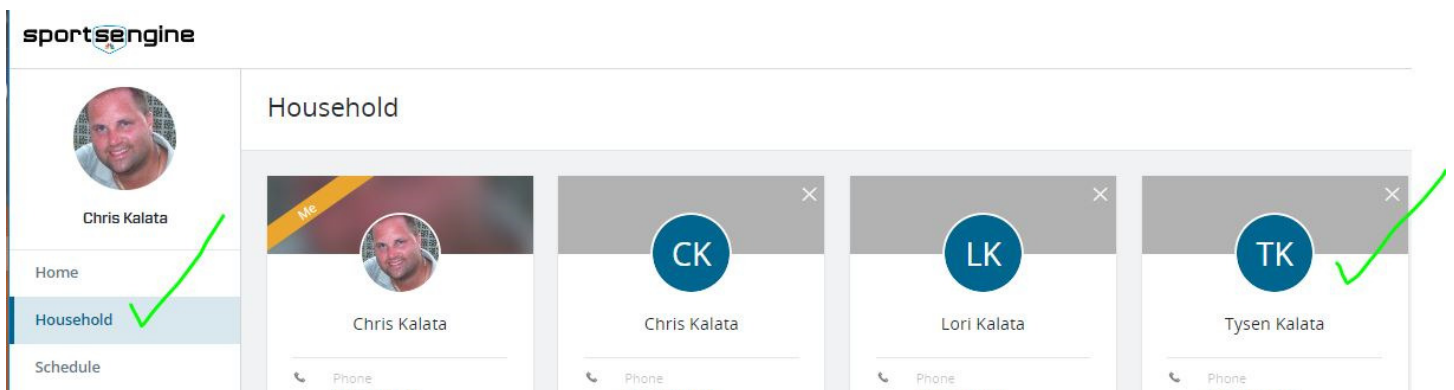
ADDING A 2ND PARENT OR GUARDIAN TO THE SPORTS ENGINE ACCOUNT FOR DIBS AND TEAM NOTIFICATIONS

Doing this will allow the 2nd parent or guardian to view and claim dibs and receive team notifications if their team is using the sports engine communication tools.

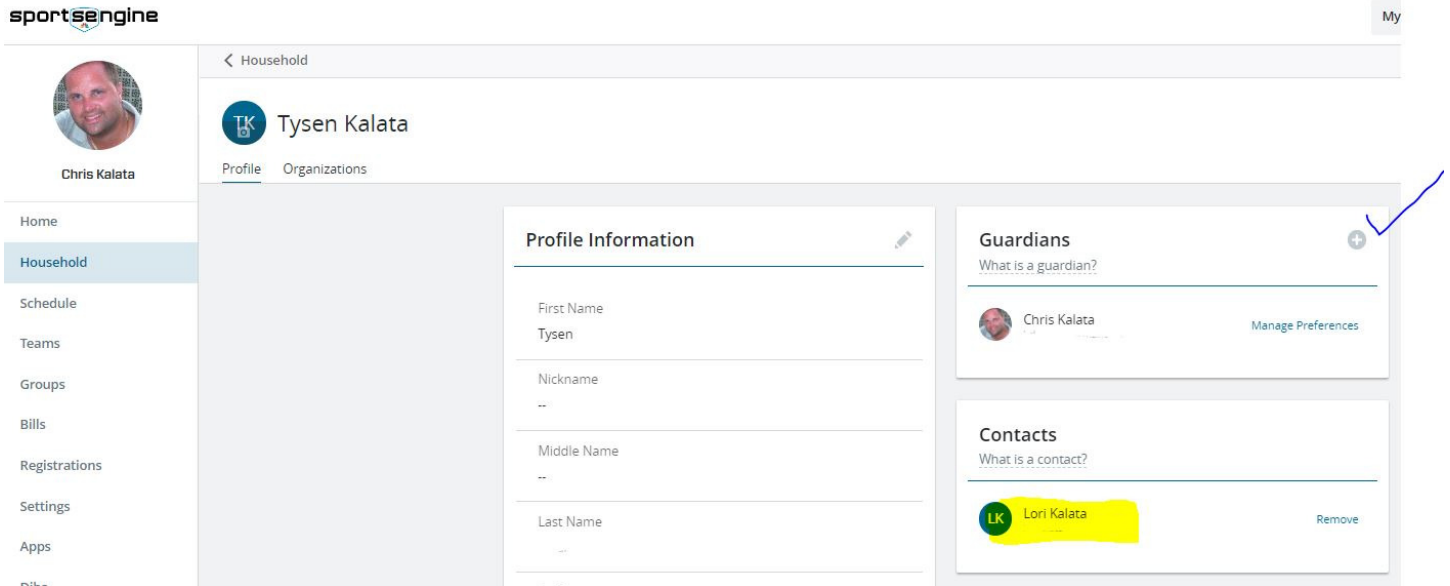
- (1) The Parent **who registered their skater** should login to their Sports Engine Account and then click on Settings



- (2) Click on Household and then Click on your Skater Profile to open it up



- (3) If the Parent or Guardian is listed (see yellow area) then you are good to go and the 2nd parent or guardian is already setup. If you do not see the parent or guardian you want to add, then click on the + (plus) next to your skater to invite the parent or guardian you wish to add



- (4) Enter the Parent or Guardians email address, select the profiles you would like them to be added to and click Send Invitation. The 2nd parent or guardian should then look for the email and accept the invitation and then you should be all set.

Invite a Guardian ×

Invite:

Invite this guardian to manage the following profiles:

<input type="radio"/>	Chris Kalata	<input type="checkbox"/>
<input type="radio"/>	Lori Kalata	<input type="checkbox"/>
<input type="radio"/>	Tysen Kalata	<input checked="" type="checkbox"/>