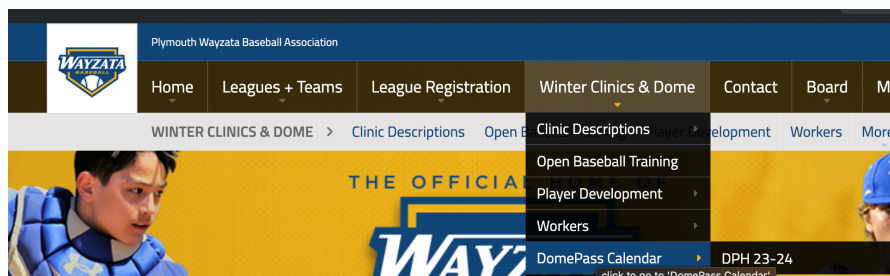




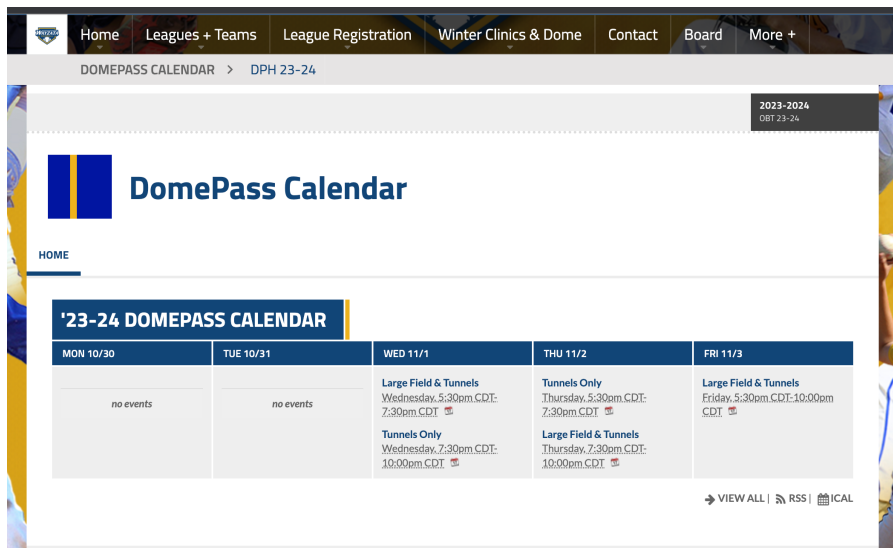
PWYBA HOW TO:

Access Open Baseball Training Calendar/Add to iCal

- 1) Navigate to : <https://www.pwyba.com/>
- 2) Sign into the website
 - a. If you are already signed in, go to step 3
 - b. If not, click on the “Sign In” link in the upper right corner
 - c. **Sign in with the account used to purchase the Open Baseball Training (OBT) Pass**
- 3) Hover over “Winter Clinics & Dome”, then Click on “DomePass Calendar”
 - a. You must be logged in with the account used to purchase the Winter OBT Pass to see the DomePass Calendar option on the menu



- 4) The Calendar should now be visible. If the calendar is not visible, you are either not logged in with the proper account or not properly registered for the Winter OBT Pass.



- 5) You can subscribe to the calendar by clicking the iCal or RSS link

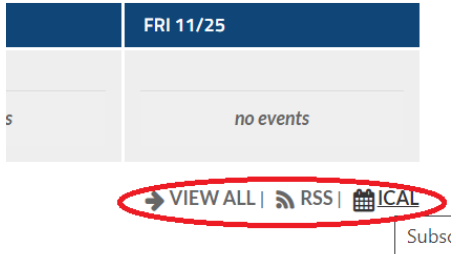
Note that the iCal or RSS link can be shared with your players to allow access on their personal devices.

- 6) You can also view additional days by clicking “View All”



PWYBA HOW TO:

Access Open Baseball Training Calendar/Add to iCal



7) Calendar should update automatically when additional dates are added.

Please contact info@pwyba.com with questions pertaining to registration or accessing the OBT calendar.