


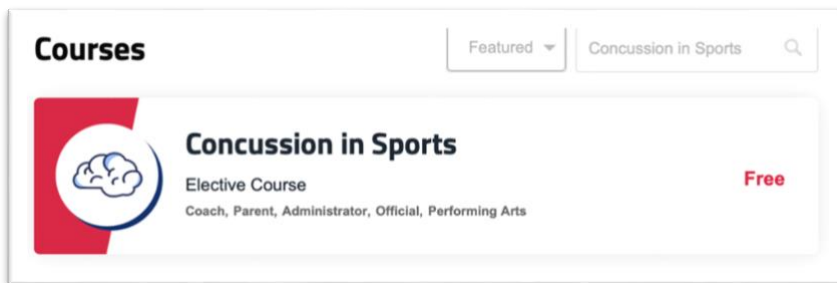
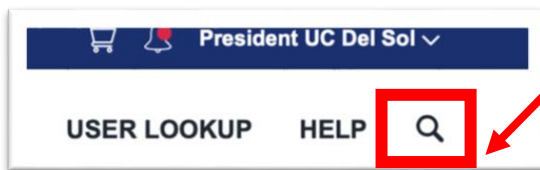
Accessing Concussion Training with the National Federation of State High School Associations

1. Go to <https://accounts.nfhs.org/>
2. Click "Register" to sign up or enter your email and password to login (Email and Password) to access account

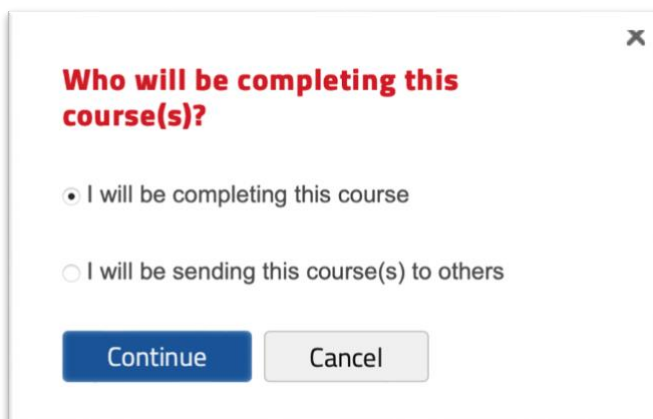


The image shows the NFHS Sign In page. At the top is the NFHS logo. Below it is a white box with the title "NFHS Sign In". There are two input fields: "Email or Username" and "Password". Below the fields is a link "Forgot your password?". A red "Sign In" button is centered below the fields. At the bottom of the box is a link "Don't have an account? Register".

3. To find the concussion training click on the search icon and type in "Concussion in Sports"



4. Click on "Order Course" and select "I will be completing this course" and click "Continue"

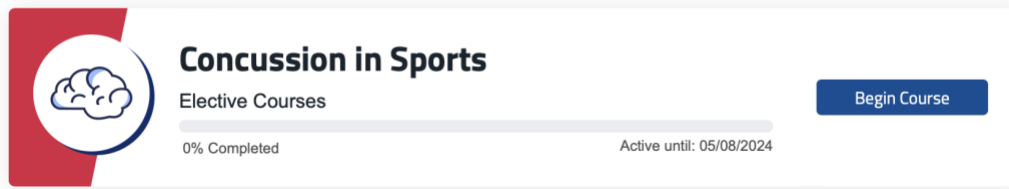


The image shows a dialog box titled "Who will be completing this course(s)?". It has two radio button options: "I will be completing this course" (which is selected) and "I will be sending this course(s) to others". At the bottom are two buttons: "Continue" and "Cancel".

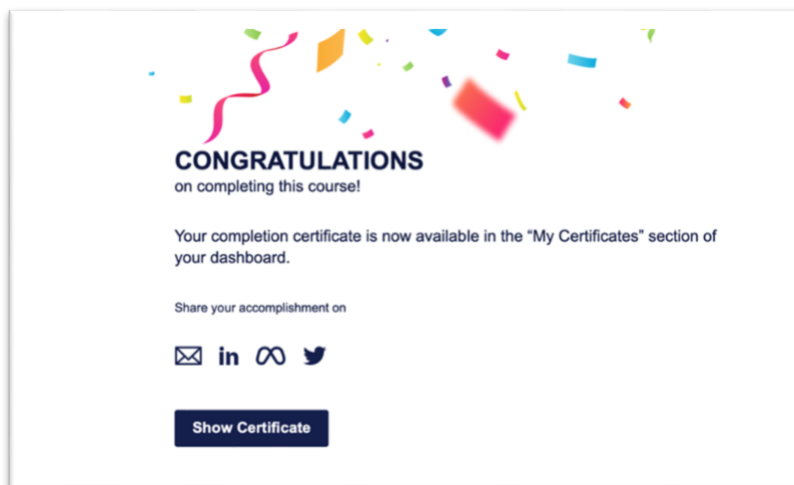
Accessing Concussion Training with the National Federation of State High School Associations

5. Course shows up in “My Courses” and Click “Begin Course” to compete the training.

My Courses



6. Upon completing the training, you will receive a Certificate of Completion. Please click on “Show Certificate” and download/save your certificate. Please submit a copy to UCDS by uploading it using the following link, <https://forms.gle/vM29MAVcdRyjtVVZ6>.



On behalf of the UC Del Sol, we thank you for completing your concussion training. Please visit our website for more information, <https://www.ucdelsol.com/concussion411>.