

2021

HOW TO BECOME A SOCCER REFEREE IN LOUISIANA

First Time Referees

2021 INSTRUCTIONS

This procedure is for NEW First Time referees. (I've never been a referee OR The last time I was registered as a referee was 2017 or before.) To be a referee, you must be registered and certified. This means taking a 2021 First Time Grassroots Referee course through the US Soccer Learning Center. This new first time referee course has online assignments and an in-person session that will provide "Grassroots" referee certification. **Note: While Covid19 restrictions are in place, the "in-person" session will be conducted "virtually" using ZOOM.**

Referees registering and certifying now are eligible to officiate this Fall 2020 and all of 2021.

GENERAL INSTRUCTIONS:

1. SIGN-UP and create a profile in US Soccer's Learning Center.
(<https://learning.ussoccer.com>)
2. Find and REGISTER for a course in the Learning Center.
3. Complete all course ASSIGNMENTS.

DETAILED INSTRUCTIONS are on the following pages. Please review.

QUESTIONS? Contact Wayne Robinson (wrobinson4soccer@yahoo.com)

2021

HOW TO BECOME A SOCCER REFEREE IN LOUISIANA

First Time Referees

DETAILED INSTRUCTIONS

This procedure is for NEW First Time referees. (I've never been a referee OR The last time I was registered as a referee was 2017 or before.) To be a referee, you must be registered and certified. This means taking a 2021 First Time Grassroots Referee course through the US Soccer Learning Center. This new referee course has online assignments and an in-person session that will provide "Grassroots" referee certification. **Note: While Covid19 restrictions are in place, the "in-person" session will be conducted "virtually" using ZOOM.**

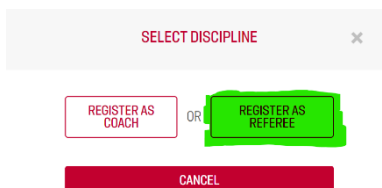
It all starts at the US Soccer Learning Center - <http://learning.ussoccer.com/referee/>

Step 1 - CREATE A PROFILE in the Learning Center

- a. Create a profile in the Referee US Soccer Learning Center by accessing the [US Soccer Learning Center](#) and clicking on the **SIGN UP** icon in the top right corner:



- b. After clicking sign-up, select REGISTER AS REFEREE




- c. Create a user profile in the Learning Center. Note, when creating your profile, you must use an email address as a unique account identifier. Each account profile must have a different email address for each user. Parents may enter their own email address as a secondary email address to each account.

The form is divided into two columns. The left column contains fields for: EMAIL * (with a red checkmark), SECONDARY EMAIL, PASSWORD *, CONFIRM PASSWORD *, FIRST NAME *, LAST NAME *, GENDER (with radio buttons for MALE, FEMALE, and X), and BIRTHDAY *. The right column contains: MAILING ADDRESS, APT / UNIT / SUITE, CITY *, STATE (dropdown), ZIP *, COUNTRY * (dropdown), and PHONE *. Below the phone field is a disclaimer: "U.S. Soccer invites you to self-identify your personal demographic information to help us fulfill our commitment to achieving a diverse and inclusive sport. Your response is completely optional and the information you share will only be used to monitor and assess our progress in achieving our diversity and inclusion goals such as improving our recruiting, hiring and development practices across the sport. Providing this information is voluntary, but we hope you will assist us in our efforts to uphold these values." Below the disclaimer are two checkboxes: "I AGREE TO THE TERMS OF USE" and "I AGREE TO THE PRIVACY POLICY". At the bottom are two buttons: "CANCEL" and "SIGN UP".

Step 2 - FIND AND REGISTER FOR A COURSE

- a. After creating a user profile, make sure you are logged in. Then click or hover on COURSES, then click AVAILABLE COURSES.



- b. Under **AVAILABLE COURSES**, click **Grassroots – First-time Referees**, read the course information, then click the **red GO TO COURSE LIST**.

The screenshot shows the U.S. Soccer Learning Center interface. At the top, there are navigation tabs: COURSES, GROUPS, RESOURCES, FAQs, and OFFICIAL UNIFORM. A user profile for WAYNER and an ADMIN button are visible. Below the navigation is a red bar with tabs for FAVORITE COURSES, SUPERVISED COURSES, MY COURSES, and AVAILABLE COURSES. The 'AVAILABLE COURSES' section has two sub-tabs: LICENSE PATHWAY and SUPPLEMENTAL COURSES. On the left, a sidebar lists course categories: National Courses, Regional Courses, Grassroots - Recertifying Referees, and Grassroots - First-time Referees (highlighted in green). The main content area is titled 'Grassroots - First-time Referees' and contains text about the course, eligibility requirements (13 years or older), and course requirements (Introduction to Safe and Healthy Playing Environments, SafeSport, Online Grassroots Referee Course Module, First Time Grassroots Referee Quiz, U.S. Soccer Federation Gold Standard NCSI Background Check). A red button labeled 'GO TO COURSE LIST' is circled in green in the top right corner.

- c. **Register for an AVAILABLE COURSE**

If not already selected, set **HOST** to **Louisiana State Referee Committee** to see a list of the **Upcoming Grassroots First-time Referee** courses for Louisiana. You should see courses listed as **2021 FIRST TIME GRASSROOTS REFEREE COURSE AND VIRTUAL MEETING - DATES TBD** Or a similarly titled course with an in-person location and date.

The screenshot shows the U.S. Soccer Learning Center interface. At the top, there are navigation tabs: LICENSE PATHWAY and SUPPLEMENTAL COURSES. On the left, a sidebar lists course categories: National Courses, Regional Courses, Grassroots - Recertifying Referees, and Grassroots - First-time Referees (highlighted in red). The main content area is titled 'Upcoming Grassroots - First-time Referees' and contains a table of courses. The table has columns for TITLE, HOST, LOCATION, and YEAR. The course '2021 FIRST TIME GRASSROOTS REFEREE COURSE AND VIRTUAL MEETING - DATES TBD' is listed with a date of Jul 20, 2020 and a location of Anywhere, LA. A red button labeled 'COURSE DETAILS' is circled in red in the bottom right corner.

- d. Click on **Course Details**


PROCEED TO REGISTRATION

- e. Read the course details, then click on


- f. Fill out registration information and pay for a course with a Credit Card.

Step 3 - COMPLETE THE ONLINE ASSIGNMENTS and ATTEND THE ZOOM or IN-PERSON SESSION

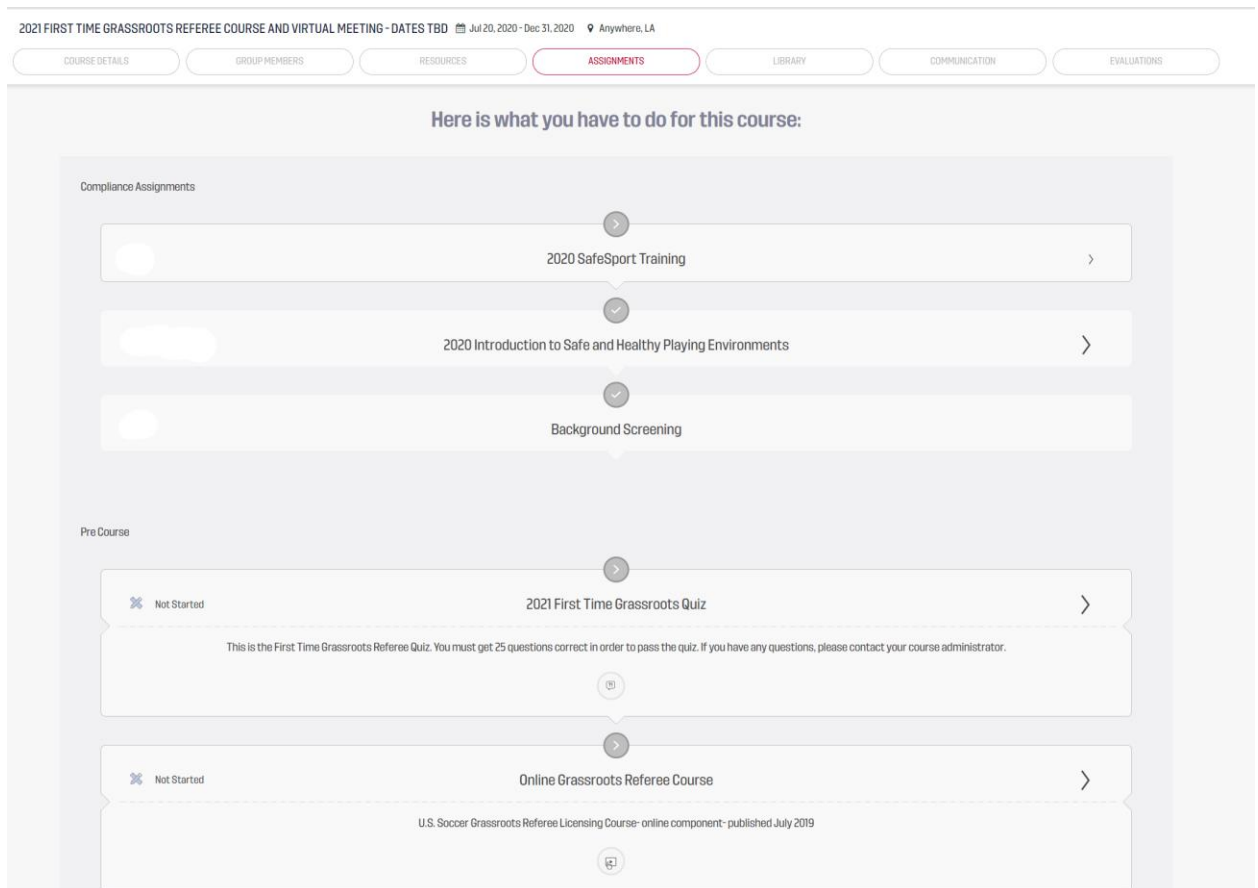
a. To access the ASSIGNMENTS, Click on COURSES, then MY COURSES



b. Then, select your course and click on **GO TO CLASSROOM**



c. Click the **ASSIGNMENTS** tab to see each assignment.



d. Click on each assignment to complete.

QUESTIONS? Contact Wayne Robinson – wrobinson4soccer@yahoo.com