

2021 Copper State Challenge Online Check-In Procedures

Thank you for participating in the Arizona Soccer Club Copper State Challenge. We look forward to hosting you!

Arizona Soccer Club is using an online check-in process for the Copper State Challenge. **All check-in documents are due by 03/23/2021 at 12:00 PM Arizona time.** If for some reason any portion of your check-in uploads are not accepted, you will be notified by Arizona Soccer Club Staff. The following documents are required to be uploaded:



1. Current Copies of Player Pass
2. Medical Release of Liability forms
3. Travel Permission Papers (If required by your State Association)
4. Loan Paperwork (If applicable, up to 5 total loan players)

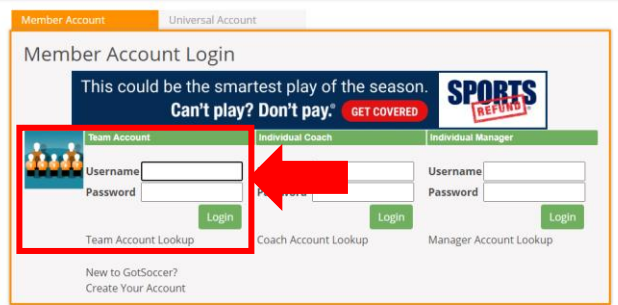
To upload your documents, please following these instructions:

1. Log into your GotSoccer team account

The screenshot shows the GotSoccer website's "Member Account Login" page. At the top, there's a navigation bar with links for HOME, RANKINGS, EVENTS, VIDEOS, GOTFUN, SUPPORT, and LOGIN. Below this, there are tabs for "Member Account" and "Universal Account". The main content area is titled "Member Account Login" and features a promotional banner for "SPORTS REFUND" with the text "This could be the smartest play of the season. Can't play? Don't pay. GET COVERED". Below the banner, there's a message: "Don't want to create a GotSoccer Universal Account? Login directly to your existing member accounts below." There are five login options listed in green boxes: "Organizations" (Directors, Registrars, States & Assignors), "College Coaches" (Search player profiles and register to attend events), "Teams & Team Officials" (View and print rosters, schedules, game cards, and submit risk management reports), "Players & Families" (Players & Parents - update your contact information and find forms), and "Event Scheduling/Scoring" (Leagues & Tournaments). A red box highlights the "Teams & Team Officials" section, and a red arrow points to its "Login" button.

2021 Copper State Challenge Online Check-In Procedures

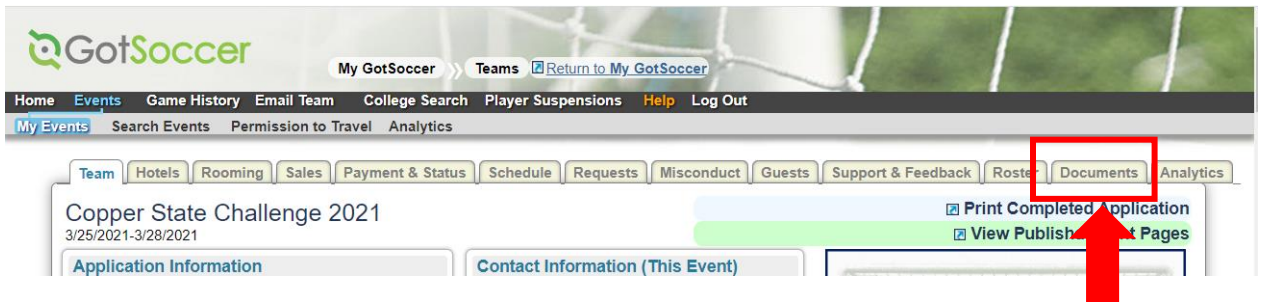
2. Make sure it is your team account



3. Select "Copper State Challenge 2020" from your event list

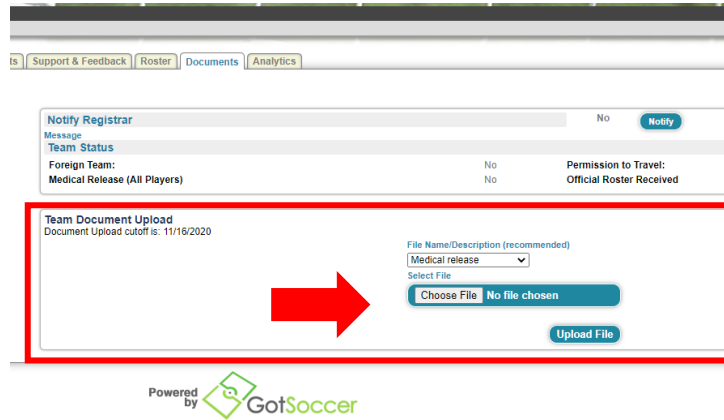
Name/Date	Type	Status	Applied	Accepted	Paid	Notify	Roster	Schedule	eTravel	Support	Misconduct:Y/R
Arizona Presidents Cup 2021 4/7/2021 - 5/1/2021 Payment Deadline is March 1, 2021	Tournament	Accepted	02/15/2021	Yes	Yes		Default	TBA	Request	Request	
RSL-AZ Ostrich Festival 2021 - Olders 2/5/2021 - 2/7/2021	Tournament	Accepted	02/10/2021	Yes	Yes	Yes	Created (17)	View	Request	1 Closed Tickets	
Copper State Challenge 2021 3/25/2021 - 3/28/2021	Tournament	Accepted	01/18/2021	Yes	Yes		Default	TBA	Request	Request	

4. Select the Documents Tab

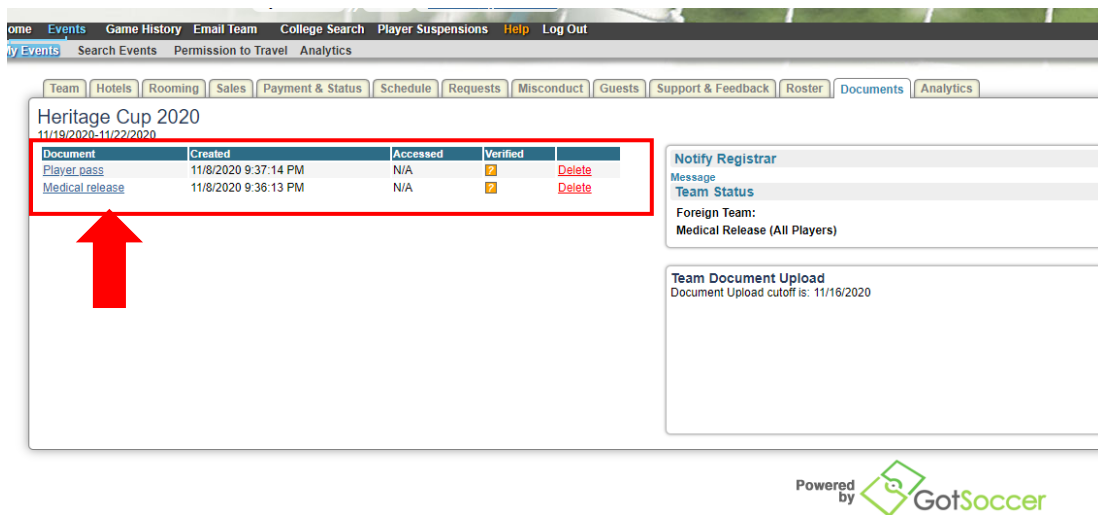


2021 Copper State Challenge Online Check-In Procedures

- Under the "Team Document Upload" section you please use the drop-down to select your document to upload. Click on the "Choose File" button, select your document for upload on your device, and then click on the "Upload File" button.



- After you upload your documents you will see the forms you have uploaded on the left side.



- Arizona Soccer Club will review you documents and once accepted you will see that here:

