

AAMHL Standings

Winter 2025

February 22, 2026

Regular Season

Team	Pts	Won	Lost	Tied	GF	GA	GS	GNA
1 42 North Social House	22	10	3	2	64	37	10	13
2 Peterson Electric Inc.	21	9	3	3	55	35	5	17
3 AstroTurf	18	8	5	2	53	45	5	16
4 Jets Pizza	17	6	4	5	43	50	4	10
5 Corby Energy Services	16	7	6	2	52	57	19	15
6 North Peak Brewing Co.	16	6	5	4	56	57	5	19
7 Forward Design Build	12	5	8	2	51	50	6	14
8 Davey Tree	12	4	7	4	48	50	6	7
9 A&W Restaurant	11	4	8	3	47	54	1	15
10 Ann Arbor Rug and Carp	5	1	11	3	35	69	5	14

GF = Goals for; GA = Goals against; GS = Goals by substitute players; GNA = Goals unassisted

Regular season rank rules: 1-points; 2-most wins (regulation time only); 3-head-to-head; 4-goals for; 5-goals against

PlayOff Season

Team	Pts	Won	Lost	Tied	GF	GA	GS	GNA
1	0	0	0	0	0	0	0	0
2	0	0	0	0	0	0	0	0
3	0	0	0	0	0	0	0	0
4	0	0	0	0	0	0	0	0
5	0	0	0	0	0	0	0	0
6	0	0	0	0	0	0	0	0
7	0	0	0	0	0	0	0	0
8	0	0	0	0	0	0	0	0
9	0	0	0	0	0	0	0	0
10	0	0	0	0	0	0	0	0

Rank: 1-points; 2-most playoff wins; 3- head-to-head playoff pts; 4-head-to-head reg. season; 5-regular season standings

No playoff points will be awarded to a team that is playing with fewer than 11 players.

Player stats.: Top two from each team for each category

Team	Name	Goals	Assists	Total Pts.	Name	Pnlty Min.	Penalty Violation	
42N	O'Brien M. (12)	12	O'Brien M. (12)	14	O'Brien M. (12)	26	Ahlquist S (7)	4
42N	Foster D. (4)	9	Ideson R. (9)	13	Ideson R. (9)	22	Foster D. (4)	4
AAR	Montalban (8)	10	Jilek J. (13)	6	Montalban (8)	14	Schueler D (17)	8
AAR	Jilek J. (13)	7	Montalban (8)	4	Jilek J. (13)	13	Bartolacci (12)	4
AST	Mills J. (22)	14	Erps S. (9)	9	Mills J. (22)	19	Waltz S. (18)	6
AST	Huntzicker (21)	12	Was A. (17)	8	Huntzicker (21)	18	Erps S. (9)	4
AWR	Lewis J. (69)	15	Hattie M. (40)	16	Hattie M. (40)	26	Wilkins F. (19)	6
AWR	Hattie M. (40)	10	Lewis J. (69)	8	Lewis J. (69)	23	Clavier A. (9)	2
CES	Anday C. (8)	5	Klempay T. (6)	8	Klempay T. (6)	13	Copp A. (9)	2
CES	Joffe E. (40)	5	Langrock E (22)	7	Langrock E (22)	12	Frusti P. (7)	2
DVY	Carlson C. (9)	7	Udager A. (20)	12	Udager A. (20)	17	Udager A. (20)	6
DVY	Hescheles (8)	6	Nilsson J. (11)	11	Nilsson J. (11)	16	Caruso M. (17)	4
FDB	Dickinson (18)	12	Weiler C. (40)	9	Dickinson (18)	20	Sarosi M. (22)	6
FDB	Weiler C. (40)	11	Dickinson (18)	8	Weiler C. (40)	20	Blackburn (77)	4
JET	Stevens D. (9)	12	Stevens D. (9)	11	Stevens D. (9)	23	Snyder J. (5)	4
JET	Porter J. (8)	11	Joffe M. (4)	6	Porter J. (8)	15	Black S. (12)	2
NPB	Baalrud S. (25)	16	Jefferson (19)	9	Baalrud S. (25)	20	Erps R. (14)	4
NPB	Aliff D. (8)	8	Baalrud S. (25)	4	Jefferson (19)	14	Aliff D. (8)	2
PET	Maltese C. (13)	12	Maltese C. (13)	11	Maltese C. (13)	23	Opsahl Jef (19)	8
PET	Allen C. (11)	9	Peterson S (20)	9	Wells S. (16)	15	Forward J. (15)	4

AAMHL Standings

Winter 2025

February 22, 2026

Game Log Matrix (Won, Lost, Tied, Goals for)

	42N	AAR	AST	AWR	CES	DVY	FDB	JET	NPB	PET
42N		0, 1, 0, 1	1, 1, 0, 9	0, 1, 0, 3	0, 2, 0, 4	0, 2, 0, 3	0, 1, 1, 6	0, 1, 0, 1	1, 1, 0, 5	1, 0, 1, 5
AAR	1, 0, 0, 7		2, 0, 0, 10	2, 0, 0, 11	2, 0, 0, 10	0, 0, 1, 3	1, 1, 0, 10	1, 0, 1, 5	0, 0, 1, 6	2, 0, 0, 7
AST	1, 1, 0, 8	0, 2, 0, 4		0, 2, 0, 5	0, 1, 0, 2	1, 0, 1, 5	1, 1, 0, 8	1, 0, 0, 2	0, 0, 1, 4	1, 1, 0, 7
AWR	1, 0, 0, 8	0, 2, 0, 4	2, 0, 0, 9		1, 0, 1, 5	0, 1, 0, 4	1, 1, 0, 5	0, 0, 2, 7	2, 0, 0, 5	1, 0, 0, 7
CES	2, 0, 0, 11	0, 2, 0, 7	1, 0, 0, 4	0, 1, 1, 4		1, 0, 0, 6	0, 1, 0, 3	0, 1, 1, 7	0, 2, 0, 6	2, 0, 0, 9
DVY	2, 0, 0, 8	0, 0, 1, 3	0, 1, 1, 3	1, 0, 0, 7	0, 1, 0, 2		1, 0, 1, 7	1, 1, 0, 3	1, 0, 1, 13	1, 1, 0, 4
FDB	1, 0, 1, 7	1, 1, 0, 6	1, 1, 0, 9	1, 1, 0, 4	1, 0, 0, 4	0, 1, 1, 6		1, 1, 0, 6	1, 0, 0, 4	1, 0, 0, 4
JET	1, 0, 0, 5	0, 1, 1, 3	0, 1, 0, 1	0, 0, 2, 7	1, 0, 1, 11	1, 1, 0, 8	1, 1, 0, 7		0, 2, 0, 4	0, 0, 1, 4
NPB	1, 1, 0, 6	0, 0, 1, 6	0, 0, 1, 4	0, 2, 0, 2	2, 0, 0, 10	0, 1, 1, 10	0, 1, 0, 3	2, 0, 0, 8		0, 1, 1, 8
PET	0, 1, 1, 4	0, 2, 0, 1	1, 1, 0, 4	0, 1, 0, 4	0, 2, 0, 4	1, 1, 0, 3	0, 1, 0, 2	0, 0, 1, 4	1, 0, 1, 9	

Schedule, teams (h vs v), and scores (w vs l)*

29-Oct-2025	05-Nov-2025	12-Nov-2025	19-Nov-2025	26-Nov-2025	03-Dec-2025
N8 NPB 4 vs PET 4	N8 DVY 3 vs PET 1	N8 JET 2 vs DVY 1	N8 DVY 5 vs NPB 5	N8 42N 5 vs NPB 2	N8 42N 3 vs FDB 2
S8 AWR 4 vs AAR 0	S8 42N 7 vs CES 2	S8 FDB 5 vs AWR 2	S8 CES 3 vs AWR 2	S8 AST 3 vs PET 1	S8 PET 3 vs CES 2
N9 FDB 4 vs AST 3	N9 AST 4 vs AWR 2	N9 42N 2 vs PET 2	N9 PET 4 vs AAR 1	N9 AWR 3 vs JET 3	N9 JET 1 vs AAR 1
S9 CES 7 vs JET 3	S9 JET 4 vs NPB 3	S9 CES 5 vs NPB 3	S9 JET 4 vs FDB 3	S9 CES 6 vs AAR 5	S9 DVY 1 vs AST 1
N10 42N 4 vs DVY 2	N10 AAR 5 vs FDB 3	N10 AST 7 vs AAR 3	N10 42N 4 vs AST 3	N10 DVY 3 vs FDB 3	N10 NPB 3 vs AWR 1
10-Dec-2025	17-Dec-2025	07-Jan-2026	14-Jan-2026	21-Jan-2026	28-Jan-2026
N8 42N 7 vs AAR 1	N8 PET 7 vs AWR 4	S8 JET 2 vs AST 1	N8 AST 6 vs FDB 4	N8 AST 6 vs 42N 4	N8 PET 3 vs DVY 0
S8 AST 4 vs CES 2	S8 CES 4 vs FDB 3	N9 DVY 6 vs CES 2	S8 AWR 7 vs AAR 4	S8 FDB 4 vs JET 2	S8 JET 4 vs NPB 1
N9 NPB 4 vs FDB 3	N9 42N 5 vs JET 1	S9 AAR 6 vs NPB 6	N9 NPB 5 vs PET 4	N9 NPB 8 vs DVY 5	N9 AST 5 vs AWR 3
S9 PET 4 vs JET 4	S9 DVY 3 vs AAR 3	N10 PET 4 vs FDB 2	S9 42N 4 vs DVY 1	S9 PET 3 vs AAR 0	S9 42N 4 vs CES 2
N10 AWR 7 vs DVY 4	N10 AST 4 vs NPB 4	S10 42N 8 vs AWR 3	N10 CES 4 vs JET 4	N10 AWR 2 vs CES 2	N10 FDB 7 vs AAR 1
04-Feb-2026	11-Feb-2026	18-Feb-2026	25-Feb-2026	04-Mar-2026	11-Mar-2026
N8 DVY 7 vs JET 1	N8 CES 4 vs AAR 2	N8 PET 6 vs CES 2	N8 AAR 0 vs 42N 0	N8 AST 0 vs JET 0	N8 FDB 0 vs CES 0
S8 AST 3 vs AAR 1	S8 NPB 3 vs 42N 1	S8 NPB 2 vs AWR 1	S8 AWR 0 vs DVY 0	S8 NPB 0 vs AAR 0	S8 AAR 0 vs DVY 0
N9 CES 5 vs NPB 3	N9 FDB 4 vs DVY 3	N9 JET 4 vs AAR 2	N9 CES 0 vs AST 0	N9 AWR 0 vs 42N 0	N9 NPB 0 vs AST 0
S9 AWR 2 vs FDB 0	S9 PET 6 vs AST 1	S9 FDB 4 vs 42N 4	S9 FDB 0 vs NPB 0	S9 FDB 0 vs PET 0	S9 PET 0 vs AWR 0
N10 PET 3 vs 42N 2	N10 AWR 4 vs JET 4	N10 DVY 4 vs AST 2	N10 JET 0 vs PET 0	N10 CES 0 vs DVY 0	N10 JET 0 vs 42N 0
18-Mar-2026	25-Mar-2026	01-Apr-2026	08-Apr-2026	15-Apr-2026	22-Apr-2026
N8 NPB 0 vs PET 0	N8 AST 0 vs AWR 0	N8 DVY 0 vs NPB 0	N8 AWR 0 vs FDB 0	N8 _4_ 0 vs _8_ 0	N8 _4_ 0 vs _6_ 0
S8 AAR 0 vs AWR 0	S8 FDB 0 vs AAR 0	S8 FDB 0 vs JET 0	S8 AAR 0 vs AST 0	S8 _2_ 0 vs _10_ 0	S8 _5_ 0 vs _10_ 0
N9 42N 0 vs DVY 0	N9 CES 0 vs 42N 0	N9 CES 0 vs AWR 0	N9 JET 0 vs DVY 0	N9 _1_ 0 vs _6_ 0	N9 _3_ 0 vs _7_ 0
S9 CES 0 vs JET 0	S9 PET 0 vs DVY 0	S9 AST 0 vs 42N 0	S9 PET 0 vs 42N 0	S9 _3_ 0 vs _9_ 0	S9 _1_ 0 vs _9_ 0
N10 AST 0 vs FDB 0	N10 JET 0 vs NPB 0	N10 AAR 0 vs PET 0	N10 CES 0 vs NPB 0	N10 _5_ 0 vs _7_ 0	N10 _2_ 0 vs _8_ 0
29-Apr-2026	06-May-2026	13-May-2026	20-May-2026	00-Jan-1900	00-Jan-1900
N8 _5_ 0 vs _9_ 0	N8 _3_ 0 vs _10_ 0	N8 _2_ 0 vs _9_ 0	N8 _1_ 0 vs _4_ 0	0 0 vs 0 0	0 0 vs 0 0
S8 _1_ 0 vs _8_ 0	S8 _1_ 0 vs _7_ 0	S8 _3_ 0 vs _8_ 0	S8 _2_ 0 vs _3_ 0	0 0 vs 0 0	0 0 vs 0 0
N9 _2_ 0 vs _7_ 0	N9 _2_ 0 vs _6_ 0	N9 _5_ 0 vs _6_ 0	N9 DRH 0 vs DRV 0	0 0 vs 0 0	0 0 vs 0 0
S9 _4_ 0 vs _10_ 0	S9 _5_ 0 vs _8_ 0	S9 _4_ 0 vs _7_ 0	S9 C1H 0 vs C1V 0	0 0 vs 0 0	0 0 vs 0 0
N10 _3_ 0 vs _6_ 0	N10 _4_ 0 vs _9_ 0	N10 _1_ 0 vs _10_ 0	N10 C2H 0 vs C2V 0	0 0 vs 0 0	0 0 vs 0 0

00-Jan-1900	00-Jan-1900	00-Jan-1900	
0 0 vs 0 0	0 0 vs 0 0	0 0 vs 0 0	*Shootout Game
0 0 vs 0 0	0 0 vs 0 0	0 0 vs 0 0	
0 0 vs 0 0	0 0 vs 0 0	0 0 vs 0 0	Rink and game times:
0 0 vs 0 0	0 0 vs 0 0	0 0 vs 0 0	N8 = North Rink at 8 pm; S8.5 = South Rink at 8:30 pm; etc.
0 0 vs 0 0	0 0 vs 0 0	0 0 vs 0 0	Home team is listed first

Goal and Assist

Winter 2025
February 22, 2026

<i>Game Date</i>	<i>Team</i>	<i>Period</i>	<i>No</i>	<i>Goal</i>	<i>Assist</i>	<i>Assist</i>
2/18/2026	42N	1	1	Foster D. (4)	Ideson R. (9)	
2/18/2026	42N	1	2	O'Brien M. (12)	Ideson R. (9)	
2/18/2026	42N	1	3	Ideson R. (9)		
2/18/2026	42N	2	4	Ahlquist S. (7)	Cieciak C. (199)	
2/18/2026	AAR	1	1	Dillen K. (19)		
2/18/2026	AAR	2	2	Montalban A. (8)		
2/18/2026	AST	1	1	Mills J. (22)		
2/18/2026	AST	2	2	Mills J. (22)		
2/18/2026	AWR	1	1	Lewis J. (69)		
2/18/2026	CES	1	1	Joffe E. (40)		
2/18/2026	CES	1	2	Anday C. (8)	Kroll J. (10)	
2/18/2026	DVY	1	1	Caruso M. (17)		
2/18/2026	DVY	2	2	Hutton C. (16)	Caruso M. (17)	Perry B. (7)
2/18/2026	DVY	2	3	Carlson C. (9)	Spence J (6)	Udager A. (20)
2/18/2026	DVY	2	4	Navarre G. (12)	Carlson C. (9)	
2/18/2026	FDB	1	1	Hall E. (10)	Dickinson G. (18)	Weiler C. (40)
2/18/2026	FDB	1	2	Dickinson G. (18)	Hall E. (10)	Gregory E. (24)
2/18/2026	FDB	1	3	Oxender A. (9)		
2/18/2026	FDB	2	4	Hall E. (10)	Sub (19)	Weiler C. (40)
2/18/2026	JET	1	1	Porter J. (8)	Stevens D. (9)	
2/18/2026	JET	1	2	Stevens D. (9)	Joffe M. (4)	
2/18/2026	JET	2	3	Stevens D. (9)	Perkins T. (7)	Porter J. (8)
2/18/2026	JET	2	4	Stevens D. (9)		
2/18/2026	NPB	2	1	Joshi C. (12)	Frantzeskakis P. (22)	Grant J. (10)
2/18/2026	NPB	2	2	Rothhaar D. (18)	Unrath A. (17)	Jefferson D. (19)
2/18/2026	PET	1	1	Wells S. (16)		
2/18/2026	PET	2	2	Maltese C. (13)	Wells S. (16)	
2/18/2026	PET	2	3	Wells S. (16)		
2/18/2026	PET	2	4	Allen C. (11)		
2/18/2026	PET	2	5	Allen C. (11)	Wells S. (16)	
2/18/2026	PET	2	6	Allen C. (11)	Wells S. (16)	

*Sub Rating Change for Playoff and Finals; Period: 4=Overtime; 5=Shootout

Penalties

Winter 2025

February 22, 2026

<i>Game Date</i>	<i>Team</i>	<i>No</i>	<i>Name</i>	<i>Offense</i>
2/18/2026	42N	1	O'Brien M.	Trip
2/18/2026	AAR	1	Waltz S.	Holding
2/18/2026	AWR	1	Wilkins F.	Slash
2/18/2026	FDB	1	Sarosi M.	Roughing
2/18/2026	FDB	2	Hall E.	Too many men
2/18/2026	FDB	3	Oxender A.	Roughing
2/18/2026	JET	1	Frantzeskakis P.	Roughing

Rostered and NonRostered Subs

Winter 2025
February 22, 2026

Date	GameType	Team	Rostered Players			Sub Player		Status	
			Name	Jersey	Draft No	Name	Jersey		Draft No
2/18/2026	Regular	42N	Yanca J.	6	85	Gimotty B.	19	89	NonRostered
2/18/2026	Regular	AAR	Jilek J.	13	17	Joffe E.	4	15	Rostered
2/18/2026	Regular	AAR	Pokorney M.	119	57	Mills J.	7	61	Rostered
2/18/2026	Regular	AAR	Lobdell G.	16	84	Waltz S.	22	81	Rostered
2/18/2026	Regular	AAR	Lynn K.	40	97	Copp A.	2	95	Rostered
2/18/2026	Regular	AST							
2/18/2026	Regular	AWR	Joffe Bryan	22	82	Roberts J.	99	89	Rostered
2/18/2026	Regular	CES	Nalepa A.	20	25	Crawford M.	100	22	Rostered
2/18/2026	Regular	CES	O'Brien C.	5	55	Wilson Ken	69	65	NonRostered
2/18/2026	Regular	CES	Stefan A.	16	105	Kroll J.	10	101	NonRostered
2/18/2026	Regular	DVY	Bourne B.	10	47	Spence J	6	47	NonRostered
2/18/2026	Regular	FDB	Cramer M.	199	38	Barnes J.	299	35	Rostered
2/18/2026	Regular	FDB	Grantham L.	11	83	Peal D.	13	86	Rostered
2/18/2026	Regular	JET	Black S.	12	52	Peterson S.	20	48	Rostered
2/18/2026	Regular	JET	Perkins T.	7	69	Opsahl Jeff	19	68	Rostered
2/18/2026	Regular	JET	Snyder J.	5	72	Rouse C.	11	71	Rostered
2/18/2026	Regular	NPB	Marentette B.	9	11	Marini B.	6	21	NonRostered
2/18/2026	Regular	NPB	Aliff D.	8	21	Rothhaar D.	18	26	Rostered
2/18/2026	Regular	NPB	Verburg A.	199	31	Stoller C.	299	32	Rostered
2/18/2026	Regular	NPB	Holmstrom E.	16	50	Unrath A.	17	55	NonRostered
2/18/2026	Regular	NPB	Talusan P.	24	101	Frantzeskakis P	22	102	Rostered
2/18/2026	Regular	PET	Nesbitt R.	22	53	McBride R.	24	56	Rostered
2/18/2026	Regular	PET	Boutin J.	12	73	Navarre G.	18	74	Rostered

AAMHL Goals by player

Winter 2025

February 22, 2026

All = Reg Season + Playoff; PO = Playoff only; SB = Substitute only; SO = Shootout

Team Name	All	PO	SB	SO	Team Name	All	PO	SB	SO	Team Name	All	PO	SB	SO
42N O'Brien M. (12)	12	0	1	0	AWR Fitzpatric (7)	3	0	0	0	FDB Blackburn (77)	0	0	0	0
42N Foster D. (4)	9	0	0	0	AWR Edwards S. (14)	1	0	1	0	FDB Cramer M. (199)	0	0	0	0
42N Ideson R. (9)	9	0	2	0	AWR Gilson T. (12)	1	0	0	0	FDB Gregory E. (24)	0	0	1	0
42N Ahlquist S (7)	7	0	0	0	AWR Wilkins F. (19)	1	0	1	0	JET Stevens D. (9)	12	0	1	0
42N McBride R. (8)	7	0	0	0	AWR Daum K. (199)	0	0	0	0	JET Porter J. (8)	11	0	0	0
42N Kessler S. (5)	4	0	0	0	AWR Johnson A. (4)	0	0	0	0	JET Perkins T. (7)	4	0	0	0
42N Rothhaar D (15)	3	0	1	0	AWR Paterson A (3)	0	0	0	0	JET Bogard S. (13)	3	0	0	0
42N Crichton J (42)	1	0	0	0	CES Anday C. (8)	5	0	0	0	JET Crawford M (10)	3	0	0	0
42N Yanca J. (6)	1	0	0	0	CES Joffe E. (40)	5	0	0	0	JET Joffe M. (4)	3	0	0	0
42N Cieciek C. (199)	0	0	0	0	CES Klempay T. (6)	5	0	0	0	JET Black S. (12)	1	0	0	0
42N Foster M. (10)	0	0	0	0	CES Langrock E (22)	5	0	0	0	JET Frantzeska (6)	1	0	0	0
AAR Montalban (8)	10	0	7	0	CES Frusti P. (7)	3	0	0	0	JET Snyder J. (5)	1	0	2	0
AAR Jilek J. (13)	7	0	0	0	CES Copp A. (9)	1	0	0	0	JET Roberts J. (3)	0	0	1	0
AAR Bartolacci (12)	3	0	3	0	CES Nalepa A. (20)	1	0	3	0	JET Stoller C. (199)	0	0	0	0
AAR Dillen K. (19)	2	0	0	0	CES Peal D. (27)	1	0	0	0	NPB Baalrud S. (25)	16	0	1	0
AAR Lynn K. (40)	2	0	0	0	CES Stefan A. (16)	1	0	0	0	NPB Aliff D. (8)	8	0	0	0
AAR Vaughn C. (97)	2	0	1	0	CES Barnes J. (199)	0	0	0	0	NPB Jefferson (19)	5	0	1	0
AAR Barnes P. (28)	1	0	0	0	CES O'Brien C. (5)	0	0	0	0	NPB Marentette (9)	5	0	0	0
AAR Greene S. (199)	0	0	0	0	DVY Carlson C. (9)	7	0	0	0	NPB Holmstrom (16)	4	0	4	0
AAR Lobdell G. (16)	0	0	0	0	DVY Hescheles (8)	6	0	0	0	NPB Joshi C. (12)	3	0	0	0
AAR Pokorney M (119)	0	0	0	0	DVY Perry B. (7)	6	0	0	0	NPB Rouse C. (7)	3	0	0	0
AAR Schueler D (17)	0	0	0	0	DVY Hutton C. (16)	5	0	0	0	NPB Talusan P. (24)	2	0	2	0
AST Mills J. (22)	14	0	0	0	DVY Nilsson J. (11)	5	0	0	0	NPB Erps R. (14)	1	0	0	0
AST Huntzicker (21)	12	0	0	0	DVY Udager A. (20)	5	0	1	0	NPB Grant J. (10)	1	0	0	0
AST Erps S. (9)	5	0	0	0	DVY Caruso M. (17)	3	0	2	0	NPB Verburg A. (199)	0	0	0	0
AST Was A. (17)	5	0	1	0	DVY Bourne B. (10)	2	0	3	0	PET Maltese C. (13)	12	0	3	0
AST Barden A. (3)	4	0	0	0	DVY Navarre G. (12)	1	0	0	0	PET Allen C. (11)	9	0	1	0
AST Waltz S. (18)	4	0	1	0	DVY Fisher J. (19)	0	0	0	0	PET Opsahl Jef (19)	9	0	0	0
AST Kless J. (8)	2	0	0	0	DVY Weiler M. (199)	0	0	0	0	PET Wells S. (16)	9	0	1	0
AST DeWolfe T. (19)	1	0	0	0	FDB Dickinson (18)	12	0	0	0	PET Pawlowski (10)	4	0	0	0
AST Hula A. (11)	1	0	0	0	FDB Weiler C. (40)	11	0	0	0	PET Peterson S (20)	4	0	0	0
AST Schroeder (4)	0	0	0	0	FDB Ellies B. (14)	5	0	0	0	PET Forward J. (15)	2	0	2	0
AST Schroeder (199)	0	0	0	0	FDB Hall E. (10)	4	0	0	0	PET Nesbitt R. (22)	1	0	0	0
AWR Lewis J. (69)	15	0	0	0	FDB Oxender A. (9)	4	0	1	0	PET Boutin J. (12)	0	0	0	0
AWR Hattie M. (40)	10	0	2	0	FDB Sarosi M. (22)	4	0	0	0	PET Heald D. (17)	0	0	0	0
AWR Joffe Brya (22)	5	0	1	0	FDB Grantham L (11)	3	0	1	0	PET Parks C. (199)	0	0	0	0
AWR Clavier A. (9)	3	0	0	0	FDB McClelland (3)	2	0	0	0					

AAMHL Assists by player

Winter 2025

February 22, 2026

All = Reg Season + Playoff; PO = Playoff only; SB = Substitute only

<i>Team</i>	<i>Name</i>	<i>All</i>	<i>PO</i>	<i>SB</i>	<i>Team</i>	<i>Name</i>	<i>All</i>	<i>PO</i>	<i>SB</i>	<i>Team</i>	<i>Name</i>	<i>All</i>	<i>PO</i>	<i>SB</i>
42N	O'Brien M. (12)	14	0	2	AWR	Joffe Brya (22)	3	0	2	FDB	McClelland (3)	3	0	0
42N	Ideson R. (9)	13	0	1	AWR	Johnson A. (4)	3	0	0	FDB	Sarosi M. (22)	3	0	0
42N	Foster D. (4)	12	0	0	AWR	Wilkins F. (19)	2	0	2	FDB	Cramer M. (199)	0	0	0
42N	McBride R. (8)	7	0	0	AWR	Fitzpatric (7)	1	0	0	JET	Stevens D. (9)	11	0	7
42N	Ahlquist S (7)	6	0	0	AWR	Paterson A (3)	1	0	0	JET	Joffe M. (4)	6	0	0
42N	Crichton J (42)	3	0	0	AWR	Daum K. (199)	0	0	0	JET	Perkins T. (7)	5	0	1
42N	Rothhaar D (15)	3	0	2	AWR	Gilson T. (12)	0	0	0	JET	Porter J. (8)	4	0	0
42N	Kessler S. (5)	2	0	2	CES	Klempay T. (6)	8	0	0	JET	Black S. (12)	3	0	0
42N	Cieciek C. (199)	1	0	0	CES	Langrock E (22)	7	0	1	JET	Bogard S. (13)	3	0	0
42N	Yanca J. (6)	1	0	0	CES	Joffe E. (40)	5	0	0	JET	Crawford M (10)	3	0	0
42N	Foster M. (10)	0	0	0	CES	Nalepa A. (20)	5	0	1	JET	Frantzeska (6)	1	0	1
AAR	Jilek J. (13)	6	0	0	CES	Anday C. (8)	4	0	0	JET	Roberts J. (3)	1	0	0
AAR	Montalban (8)	4	0	2	CES	Frusti P. (7)	3	0	0	JET	Snyder J. (5)	1	0	0
AAR	Vaughn C. (97)	4	0	1	CES	Peal D. (27)	2	0	0	JET	Stoller C. (199)	0	0	0
AAR	Lynn K. (40)	3	0	0	CES	O'Brien C. (5)	1	0	0	NPB	Jefferson (19)	9	0	0
AAR	Barnes P. (28)	2	0	0	CES	Stefan A. (16)	1	0	0	NPB	Baalrud S. (25)	4	0	0
AAR	Dillen K. (19)	2	0	0	CES	Barnes J. (199)	0	0	0	NPB	Joshi C. (12)	4	0	0
AAR	Lobdell G. (16)	2	0	0	CES	Copp A. (9)	0	0	1	NPB	Marentette (9)	4	0	0
AAR	Bartolacci (12)	1	0	0	DVY	Udager A. (20)	12	0	1	NPB	Talusan P. (24)	4	0	1
AAR	Schueler D (17)	1	0	0	DVY	Nilsson J. (11)	11	0	0	NPB	Grant J. (10)	3	0	0
AAR	Greene S. (199)	0	0	0	DVY	Perry B. (7)	6	0	0	NPB	Holmstrom (16)	3	0	2
AAR	Pokorney M (119)	0	0	0	DVY	Carlson C. (9)	4	0	0	NPB	Aliff D. (8)	2	0	0
AST	Erps S. (9)	9	0	0	DVY	Navarre G. (12)	4	0	0	NPB	Erps R. (14)	2	0	1
AST	Was A. (17)	8	0	1	DVY	Bourne B. (10)	3	0	3	NPB	Rouse C. (7)	1	0	0
AST	Huntzicker (21)	6	0	0	DVY	Caruso M. (17)	3	0	2	NPB	Verburg A. (199)	0	0	0
AST	Mills J. (22)	5	0	0	DVY	Hescheles (8)	3	0	1	PET	Maltese C. (13)	11	0	0
AST	Waltz S. (18)	5	0	1	DVY	Fisher J. (19)	0	0	0	PET	Peterson S (20)	9	0	2
AST	Barden A. (3)	3	0	0	DVY	Hutton C. (16)	0	0	0	PET	Forward J. (15)	7	0	0
AST	Hula A. (11)	3	0	0	DVY	Weiler M. (199)	0	0	0	PET	Wells S. (16)	6	0	0
AST	Kless J. (8)	3	0	0	FDB	Weiler C. (40)	9	0	1	PET	Heald D. (17)	5	0	0
AST	DeWolfe T. (19)	1	0	0	FDB	Dickinson (18)	8	0	0	PET	Allen C. (11)	4	0	1
AST	Schroeder (4)	0	0	1	FDB	Grantham L (11)	6	0	0	PET	Pawlowski (10)	4	0	0
AST	Schroeder (199)	0	0	0	FDB	Gregory E. (24)	6	0	0	PET	Opsahl Jef (19)	2	0	0
AWR	Hattie M. (40)	16	0	3	FDB	Oxender A. (9)	5	0	1	PET	Boutin J. (12)	1	0	0
AWR	Lewis J. (69)	8	0	2	FDB	Blackburn (77)	4	0	0	PET	Nesbitt R. (22)	1	0	3
AWR	Clavier A. (9)	3	0	1	FDB	Ellies B. (14)	4	0	2	PET	Parks C. (199)	0	0	0
AWR	Edwards S. (14)	3	0	0	FDB	Hall E. (10)	3	0	0					

AAMHL Points by player

Winter 2025

February 22, 2026

All = Reg Season + Playoff; PO = Playoff only; SB = Substitute only

<i>Team</i>	<i>Name</i>	<i>All</i>	<i>PO</i>	<i>SB</i>	<i>Team</i>	<i>Name</i>	<i>All</i>	<i>PO</i>	<i>SB</i>	<i>Team</i>	<i>Name</i>	<i>All</i>	<i>PO</i>	<i>SB</i>
42N	O'Brien M. (12)	26	0	3	AWR	Edwards S. (14)	4	0	1	FDB	McClelland (3)	5	0	0
42N	Ideson R. (9)	22	0	3	AWR	Fitzpatric (7)	4	0	0	FDB	Blackburn (77)	4	0	0
42N	Foster D. (4)	21	0	0	AWR	Johnson A. (4)	3	0	0	FDB	Cramer M. (199)	0	0	0
42N	McBride R. (8)	14	0	0	AWR	Wilkins F. (19)	3	0	3	JET	Stevens D. (9)	23	0	8
42N	Ahlquist S (7)	13	0	0	AWR	Gilson T. (12)	1	0	0	JET	Porter J. (8)	15	0	0
42N	Kessler S. (5)	6	0	2	AWR	Paterson A (3)	1	0	0	JET	Joffe M. (4)	9	0	0
42N	Rothhaar D (15)	6	0	3	AWR	Daum K. (199)	0	0	0	JET	Perkins T. (7)	9	0	1
42N	Crichton J (42)	4	0	0	CES	Klempay T. (6)	13	0	0	JET	Bogard S. (13)	6	0	0
42N	Yanca J. (6)	2	0	0	CES	Langrock E (22)	12	0	1	JET	Crawford M (10)	6	0	0
42N	Cieciek C. (199)	1	0	0	CES	Joffe E. (40)	10	0	0	JET	Black S. (12)	4	0	0
42N	Foster M. (10)	0	0	0	CES	Anday C. (8)	9	0	0	JET	Frantzeska (6)	2	0	1
AAR	Montalban (8)	14	0	9	CES	Frusti P. (7)	6	0	0	JET	Snyder J. (5)	2	0	2
AAR	Jilek J. (13)	13	0	0	CES	Nalepa A. (20)	6	0	4	JET	Roberts J. (3)	1	0	1
AAR	Vaughn C. (97)	6	0	2	CES	Peal D. (27)	3	0	0	JET	Stoller C. (199)	0	0	0
AAR	Lynn K. (40)	5	0	0	CES	Stefan A. (16)	2	0	0	NPB	Baalrud S. (25)	20	0	1
AAR	Bartolacci (12)	4	0	3	CES	Copp A. (9)	1	0	1	NPB	Jefferson (19)	14	0	1
AAR	Dillen K. (19)	4	0	0	CES	O'Brien C. (5)	1	0	0	NPB	Aliff D. (8)	10	0	0
AAR	Barnes P. (28)	3	0	0	CES	Barnes J. (199)	0	0	0	NPB	Marentette (9)	9	0	0
AAR	Lobdell G. (16)	2	0	0	DVY	Udager A. (20)	17	0	2	NPB	Holmstrom (16)	7	0	6
AAR	Schueler D (17)	1	0	0	DVY	Nilsson J. (11)	16	0	0	NPB	Joshi C. (12)	7	0	0
AAR	Greene S. (199)	0	0	0	DVY	Perry B. (7)	12	0	0	NPB	Talusan P. (24)	6	0	3
AAR	Pokorney M (119)	0	0	0	DVY	Carlson C. (9)	11	0	0	NPB	Grant J. (10)	4	0	0
AST	Mills J. (22)	19	0	0	DVY	Hescheles (8)	9	0	1	NPB	Rouse C. (7)	4	0	0
AST	Huntzicker (21)	18	0	0	DVY	Caruso M. (17)	6	0	4	NPB	Erps R. (14)	3	0	1
AST	Erps S. (9)	14	0	0	DVY	Bourne B. (10)	5	0	6	NPB	Verburg A. (199)	0	0	0
AST	Was A. (17)	13	0	2	DVY	Hutton C. (16)	5	0	0	PET	Maltese C. (13)	23	0	3
AST	Waltz S. (18)	9	0	2	DVY	Navarre G. (12)	5	0	0	PET	Wells S. (16)	15	0	1
AST	Barden A. (3)	7	0	0	DVY	Fisher J. (19)	0	0	0	PET	Allen C. (11)	13	0	2
AST	Kless J. (8)	5	0	0	DVY	Weiler M. (199)	0	0	0	PET	Peterson S (20)	13	0	2
AST	Hula A. (11)	4	0	0	FDB	Dickinson (18)	20	0	0	PET	Opsahl Jef (19)	11	0	0
AST	DeWolfe T. (19)	2	0	0	FDB	Weiler C. (40)	20	0	1	PET	Forward J. (15)	9	0	2
AST	Schroeder (4)	0	0	1	FDB	Ellies B. (14)	9	0	2	PET	Pawlowski (10)	8	0	0
AST	Schroeder (199)	0	0	0	FDB	Grantham L (11)	9	0	1	PET	Heald D. (17)	5	0	0
AWR	Hattie M. (40)	26	0	5	FDB	Oxender A. (9)	9	0	2	PET	Nesbitt R. (22)	2	0	3
AWR	Lewis J. (69)	23	0	2	FDB	Hall E. (10)	7	0	0	PET	Boutin J. (12)	1	0	0
AWR	Joffe Brya (22)	8	0	3	FDB	Sarosi M. (22)	7	0	0	PET	Parks C. (199)	0	0	0
AWR	Clavier A. (9)	6	0	1	FDB	Gregory E. (24)	6	0	1					

AAMHL Penalties by player

Winter 2025

February 22, 2026

<i>Team</i>	<i>Name</i>	<i>Total</i>	<i>Category</i>	<i>Team</i>	<i>Name</i>	<i>Total</i>	<i>Category</i>	<i>Team</i>	<i>Name</i>	<i>Total</i>	<i>Category</i>
42N	Ahquist S.	2	Hooker	AWR	Gilson T.	1	Conformist	FDB	Oxender A.	1	Conformist
42N	Cieciak C.	0	Conformist	AWR	Hattie M.	1	Conformist	FDB	Sarosi M.	1	Conformist
42N	Crichton J.	1	Conformist	AWR	Joffe Bryan	0	Conformist	FDB	Weiler C.	0	Conformist
42N	Foster D.	2	Tripper	AWR	Johnson A.	0	Conformist	JET	Black S.	1	Conformist
42N	Foster M.	0	Conformist	AWR	Lewis J.	1	Conformist	JET	Bogard S.	0	Conformist
42N	Ideson R.	0	Conformist	AWR	Paterson A.	0	Conformist	JET	Crawford M.	1	Conformist
42N	Kessler S.	0	Conformist	AWR	Wilkins F.	3	Tripper	JET	Frantzeskakis P	1	Conformist
42N	McBride R.	0	Conformist	CES	Anday C.	0	Conformist	JET	Joffe M.	0	Conformist
42N	O'Brien M.	1	Conformist	CES	Barnes J.	0	Conformist	JET	Perkins T.	0	Conformist
42N	Rothhaar D.	0	Conformist	CES	Copp A.	1	Conformist	JET	Porter J.	0	Conformist
42N	Yanca J.	0	Conformist	CES	Frusti P.	1	Conformist	JET	Roberts J.	0	Conformist
AAR	Barnes P.	0	Conformist	CES	Joffe E.	0	Conformist	JET	Snyder J.	2	Checker
AAR	Bartolacci A.	1	Conformist	CES	Klempay T.	1	Conformist	JET	Stevens D.	0	Conformist
AAR	Dillen K.	1	Conformist	CES	Langrock E.	0	Conformist	JET	Stoller C.	0	Conformist
AAR	Greene S.	0	Conformist	CES	Nalepa A.	0	Conformist	NPB	Aliff D.	1	Conformist
AAR	Jilek J.	0	Conformist	CES	O'Brien C.	0	Conformist	NPB	Baalrud S.	0	Conformist
AAR	Lobdell G.	1	Conformist	CES	Peal D.	0	Conformist	NPB	Erps R.	2	Checker
AAR	Lynn K.	0	Conformist	CES	Stefan A.	0	Conformist	NPB	Grant J.	0	Conformist
AAR	Montalban A.	0	Conformist	DVY	Bourne B.	1	Conformist	NPB	Holmstrom E.	0	Conformist
AAR	Pokorney M.	0	Conformist	DVY	Carlson C.	0	Conformist	NPB	Jefferson D.	0	Conformist
AAR	Schueler D.	3	Hooker	DVY	Caruso M.	1	Conformist	NPB	Joshi C.	1	Conformist
AAR	Vaughn C.	0	Conformist	DVY	Fisher J.	0	Conformist	NPB	Marentette B.	1	Conformist
AST	Barden A.	0	Conformist	DVY	Hescheles D.	0	Conformist	NPB	Rouse C.	0	Conformist
AST	DeWolfe T.	1	Conformist	DVY	Hutton C.	0	Conformist	NPB	Talusan P.	0	Conformist
AST	Erps S.	2	Tripper	DVY	Navarre G.	0	Conformist	NPB	Verburg A.	0	Conformist
AST	Hula A.	1	Conformist	DVY	Nilsson J.	1	Conformist	PET	Allen C.	1	Conformist
AST	Huntzicker D.	0	Conformist	DVY	Perry B.	1	Conformist	PET	Boutin J.	0	Conformist
AST	Kless J.	1	Conformist	DVY	Udager A.	3	Hooker	PET	Forward J.	0	Conformist
AST	Mills J.	1	Conformist	DVY	Weiler M.	0	Conformist	PET	Heald D.	0	Conformist
AST	Schroeder B.	1	Conformist	FDB	Blackburn R.	1	Conformist	PET	Maltese C.	0	Conformist
AST	Schroeder D.	0	Conformist	FDB	Cramer M.	0	Conformist	PET	Nesbitt R.	2	Hooker
AST	Waltz S.	1	Conformist	FDB	Dickinson G.	0	Conformist	PET	Opsahl Jeff	4	Tripper
AST	Was A.	1	Conformist	FDB	Ellies B.	0	Conformist	PET	Parks C.	0	Conformist
AWR	Clavier A.	1	Conformist	FDB	Grantham L.	1	Conformist	PET	Pawlowski B.	1	Conformist
AWR	Daum K.	0	Conformist	FDB	Gregory E.	0	Conformist	PET	Peterson S.	0	Conformist
AWR	Edwards S.	0	Conformist	FDB	Hall E.	2	Hooker	PET	Wells S.	1	Conformist
AWR	Fitzpatrick M.	1	Conformist	FDB	McClelland J.	0	Conformist				

Points Per Game By Year

Winter 2025

February 22, 2026

Name	Points per Game per Year				Trend	Name	Points per Game per Year				Trend	Name	Points per Game per Year				Trend
	2025	2024	2023	2022	Rank		2025	2024	2023	2022	Rank		2025	2024	2023	2022	Rank
Ahlquist S.	0.66	0.63	0.92	0.73		Gilson T.	0.06	0.43	0.33	0.40		Nalepa A.	0.62	0.27	0.50	0.55	
Aliff D.	1.00	0.00	0.00	0.00		Grant J.	0.14	0.15	0.23	0.37		Navarre G.	0.15	0.24	0.13	0.34	
Allen C.	0.88	0.00	0.00	0.00		Grantham L.	0.52	0.50	0.64	0.60		Nesbitt R.	0.35	0.12	0.30	0.29	
Anday C.	1.29	0.00	0.00	0.00		Gregory E.	0.31	0.28	0.17	0.38		Nilsson J.	1.28	1.42	1.47	1.36	
Baalrud S.	1.12	1.00	0.00	0.00		Hall E.	0.57	0.85	1.00	1.00		O'Brien C.	0.33	0.45	0.27	0.38	
Barden A.	0.31	0.27	0.00	0.00		Hattie M.	1.75	0.00	0.00	0.00		O'Brien M.	1.63	1.16	1.58	1.39	
Barnes P.	0.17	0.43	0.35	0.24		Heald D.	0.31	0.32	0.18	0.18		Opsahl Jeff	0.48	0.31	0.28	0.63	
Bartolacci A.	0.65	0.58	0.00	0.00		Hescheles D.	0.72	0.70	0.57	0.58		Oxender A.	1.09	0.96	1.05	1.08	
Black S.	0.50	0.00	0.00	0.00		Holmstrom E.	0.74	0.67	0.91	0.90		Paterson A.	0.20	0.36	0.14	0.33	
Blackburn R.	0.29	0.27	0.31	0.54		Hula A.	0.21	0.13	0.19	0.00		Pawlowski B.	0.52	0.68	0.38	0.49	
Bogard S.	0.35	0.40	0.26	0.43		Huntzicker D.	1.27	1.98	1.91	1.67		Peal D.	0.17	0.15	0.19	0.20	
Bourne B.	1.10	0.83	0.94	0.00		Hutton C.	0.36	0.36	0.37	0.33	1	Perkins T.	1.04	1.12	0.98	0.72	
Boutin J.	0.29	0.35	0.13	0.47		Ideson R.	1.29	0.00	0.00	0.00		Perry B.	0.60	0.74	0.89	1.00	
Carlson C.	1.27	1.08	0.91	1.31		Jefferson D.	0.83	0.89	0.96	0.69		Peterson S.	0.71	0.95	0.70	1.42	
Caruso M.	0.71	0.00	0.00	0.00		Jilek J.	1.07	1.02	0.00	0.00		Pokorney M.	1.06	0.90	0.78	0.80	
Clavier A.	0.42	0.53	0.50	0.92		Joffe Bryan	0.54	0.60	0.00	0.00		Porter J.	1.18	0.73	1.29	1.16	
Copp A.	0.27	0.42	0.19	0.21		Joffe E.	1.04	1.41	1.02	1.16		Roberts J.	0.22	0.21	0.37	0.73	
Crawford M.	0.96	0.63	1.07	0.82		Joffe M.	0.53	0.78	0.59	1.10		Rothhaar D.	0.50	0.00	0.00	0.00	
Crichton J.	0.28	0.33	0.12	0.48		Johnson A.	0.14	0.14	0.16	0.18		Rouse C.	0.21	0.20	0.37	0.30	
DeWolfe T.	0.34	0.58	0.54	0.49		Joshi C.	0.50	0.00	0.00	0.00		Sarosi M.	0.34	0.29	0.42	0.30	
Dickinson G.	1.59	1.08	0.83	1.39		Kessler S.	0.44	0.39	0.25	0.52		Schroeder B.	0.09	0.00	0.00	0.00	
Dillen K.	0.40	0.46	0.00	0.53		Klempay T.	1.15	0.00	0.00	0.00		Schueler D.	0.22	0.36	0.33	0.50	
Edwards S.	0.34	0.23	0.68	0.59		Kless J.	0.35	0.36	0.48	0.38		Snyder J.	0.18	0.00	0.00	0.00	
Ellies B.	0.57	0.53	0.69	0.71		Langrock E.	0.58	0.63	0.35	0.00		Stefan A.	0.39	0.35	0.05	0.26	
Erps R.	0.20	0.16	0.19	0.30		Lewis J.	1.19	0.00	0.00	0.00		Stevens D.	1.52	1.40	1.20	1.33	
Erps S.	0.91	1.41	1.33	1.34		Lobdell G.	0.17	0.28	0.19	0.32		Talusan P.	0.50	0.16	0.47	0.31	
Fisher J.	0.03	0.09	0.12	0.12		Lynn K.	0.28	0.24	0.00	0.00		Udager A.	0.71	0.66	0.73	0.00	
Fitzpatrick M.	0.33	0.66	0.76	1.05		Maltese C.	1.33	1.39	1.77	0.00		Vaughn C.	0.38	0.85	0.41	1.23	
Forward J.	0.76	0.29	0.53	0.43		Marentette B.	1.00	0.00	0.00	0.00		Waltz S.	0.55	0.46	0.32	0.66	
Foster D.	1.00	0.78	1.03	1.23		McBride R.	0.75	0.53	0.54	0.67		Was A.	1.07	0.00	0.00	0.00	
Foster M.	0.15	0.25	0.22	0.24		McClelland J.	0.35	0.34	0.23	0.25		Weiler C.	1.21	1.15	0.98	1.00	
Frantzeskakis P.	0.43	0.38	0.24	0.42		Mills J.	1.19	0.00	0.00	0.00		Wells S.	0.88	1.11	0.57	0.94	
Frusti P.	0.96	1.12	1.82	1.42		Montalban A.	1.21	1.38	1.68	0.00		Wilkins F.	0.25	0.09	0.33	0.26	
												Yanca J.	0.40	0.00	0.00	0.00	

Trend Rank = A rank of the players with an increasing rate of the number of points per game per year over the last 5 years.

The rank number is based on the slope of a least-square linear fit to the last five years of points per game data for each player.

The lower the rank number the greater the rate of increase in points per game per year.

The quality of the fit (coefficient of determination) must be greater than 0.4 to be assigned a rank

Player points since 2006

Winter 2025

February 22, 2026

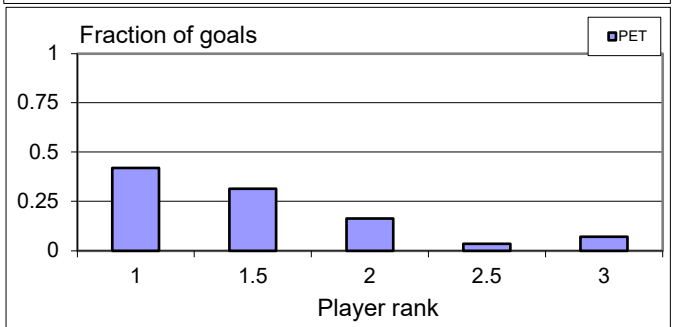
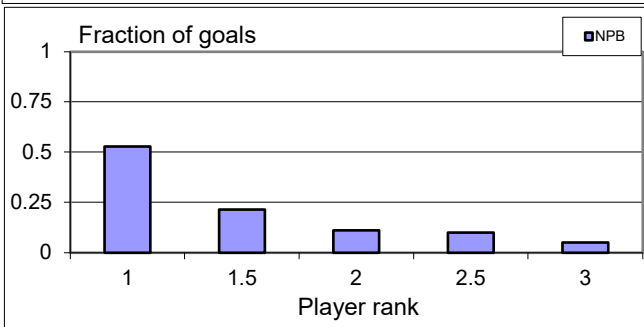
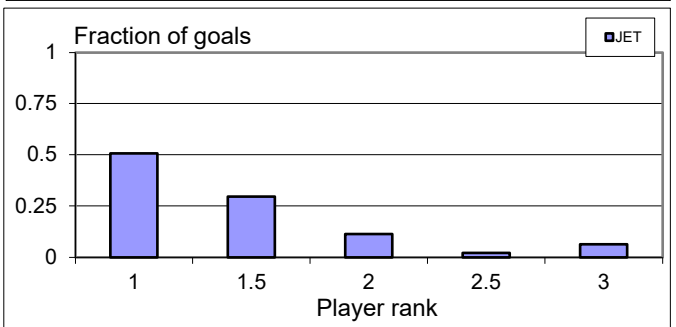
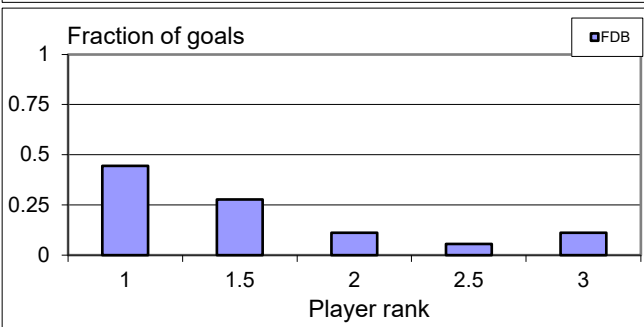
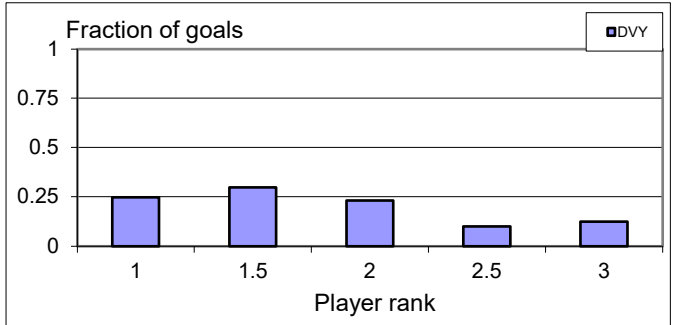
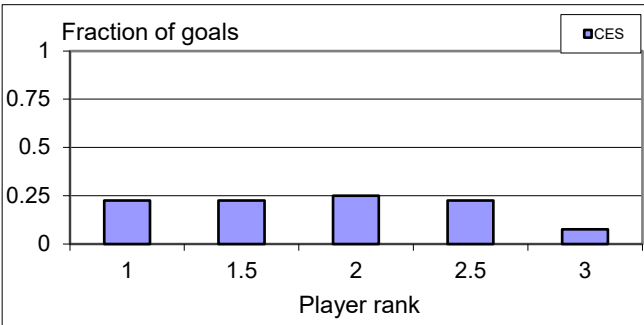
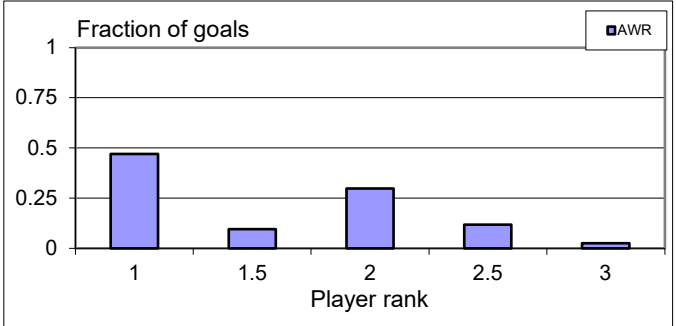
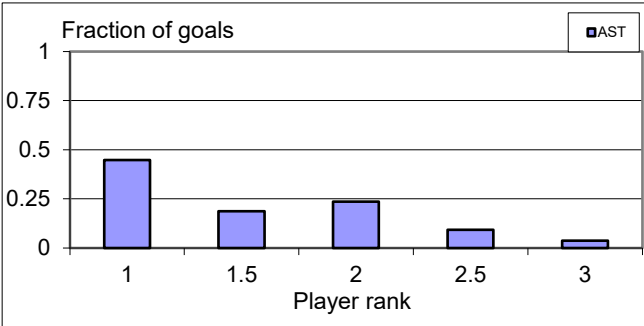
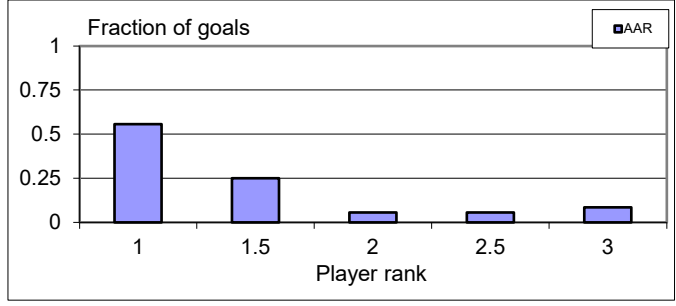
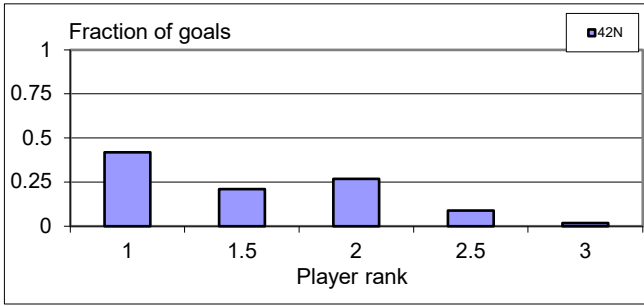
Name	Games	Goals	Asists	Points/Game	Name	Games	Goals	Asists	Points/Game	Name	Games	Goals	Asists	Points/Game
Ahlquist S.	217	69	90	0.73	Gilson T.	550	134	183	0.58	Nilsson J.	148	106	101	1.40
Aliff D.	9	8	2	1.11	Grant J.	193	10	43	0.27	O'Brien C.	400	46	163	0.52
Allen C.	13	9	4	1.00	Grantham L.	855	408	425	0.97	O'Brien M.	393	332	330	1.68
Anday C.	7	5	4	1.29	Greene S.	388	0	0	0.00	Opsahl Jeff	430	208	219	0.99
Baalrud S.	52	41	16	1.10	Gregory E.	324	59	110	0.52	Oxender A.	188	97	87	0.98
Barden A.	58	8	8	0.28	Hall E.	282	170	142	1.11	Parks C.	162	0	6	0.04
Barnes J.	693	0	14	0.02	Hattie M.	33	21	39	1.82	Paterson A.	280	34	74	0.39
Barnes P.	926	218	368	0.63	Heald D.	237	14	49	0.27	Pawlowski B.	252	88	68	0.62
Bartolacci A.	68	27	18	0.66	Hescheles D.	251	94	80	0.69	Peal D.	478	43	97	0.29
Black S.	7	1	3	0.57	Holmstrom E.	343	204	145	1.02	Perkins T.	245	132	113	1.00
Blackburn R.	329	78	105	0.56	Hula A.	107	6	13	0.18	Perry B.	583	301	411	1.22
Bogard S.	810	252	284	0.66	Huntzicker D.	379	460	284	1.96	Peterson S.	381	155	200	0.93
Bourne B.	68	22	37	0.87	Hutton C.	246	53	59	0.46	Pokorney M.	810	592	462	1.30
Boutin J.	722	176	260	0.60	Ideson R.	27	14	23	1.37	Porter J.	193	159	95	1.32
Carlson C.	234	186	131	1.35	Jefferson D.	187	95	74	0.90	Roberts J.	472	95	188	0.60
Caruso M.	12	3	3	0.50	Jilek J.	68	41	32	1.07	Rothhaar D.	12	3	3	0.50
Cieciak C.	445	1	10	0.02	Joffe Bryan	74	21	21	0.57	Rouse C.	207	15	41	0.27
Clavier A.	344	139	156	0.86	Joffe E.	452	426	257	1.51	Sarosi M.	784	181	225	0.52
Copp A.	410	23	155	0.43	Joffe M.	454	235	306	1.19	Schroeder B.	10	0	0	0.00
Cramer M.	196	0	1	0.01	Johnson A.	772	15	151	0.22	Schroeder D.	618	2	6	0.01
Crawford M.	198	86	96	0.92	Joshi C.	14	3	4	0.50	Schueler D.	612	86	211	0.49
Crichton J.	799	251	287	0.67	Kessler S.	392	78	95	0.44	Snyder J.	13	1	1	0.15
Daum K.	54	0	0	0.00	Klempay T.	27	14	17	1.15	Stefan A.	424	58	80	0.33
DeWolfe T.	429	167	184	0.82	Kless J.	506	79	130	0.41	Stevens D.	211	170	132	1.43
Dickinson G.	139	97	65	1.17	Langrock E.	89	17	32	0.55	Stoller C.	189	0	0	0.00
Dillen K.	95	17	26	0.45	Lewis J.	15	15	8	1.53	Talusan P.	148	23	28	0.34
Edwards S.	230	29	73	0.44	Lobdell G.	351	57	93	0.43	Udager A.	118	32	56	0.75
Ellies B.	317	115	106	0.70	Lynn K.	70	8	10	0.26	Vaughn C.	316	137	116	0.80
Erps R.	358	30	73	0.29	Maltese C.	90	76	55	1.46	Verburg A.	213	0	0	0.00
Erps S.	785	657	499	1.47	Marentette B.	8	5	4	1.13	Waltz S.	218	63	50	0.52
Fisher J.	740	13	155	0.23	McBride R.	191	60	71	0.69	Was A.	13	5	8	1.00
Fitzpatrick M.	497	251	211	0.93	McClelland J.	888	110	297	0.46	Weiler C.	160	88	84	1.08
Forward J.	702	243	322	0.80	Mills J.	14	14	5	1.36	Weiler M.	80	0	0	0.00
Foster D.	518	341	265	1.17	Montalban A.	90	61	60	1.34	Wells S.	188	107	71	0.95
Foster M.	498	40	95	0.27	Nalepa A.	221	29	69	0.44	Wilkins F.	173	22	28	0.29
Frantzeskakis P.	736	85	228	0.43	Navarre G.	628	165	178	0.55	Yanca J.	5	1	1	0.40
Frusti P.	209	188	122	1.48	Nesbitt R.	189	18	50	0.36					

*Games = Total number of possible games played starting in September 2006 including games played as a substitute.

Goals by Ranking

Winter 2025

February 22, 2026



Goals are normalized by the number of players at each rank level.