



# SAYB COACHES WEB PORTAL HELP **SCORING GAMES & PITCH COUNTS**

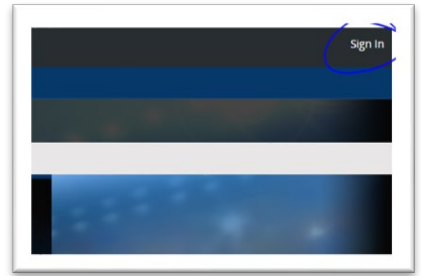
## To Score game:

1. Navigate to the game schedule on your team page at sayb.org
2. Sign in to your sports engine account use link at upper right.
3. Select edit mode in the upper left (B.)
4. Select the QS text that shows up in the status column of the schedule table.
5. Enter score and finalize the status

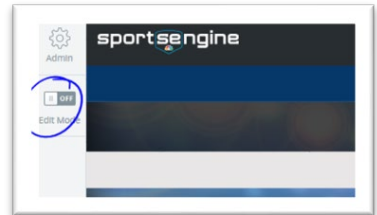
## To Enter Pitch Count:

1. Once the game has been set to "Final" you can now enter pitch counts.
2. Select the edit stats option (D.)
3. Browse down to pitching stats and enter in number for each player (E.)

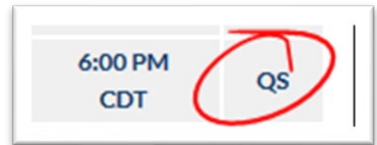
A.



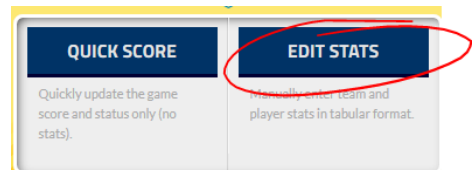
B.



C.



D.



E.

AL RIVER CATS: PITCHER STATS

<input type="checkbox"/>	PLAYED	#	NAME	IP	PC
<input checked="" type="checkbox"/>			Case W.	0/3	35
<input checked="" type="checkbox"/>			Blake W.	0/3	31
<input type="checkbox"/>			Owen T.	0/3	
<input checked="" type="checkbox"/>			Rylan D.	0/3	33
<input type="checkbox"/>			Ben H.	0/3	
<input type="checkbox"/>			Ben O.	0/3	
<input type="checkbox"/>			Ethan H.	0/3	
<input type="checkbox"/>			Grant W.	0/3	
<input checked="" type="checkbox"/>			Preston P.	0/3	18
<input type="checkbox"/>			Matthew L.	0/3	
<input checked="" type="checkbox"/>			Isaac M.	0/3	30
<input type="checkbox"/>			Unattributed	0/3	

Harry C. Add Player