

**Age Groups - TriClub Results**
**1.- sisu-training (23,888.0 points)**

Start #	Athlete	AG	Country				Time	AGR
1	220 Tim Bräutigam	M25-29	- DEU	00:46:50	04:41:51	03:22:03	08:56:53	5000.0
2	112 Heike Brendemühl	F30-34	- DEU	01:06:44	05:15:23	03:38:20	10:08:11	5000.0
3	490 Markus Beck	M30-34	- DEU	01:02:09	04:54:06	03:12:53	09:17:54	4707.8
4	496 Dennis Schröer	M40-44	- DEU	00:58:26	05:00:30	03:29:36	09:36:17	4649.8
5	493 Benjamin Winke	M35-39	- DEU	00:56:58	04:53:38	03:32:29	09:29:54	4530.4
6	491 Leigh Deissenroth	M35-39	- DEU	01:04:58	04:55:17	03:26:29	09:34:37	4473.8
7	229 Niklas Geiß	M30-34	- DEU	01:11:57	04:57:38	03:18:26	09:38:45	4457.6
8	299 André Petzold	M50-54	- DEU	01:06:10	05:25:18	03:40:20	10:18:20	4388.8
9	494 Dominik Herold	M40-44	- DEU	01:00:42	05:26:27	03:33:29	10:07:49	4271.4
10	652 Sven Härter	M25-29	- DEU	01:05:59	05:30:11	03:17:27	10:01:01	4230.4
11	486 Jascha-Clara Altmueller	F30-34	- DEU	01:09:38	05:59:45	04:13:15	11:35:35	3951.2
12	497 Claus MÜLLER	M50-54	- DEU	01:17:09	05:28:41	04:06:52	11:06:02	3816.4
13	322 Thomas Fischer	M60-64	- DEU	01:18:50	06:17:50	04:57:31	12:48:55	3533.6
14	487 Cynthia Junghanns	F30-34	- DEU	01:22:05	06:10:36	04:51:04	12:33:48	3252.6
15	492 Daniel Marx	M35-39	- DEU	01:15:41	06:05:28	04:22:06	11:54:13	2798.6
16	495 Jeremy Müller	M40-44	- DEU	01:07:05	06:00:50	04:47:36	12:16:01	2733.0

**2.- Eintracht Frankfurt Triathlon (22,604.8 points)**

Start #	Athlete	AG	Country				Time	AGR
1	624 Yanncik Noah Reitz	M18-24	- DEU	00:58:16	04:58:38	03:36:50	09:42:56	4819.0
2	115 Rebecca Sack	F35-39	- DEU	01:04:12	05:31:58	03:25:36	10:10:43	4757.8
3	447 Fabian Nienhaus	M25-29	- DEU	01:05:43	04:54:55	03:23:56	09:31:19	4586.8
4	455 Björn Ulbricht	M35-39	- DEU	00:55:32	05:04:44	03:38:46	09:46:39	4329.4
5	460 Christian Kern	M40-44	- DEU	01:09:01	05:24:13	03:38:19	10:21:07	4111.8
6	446 Lorenz Leichthammer	M25-29	- DEU	01:05:45	05:35:34	03:30:15	10:21:29	3984.8
7	445 Ronja Dahmen	F30-34	- DEU	01:08:17	05:47:51	04:28:29	11:38:49	3912.4
8	478 Karsten Meinders	M50-54	- DEU	01:45:53	05:20:22	03:45:35	11:07:52	3794.4
9	511 Georg Stiebeling	M35-39	- DEU	01:06:41	05:48:43	03:43:50	10:49:05	3580.2
10	468 Christian Dembowski	M45-49	- DEU	01:13:49	05:18:57	04:36:33	11:20:58	3487.0
11	454 Joao Diogo	M35-39	- PRT	01:04:27	05:51:33	03:56:23	11:01:08	3435.6
12	476 Ovidio GAVIRA LUZARDO	M50-54	- ESP	01:14:27	06:15:03	03:57:35	11:41:13	3394.2
13	480 Christian Wehle	M50-54	- DEU	01:03:05	06:01:45	04:40:06	12:00:06	3167.6
14	484 Ralf Rottmair	M60-64	- DEU	01:23:51	06:03:12	05:57:25	13:37:40	2948.6
15	466 Tobias Breidert	M45-49	- DEU	01:10:40	06:11:36	04:31:19	12:06:42	2938.2
16	453 Roland Carls	M35-39	- DEU	01:15:17	06:02:56	04:14:01	11:45:52	2898.8
17	461 Matheus Kozlowski	M40-44	- DEU	01:13:31	05:30:04	05:10:04	12:04:52	2866.8
18	1079 Carsten Steinberg	M40-44	- DEU	01:15:01	06:05:29	04:23:07	12:06:32	2846.8
19	474 Markus Zuber	M45-49	- DEU	01:15:12	05:43:51	05:07:18	12:15:20	2834.6
20	472 Markus Schoreitz	M45-49	- DEU	01:30:04	05:47:31	04:50:52	12:21:10	2764.6
21	777 Daniel Roth	M30-34	- DEU	01:10:43	06:06:55	04:34:07	12:05:34	2695.8
22	458 Matthias Haas	M40-44	- DEU	01:14:18	05:59:38	04:53:26	12:19:23	2692.6
23	444 Carolin Böhm	F30-34	- DEU	01:19:05	06:56:59	04:52:34	13:22:56	2663.0
24	452 Oliver Rudolf	M30-34	- DEU	01:19:45	06:17:28	04:19:52	12:15:34	2575.8

**Age Groups - TriClub Results**
**2.- Eintracht Frankfurt Triathlon (22,604.8 points)**

Start #	Athlete	AG	Country				Time	AGR
25	459 Martin Hanisch	M40-44	- DEU	01:30:31	05:55:50	04:52:29	12:30:32	2558.8
26	477 Andreas Gierschner	M50-54	- DEU	01:14:02	06:12:44	05:17:42	12:59:13	2458.2
27	473 Rene Steurer	M45-49	- DEU	01:12:00	05:57:15	05:28:40	12:51:50	2396.6
28	1257 Frédéric de la Fontaine	M50-54	- DEU	01:21:12	06:49:13	04:44:26	13:14:21	2276.6
29	784 Alexander Schega	M30-34	- DEU	01:26:52	06:18:54	04:55:12	12:54:39	2106.8
30	462 Dirk Motschenbacher	M40-44	- DEU	01:19:55	06:16:17	05:28:29	13:20:44	1956.4
31	475 Michael Domke	M50-54	- DEU	01:20:44	06:20:35	05:49:39	13:47:03	1884.2
32	463 Marc Müller	M40-44	- DEU	01:09:46	06:04:08	05:53:28	13:29:28	1851.6
33	479 Martin Volkmer	M50-54	- DEU	01:14:48	06:21:02	05:57:26	13:57:13	1762.2
34	457 Sven Altmann	M40-44	- DEU	01:20:58	06:27:54	05:47:54	13:51:13	1590.6
35	448 Dominik Desoi	M30-34	- DEU	01:50:04	06:13:22	05:22:16	13:42:41	1530.4
36	465 Alexandros Tamtelen	M40-44	- GRC	01:29:12	06:53:32	05:23:33	14:09:50	1367.2
37	467 Michael Burnett	M45-49	- GBR	01:19:21	06:55:01	05:38:48	14:18:46	1353.4

**3.- Team ERDINGER Alkoholfrei (21,545.2 points)**

Start #	Athlete	AG	Country				Time	AGR
1	499 Rosali Reindl	F30-34	- DEU	01:09:53	05:42:54	03:39:24	10:42:31	4588.0
2	369 Niklas Herold	M40-44	- DEU	01:02:57	05:17:47	03:23:46	09:54:44	4428.4
3	151 Daniel Schenke	M25-29	- DEU	00:57:34	05:05:42	03:36:16	09:46:41	4402.4
4	503 Anton Greckl	M50-54	- DEU	01:12:12	05:23:19	03:38:05	10:24:49	4311.0
5	505 Klaus Huss	M50-54	- DEU	01:01:16	05:15:36	04:37:04	11:06:07	3815.4
6	508 Ingo Klingenberg	M55-59	- DEU	01:23:38	05:57:35	04:18:53	11:57:26	3605.2
7	281 Sascha Fetsch	M45-49	- DEU	01:09:53	05:13:08	05:37:31	12:10:15	2895.6
8	509 Ulrich Pöhlmann	M55-59	- DEU	01:25:10	06:20:41	05:10:29	13:12:55	2699.4
9	498 Julia Klauß	F25-29	- DEU	01:32:04	07:28:03	05:39:45	14:54:16	1953.4
10	500 Thorben Lorenzen	M30-34	- DEU	01:17:43	05:54:08	05:59:11	13:25:39	1734.8
11	502 Alexander Wolgast	M35-39	- DEU	01:30:52	06:15:06	05:44:46	13:43:00	1493.2
12	507 Falko Toetzke	M50-54	- DEU	01:12:09	07:16:19	05:28:15	14:21:50	1466.8

**4.- Spiridon Frankfurt (21,510.2 points)**







Start #	Athlete	AG	Country				Time	AGR
1	321 thomas tzschentke	M55-59	- DEU	01:11:31	05:13:47	03:24:57	10:01:12	5000.0
2	158 Gunnar Anger	M40-44	- DEU	01:05:37	05:00:47	03:28:29	09:41:19	4589.4
3	866 Manuel Greschek	M35-39	- DEU	01:05:18	05:20:59	03:37:15	10:12:40	4017.2
4	291 Christian Storck	M45-49	- DEU	01:04:52	05:23:28	04:02:33	10:41:59	3954.8
5	239 Stephan AUDERSETZ	M35-39	- DEU	01:04:44	05:13:28	03:51:44	10:18:22	3948.8
6	1071 Robeer Scherer	M40-44	- DEU	01:03:49	05:41:21	03:52:03	10:47:48	3791.6
7	1402 Jörg Joseph	M55-59	- DEU	01:28:05	06:41:45	05:09:29	13:43:54	2327.6
8	1370 Christoph App	M55-59	- DEU	01:32:13	06:25:29	05:41:04	13:52:09	2228.6

**5.- SV Fun-Ball Dortelweil (19,641.2 points)**

Start #	Athlete	AG	Country				Time	AGR
1	1293 Karsten Kannenberg	M50-54	- DEU	00:57:14	05:10:27	03:28:34	09:45:33	4782.2

**Age Groups - TriClub Results**







**5.- SV Fun-Ball Dortelweil (19,641.2 points)**

Start #	Athlete	AG	Country				Time	AGR
2	221 Amadeo Fania	M25-29	 - DEU	00:59:31	05:09:18	03:35:56	09:55:16	4299.4
3	1377 Jörg Cebulla	M55-59	 - DEU	01:11:46	05:45:28	04:10:27	11:21:00	4042.4
4	1171 Patrick Jordan	M45-49	 - DEU	01:10:22	05:23:00	04:30:15	11:16:57	3535.2
5	661 Daniel Kandora	M25-29	 - DEU	01:05:54	05:45:54	04:39:33	11:45:03	2982.0








**6.- TEAM2FOU FRANCE (19,575.0 points)**

Start #	Athlete	AG	Country				Time	AGR
1	125 catherine houseaux	F55-59	 - FRA	01:09:25	05:36:50	03:47:38	10:44:15	5000.0
2	204 THIERRY FOULOUNOUX	M65-69	 - FRA	01:09:03	05:39:00	04:20:55	11:22:57	5000.0
3	126 Nelly Wojtasinski	F60-64	 - FRA	01:16:33	06:00:45	04:26:39	11:54:46	5000.0
4	203 Alain Perroteau	M60-64	 - FRA	01:11:39	05:19:10	04:38:41	11:22:08	4575.0

**7.- power & pace by tri-mag.de (14,817.8 points)**

Start #	Athlete	AG	Country				Time	AGR
1	1138 Holger End	M45-49	 - DEU	01:03:50	05:14:33	03:34:07	10:02:03	4434.0
2	886 Simon Lechtenberg	M35-39	 - DEU	01:17:38	05:31:01	03:56:26	10:55:25	3504.2
3	927 Daniel Steinbach	M35-39	 - DEU	01:09:38	05:49:59	04:01:31	11:14:57	3269.8
4	1156 Matthias Haft	M45-49	 - DEU	01:28:42	06:41:22	04:56:23	13:28:37	1955.2
5	944 Frank Albert	M40-44	 - DEU	01:12:33	06:12:55	05:58:13	13:45:53	1654.6

**8.- TSG Kleinostheim (14,595.4 points)**

Start #	Athlete	AG	Country				Time	AGR
1	597 Edith Herdt	F60-64	 - DEU	01:24:06	06:16:09	04:22:31	12:17:01	4733.0
2	851 Benjamin Ertler	M35-39	 - DEU	01:03:16	04:56:53	03:23:07	09:31:19	4513.4
3	681 Alexander Vongries	M25-29	 - DEU	01:09:14	05:40:59	04:51:09	11:52:05	2897.6
4	1442 Guido Vongries	M55-59	 - DEU	01:15:15	06:44:02	05:21:48	13:33:35	2451.4



**9.- Nonplusultra Esslingen (13,877.4 points)**

Start #	Athlete	AG	Country				Time	AGR
1	205 Sabrina Roth	F18-24	 - DEU	00:55:31	05:26:11	03:55:38	10:24:04	5000.0
2	937 Maximilian Von Koch	M35-39	 - DEU	00:54:05	05:04:24	03:13:19	09:22:55	4614.2
3	317 Volkmar Roth	M55-59	 - DEU	01:02:33	05:17:53	04:33:33	11:02:36	4263.2

**10.- TNB Malterdingen e.V. (13,692.8 points)**

Start #	Athlete	AG	Country				Time	AGR
1	570 Melanie Müller-Reichert	F40-44	 - DEU	01:09:13	05:25:06	03:38:04	10:20:09	4865.8
2	751 Daniel Kreuzer	M30-34	 - DEU	00:58:15	05:09:23	03:27:35	09:41:59	4418.8
3	413 Martin Reichert	M50-54	 - DEU	01:02:39	05:24:40	03:39:42	10:16:43	4408.2

**11.- ZONE3 (12,767.4 points)**

Start #	Athlete	AG	Country				Time	AGR
1	1541 Ilior Zach-Maor	M45-49	 - ISR	00:56:34	05:03:20	03:23:55	09:31:32	4800.2
2	1053 Asaf Porat	M40-44	 - ISR	00:59:33	05:19:25	03:21:22	09:47:34	4514.4

**Age Groups - TriClub Results**
**11.- ZONE3 (12,767.4 points)**

Start #	Athlete	AG	Country				Time	AGR
3	1323 Allon Reiter	M50-54	- ISR	01:17:20	06:12:20	03:55:53	11:36:20	3452.8

**12.- YEAH!Sport (12,495.4 points)**

Start #	Athlete	AG	Country				Time	AGR
1	539 Debby Motte	F30-34	- DEU	01:02:47	05:51:00	04:11:14	11:14:01	4210.0
2	191 Stavro Petri	M50-54	- DEU	01:04:07	05:30:33	03:47:01	10:33:28	4207.2
3	525 Sophia Trenz	F18-24	- DEU	01:18:54	06:20:19	03:51:08	11:40:53	4078.2

**13.- Team Wechselzone (11,913.8 points)**

Start #	Athlete	AG	Country				Time	AGR
1	563 Sabine Treffner	F35-39	- AUT	01:12:09	05:43:47	03:38:04	10:42:08	4380.8
2	910 Philipp Pospisil	M35-39	- AUT	01:01:49	05:08:43	03:33:31	09:51:12	4274.8
3	723 Kai Guggenbichler	M30-34	- AUT	01:04:22	05:40:32	04:22:28	11:18:42	3258.2

**14.- Triabolas Triathlon Hamburg e. V. (11,701.0 points)**

Start #	Athlete	AG	Country				Time	AGR
1	160 Francois Chavet	M40-44	- FRA	01:04:35	05:06:59	03:28:50	09:53:17	4445.8
2	157 Sebastian Wetzel	M35-39	- DEU	01:02:37	04:59:12	03:51:23	09:59:55	4170.2
3	1074 Maik Sobiech	M40-44	- DEU	00:57:01	05:38:11	04:59:32	11:46:41	3085.0

**15.- E.O.S.C. Offenbach (10,819.0 points)**

Start #	Athlete	AG	Country				Time	AGR
1	456 Benjamin Veltum	M35-39	- DEU	00:58:31	04:43:14	03:04:53	08:54:31	4955.0
2	821 Malte Wiesmann	M30-34	- DEU	01:05:30	05:58:19	03:56:00	11:11:42	3342.2
3	1422 Thoralf Radtke	M55-59	- DEU	01:07:38	06:07:32	05:58:25	13:27:43	2521.8

**16.- Firenze Triathlon A.S.D. (9,717.6 points)**

Start #	Athlete	AG	Country				Time	AGR
1	330 Cristina Andorlini	F55-59	- ITA	01:09:59	06:13:17	04:27:21	12:03:49	4045.2
2	416 Simone SCALELLA	M50-54	- ITA	01:28:12	05:56:53	04:16:40	11:54:59	3229.0
3	405 Stefano BARLUZZI	M50-54	- ITA	01:30:39	06:45:59	04:25:10	13:00:27	2443.4

**17.- CUS Pro Patria Milano Triathlon (9,172.6 points)**

Start #	Athlete	AG	Country				Time	AGR
1	719 Federico Ghelli	M30-34	- ITA	00:57:10	05:08:24	03:09:33	09:22:44	4649.8
2	1219 Alessandro Sciarrone	M45-49	- ITA	00:58:37	05:17:48	03:30:12	09:54:39	4522.8

**18.- WMF BKK-Team AST SÄ¼ÄŸen (8,932.0 points)**

Start #	Athlete	AG	Country				Time	AGR
1	965 Marcus B¼chler	M40-44	- DEU	00:54:28	04:55:32	03:24:09	09:21:09	4831.4
2	764 Tobias Mechel	M30-34	- DEU	01:04:23	05:19:24	03:37:34	10:08:30	4100.6

**19.- Kaifu Tri Team e.V. (8,924.4 points)**

**Age Groups - TriClub Results**

Start #	Athlete	AG	Country				Time	AGR
1 324	Nathalie Andrea Frähmcke	F25-29	- DEU	01:14:28	05:44:02	04:04:34	11:13:29	4602.8
2 206	Josephin Betche	F25-29	- DEU	01:10:16	06:16:34	04:00:58	11:36:55	4321.6

**20.- TUS Neukölln Berlin (8,702.6 points)**

Start #	Athlete	AG	Country				Time	AGR
1 409	Jörg Kaiser	M50-54	- DEU	01:01:15	05:18:32	03:33:20	10:00:48	4599.2
2 284	Ryuichiro Iijima	M45-49	- JPN	01:07:16	05:35:57	03:35:08	10:29:36	4103.4

**21.- Post SV NÄrnberg (8,646.0 points)**

Start #	Athlete	AG	Country				Time	AGR
1 267	Christian Schinkel	M40-44	- DEU	01:02:29	05:14:35	03:34:06	09:59:05	4376.2
2 749	Alexander Köppl	M30-34	- DEU	00:58:23	05:05:48	03:43:07	09:54:24	4269.8

**22.- Team Zoot Europe (8,552.6 points)**

Start #	Athlete	AG	Country				Time	AGR
1 309	Ingolf Zschockelt	M50-54	- DEU	01:01:29	05:19:54	03:32:08	10:01:43	4588.2
2 1048	Clement Parmentier	M40-44	- FRA	01:04:49	05:30:07	03:46:26	10:33:24	3964.4

**23.- LTC Seewinkel (8,508.4 points)**

Start #	Athlete	AG	Country				Time	AGR
1 375	Rainer Pittnauer	M40-44	- AUT	01:03:26	05:23:16	03:22:07	10:00:05	4364.2
2 1224	Bernhard Spindler	M45-49	- AUT	01:07:42	05:17:45	03:49:35	10:26:12	4144.2

**24.- Triathlon Team DSW Darmstadt (8,462.0 points)**

Start #	Athlete	AG	Country				Time	AGR
1 286	Felix Leonhardt	M45-49	- DEU	01:07:14	05:19:41	03:25:44	10:03:07	4421.2
2 1375	Gert Blumenstock	M55-59	- DEU	01:11:49	05:39:54	04:19:41	11:21:08	4040.8

**25.- Betri (8,235.6 points)**

Start #	Athlete	AG	Country				Time	AGR
1 163	Jan Kovalovsky	M40-44	- CZE	00:59:07	05:03:55	03:59:25	10:09:57	4245.8
2 1011	Radek Holinka	M40-44	- CZE	00:58:38	05:03:38	04:20:01	10:31:17	3989.8

**26.- 1. FC Kaiserslautern Triathlon (8,158.2 points)**

Start #	Athlete	AG	Country				Time	AGR
1 397	Rainer Schuff	M45-49	- DEU	00:58:39	05:13:42	03:29:19	09:49:58	4579.0
2 914	Daniel Reuland	M35-39	- DEU	01:04:42	05:34:51	03:58:53	10:49:10	3579.2

**27.- TSG Maxdorf e. V. (7,487.2 points)**

Start #	Athlete	AG	Country				Time	AGR
1 380	Christian Betsch	M45-49	- DEU	01:07:20	05:14:15	04:24:44	10:56:44	3777.8
2 1185	Stefan Magin	M45-49	- DEU	01:20:58	05:20:49	04:12:33	11:02:26	3709.4

**28.- Seven Sport Club (7,359.2 points)**

Start #	Athlete	AG	Country				Time	AGR
---------	---------	----	---------	--	--	--	------	-----

**Age Groups - TriClub Results**

**28.- Seven Sport Club (7,359.2 points)**

Start #	Athlete	AG	Country				Time	AGR
1 367	Andrei Dan Dudu	M40-44	- ROU	01:00:33	05:13:27	03:19:53	09:41:21	4589.0
2 1287	Liviu Irimia	M50-54	- ROU	01:10:46	06:10:03	04:56:43	12:33:13	2770.2

**29.- TriCologne e.V. (7,028.6 points)**

Start #	Athlete	AG	Country				Time	AGR
1 753	Ole Kuklau	M30-34	- DEU	01:13:50	05:20:41	03:46:23	10:29:28	3849.0
2 432	Uwe Steingraeber	M55-59	- DEU	01:24:40	05:53:02	05:03:51	12:32:54	3179.6

**30.- X3M Triathlon Mersch (6,482.8 points)**

Start #	Athlete	AG	Country				Time	AGR
1 1061	Georges Reding	M40-44	- LUX	01:14:51	05:29:02	04:21:13	11:14:01	3477.0
2 114	Rehlinger Anja	F35-39	- LUX	01:17:49	05:43:39	05:24:34	12:36:43	3005.8

**31.- ASD Varese Triathlon S.B.R. (6,478.0 points)**

Start #	Athlete	AG	Country				Time	AGR
1 363	Fabio Zancan	M35-39	- ITA	01:10:00	05:28:41	03:59:47	10:48:55	3582.2
2 1113	Antonio Astorino	M45-49	- ITA	01:25:31	05:41:51	04:47:25	12:10:14	2895.8

**32.- FIT-TRI-TEAM (France) (6,458.4 points)**

Start #	Athlete	AG	Country				Time	AGR
1 1115	Jean-Raphaël BAR	M45-49	- FRA	01:24:25	05:43:13	04:04:59	11:27:33	3408.0
2 390	Michael LECUIVRE	M45-49	- FRA	01:07:36	05:23:49	05:16:52	11:57:21	3050.4

**33.- Post-SV TÄ¼bingen (6,327.4 points)**

Start #	Athlete	AG	Country				Time	AGR
1 1532	Jens Pruschke	M40-44	- DEU	01:07:28	05:11:42	03:39:06	10:07:43	4272.6
2 439	Philipp Just	M25-29	- DEU	01:06:59	05:22:02	06:23:50	13:02:19	2054.8

**34.- United Runners of Pfalz (6,231.8 points)**

Start #	Athlete	AG	Country				Time	AGR
1 1014	Marco Imo	M40-44	- DEU	01:18:48	05:19:06	04:31:03	11:21:08	3391.6
2 936	Marco Voll	M35-39	- DEU	01:12:51	05:51:38	04:33:44	11:50:45	2840.2

**35.- MyProCoach (6,211.4 points)**

Start #	Athlete	AG	Country				Time	AGR
1 670	Paolo Pechel	M25-29	- DEU	01:11:22	05:12:47	03:49:24	10:24:07	3953.2
2 1251	André BRÖNNIMANN	M50-54	- CHE	01:21:01	06:44:01	04:45:22	13:15:53	2258.2

**36.- TriDubai (6,149.2 points)**

Start #	Athlete	AG	Country				Time	AGR
1 1514	Jason Shilliday	M40-44	- IRL	01:11:44	05:49:19	04:32:04	11:46:51	3083.0
2 327	Susanne Ebert	F35-39	- DEU	01:17:02	06:19:45	04:33:55	12:31:41	3066.2

**37.- Tri-club Stofberg (5,924.0 points)**

**Age Groups - TriClub Results**

Start #	Athlete	AG	Country				Time	AGR
1 529	Dimphy van de Laar	F25-29	- NLD	00:58:17	06:59:21	05:12:06	13:24:30	3030.6
2 680	Sven van Etten	M25-29	- NLD	00:56:22	05:52:49	04:52:54	11:52:26	2893.4

**38.- TSV Heiligenrode (5,624.6 points)**

Start #	Athlete	AG	Country				Time	AGR
1 1465	Olaf Katzer	M60-64	- DEU	01:39:05	06:50:20	04:52:29	13:43:27	2879.2
2 1333	Wolfgang Schier	M50-54	- DEU	01:35:40	06:05:35	04:40:19	12:35:17	2745.4

**39.- Team ultraSPORTS (5,608.0 points)**

Start #	Athlete	AG	Country				Time	AGR
1 300	Martin Postel	M50-54	- DEU	01:09:10	05:19:41	03:54:25	10:33:04	4212.0
2 809	Philipp Tutzschke	M30-34	- DEU	01:32:36	06:38:18	05:26:44	13:53:53	1396.0

**40.- Ute MÄ¼ckel Triathlon e.V. (5,463.0 points)**

Start #	Athlete	AG	Country				Time	AGR
1 596	Cornelia Gassner Bentz	F60-64	- DEU	01:25:20	06:45:17	06:13:07	14:39:06	3028.0
2 1334	Thomas Schier	M50-54	- DEU	01:18:39	06:15:02	05:12:00	13:01:09	2435.0

**41.- Triathlon Team DÄ¼sseldorf (5,356.8 points)**

Start #	Athlete	AG	Country				Time	AGR
1 626	Till Schneemann	M18-24	- DEU	00:56:18	05:35:31	03:53:57	10:44:08	4084.6
2 1292	Thomas Junk	M50-54	- DEU	01:30:56	07:11:35	05:33:01	14:38:03	1272.2

**42.- TRITYC (5,304.6 points)**

Start #	Athlete	AG	Country				Time	AGR
1 893	Luc Mauchant	M35-39	- FRA	01:01:21	05:19:35	04:55:37	11:31:32	3070.8
2 1027	Herve Lotterie	M40-44	- FRA	01:11:03	06:14:59	05:17:45	12:57:37	2233.8

**43.- Bramfelder SV Triathlon (5,102.2 points)**

Start #	Athlete	AG	Country				Time	AGR
1 695	Andreas Breustedt	M30-34	- DEU	01:09:30	06:10:56	04:17:49	11:52:03	2858.0
2 1400	Michael Heiligtag	M55-59	- DEU	01:34:30	06:30:57	05:24:05	13:50:51	2244.2

**44.- RG Canyon RAD PACK (5,000.0 points)**

Start #	Athlete	AG	Country				Time	AGR
1 241	Fritz Ferner	M35-39	- DEU	01:06:23	04:41:09	02:56:15	08:50:46	5000.0

**44.- A3 Triathlon (5,000.0 points)**

Start #	Athlete	AG	Country				Time	AGR
1 165	Alessio Morellato	M40-44	- ITA	00:47:51	05:10:03	03:02:28	09:07:06	5000.0

**44.- A.S.D. TRIATHLON TEAM PORDENONE (5,000.0 points)**

Start #	Athlete	AG	Country				Time	AGR
1 211	Elisabetta Villa	F45-49	- ITA	01:08:25	05:33:03	03:10:14	10:00:20	5000.0

**Age Groups - TriClub Results**

**44.- tri.P.coaching (5,000.0 points)**

Start #	Athlete	AG	Country				Time	AGR
1 440	Silvia Weishaeupl	F40-44	- DEU	01:01:10	05:32:58	03:26:28	10:08:58	5000.0

**48.- X3 Team Austria (4,993.4 points)**

Start #	Athlete	AG	Country				Time	AGR
1 181	Roman Seigmann	M45-49	- AUT	00:54:20	04:55:42	03:18:03	09:15:26	4993.4

**49.- Kerberos (4,941.8 points)**

Start #	Athlete	AG	Country				Time	AGR
1 399	Jan Škabrada	M45-49	- CZE	01:00:43	04:57:09	03:14:27	09:19:44	4941.8

**50.- TV Bretten (4,908.4 points)**

Start #	Athlete	AG	Country				Time	AGR
1 296	Thomas Fritsch	M50-54	- DEU	01:06:11	04:57:00	03:20:33	09:35:02	4908.4

**51.- Kraichgau Triathlon e.V. (4,824.0 points)**

Start #	Athlete	AG	Country				Time	AGR
1 434	Juergen Penert	M60-64	- DEU	01:09:33	05:34:03	04:05:35	11:01:23	4824.0

**52.- ASVEL TRIATHLON (4,793.6 points)**

Start #	Athlete	AG	Country				Time	AGR
1 1392	richard genans boiteux	M55-59	- FRA	00:56:13	05:28:28	03:44:49	10:18:24	4793.6

**53.- FC St. Pauli Triathlon (4,791.0 points)**

Start #	Athlete	AG	Country				Time	AGR
1 166	Philipp Rauch	M40-44	- DEU	00:58:07	05:11:32	03:04:42	09:24:31	4791.0

**54.- Herlev Tri & Motion (4,776.6 points)**

Start #	Athlete	AG	Country				Time	AGR
1 161	Søren Furbo	M40-44	- DNK	01:08:41	05:01:02	03:08:09	09:25:43	4776.6

**55.- Team Koach (4,756.6 points)**

Start #	Athlete	AG	Country				Time	AGR
1 122	Edina Jung	F50-54	- CHE	01:05:25	05:36:45	03:35:57	10:27:59	4756.6

**56.- Manchester Triathlon Club (4,750.4 points)**

Start #	Athlete	AG	Country				Time	AGR
1 1166	Andrew Hynes	M45-49	- GBR	01:00:11	04:58:24	03:29:04	09:35:41	4750.4

**57.- NPV Triathlon Team (4,744.2 points)**

Start #	Athlete	AG	Country				Time	AGR
1 264	Tansi Marco	M40-44	- ITA	01:16:35	06:09:44	03:52:18	11:35:19	3221.4
2 1229	Cristiano Toffanin	M45-49	- ITA	01:21:12	06:26:40	05:52:12	14:04:39	1522.8




**58.- Hironnelle Schuttrange (4,738.0 points)**



**Age Groups - TriClub Results**

Start #	Athlete	AG	Country				Time	AGR
1 1387	Christopher Doyle	M55-59	 - CAN	01:10:35	05:29:41	03:31:50	10:23:02	4738.0

**59.- Team Prachtregion (4,732.0 points)**

Start #	Athlete	AG	Country				Time	AGR
1 402	Sebastian Weigel	M45-49	 - DEU	01:08:47	05:05:39	03:13:44	09:37:13	4732.0

**60.- C.E. RAYOTEAM (4,714.8 points)**

Start #	Athlete	AG	Country				Time	AGR
1 1516	Ricard Balagué Cava	M40-44	 - ESP	01:01:29	05:00:18	03:19:49	09:30:52	4714.8

**61.- Wyn Republic (4,714.6 points)**

Start #	Athlete	AG	Country				Time	AGR
1 175	Giles Brook	M45-49	 - GBR	01:03:58	05:01:16	03:26:07	09:38:40	4714.6


**62.- TRILUX (4,699.8 points)**

Start #	Athlete	AG	Country				Time	AGR
1 207	Anja Dziadek	F30-34	 - LUX	01:01:13	05:40:15	03:37:15	10:33:12	4699.8



**63.- De Lommelse Triatleten (4,696.6 points)**

Start #	Athlete	AG	Country				Time	AGR
1 180	Alain Schutjes	M45-49	 - BEL	01:01:25	05:01:18	03:24:43	09:40:10	4696.6





**64.- TSV Jahn Freising 1861 e.V. (4,692.2 points)**

Start #	Athlete	AG	Country				Time	AGR
1 225	Alexander Bleffgen	M30-34	 - DEU	01:06:59	05:08:23	02:55:28	09:19:12	4692.2

**65.- UBS Tri Club (4,681.8 points)**

Start #	Athlete	AG	Country				Time	AGR
1 333	Andreas Adler	M30-34	 - DEU	00:59:16	04:58:58	03:13:46	09:20:04	4681.8

**66.- SC Delphin Ingoldstadt (4,676.4 points)**

Start #	Athlete	AG	Country				Time	AGR
1 262	Kristian Karacic	M40-44	 - DEU	00:57:00	05:05:19	03:21:18	09:34:04	4676.4

**67.- Guemmelei (4,675.6 points)**

Start #	Athlete	AG	Country				Time	AGR
1 159	Selim Cevik	M40-44	 - TUR	01:01:42	04:59:35	03:24:57	09:34:08	4675.6

**68.- Team Icehouse (4,635.6 points)**


Start #	Athlete	AG	Country				Time	AGR
1 441	Katja Stoecker	F35-39	 - DEU	01:18:01	05:23:30	03:28:24	10:20:54	4635.6

**69.- MTG Mannheim Triathlon (4,635.0 points)**

Start #	Athlete	AG	Country				Time	AGR
1 1338	Bernd Schnabel	M50-54	 - DEU	01:03:47	05:05:48	03:39:11	09:57:49	4635.0

**Age Groups - TriClub Results**


**70.- TV Zwiesel (4,624.2 points)**

Start #	Athlete	AG	Country				Time	AGR
1 772	Armin Reif	M30-34	 - DEU	01:06:25	05:08:48	03:02:49	09:24:52	4624.2

**71.- Blue Globe Sports Endurance Team (4,613.4 points)**

Start #	Athlete	AG	Country				Time	AGR
1 1090	Jurgen Vierstraete	M40-44	 - BEL	01:01:36	04:59:42	03:27:23	09:39:19	4613.4

**72.- SC Wiesbaden 1911 e.V. Abteilung Triathlon (4,598.0 points)**

Start #	Athlete	AG	Country				Time	AGR
1 855	Fabian Felix	M35-39	 - DEU	01:05:01	05:03:28	03:09:36	09:24:16	4598.0



**73.- Tri-Geckos Dortmund e.V. (4,589.2 points)**

Start #	Athlete	AG	Country				Time	AGR
1 651	Dean Hagedorn	M25-29	 - DEU	01:08:45	05:00:03	03:15:29	09:31:07	4589.2

**74.- Brander SV Tri Team (4,570.0 points)**

Start #	Athlete	AG	Country				Time	AGR
1 1249	Achim Borgmann	M50-54	 - DEU	01:07:00	05:04:05	03:43:16	10:03:14	4570.0



**75.- Racing Aloha (4,568.0 points)**

Start #	Athlete	AG	Country				Time	AGR
1 209	Christina Paulus	F35-39	 - DEU	01:13:47	05:50:08	03:14:46	10:26:32	4568.0





**76.- TGCBINN (4,551.8 points)**

Start #	Athlete	AG	Country				Time	AGR
1 167	Diego Ribao Rodriguez	M40-44	 - ESP	01:07:19	05:15:38	03:15:08	09:44:27	4551.8

**77.- Hannover 96 Triathlon (4,523.8 points)**

Start #	Athlete	AG	Country				Time	AGR
1 288	Marcus Meyer-Bertram	M45-49	 - DEU	01:11:12	04:58:02	03:36:27	09:54:34	4523.8

**78.- Team Mohrenwirt (4,519.8 points)**

Start #	Athlete	AG	Country				Time	AGR
1 177	Juergen Krenn	M45-49	 - AUT	01:04:23	05:09:52	03:32:02	09:54:54	4519.8

**79.- Cicli Stefanelli Triathlon (4,499.2 points)**

Start #	Athlete	AG	Country				Time	AGR
1 1316	Dino Pavan	M50-54	 - ITA	01:20:14	05:17:36	03:21:20	10:09:08	4499.2

**80.- Team TRION (4,483.2 points)**

Start #	Athlete	AG	Country				Time	AGR
1 775	Javier Rodríguez Carrascal	M30-34	 - ESP	00:56:11	05:04:10	03:26:45	09:36:37	4483.2

**81.- Ferro Mosae (4,468.4 points)**

**Age Groups - TriClub Results**

Start #	Athlete	AG	Country				Time	AGR
1	559 Evelien Ruijters	F35-39	- NLD	01:18:24	05:39:43	03:25:55	10:34:50	4468.4

**82.- HighPeaks Lietuva (4,466.8 points)**

Start #	Athlete	AG	Country				Time	AGR
1	991 Zilvinas Freigofas	M40-44	- LTU	01:13:12	05:40:03	04:09:43	11:14:52	3466.8
2	688 Mantas Barauskas	M30-34	- LTU	01:29:24	07:12:13	05:52:18	14:49:14	1000.0

**83.- SP&O Triatlonteam (4,465.6 points)**

Start #	Athlete	AG	Country				Time	AGR
1	1065 Geert Reyniers	M40-44	- BEL	00:57:05	05:05:24	03:40:59	09:51:38	4465.6

**84.- LG Steinlach-Zollern (4,458.2 points)**

Start #	Athlete	AG	Country				Time	AGR
1	1070 Andreas Scherer	M40-44	- DEU	01:04:44	05:03:25	03:35:53	09:52:15	4458.2

**85.- Dalyan Ruse (4,457.4 points)**

Start #	Athlete	AG	Country				Time	AGR
1	646 Momchil Dimitrov	M25-29	- BGR	01:00:04	05:08:23	03:24:50	09:42:06	4457.4

**86.- Duisburger Schwimmverein von 1898 eV (4,405.2 points)**

Start #	Athlete	AG	Country				Time	AGR
1	876 Florian Kaiser	M35-39	- DEU	00:59:02	05:09:22	03:24:41	09:40:20	4405.2

**87.- Setanta Triathlon Club (4,365.0 points)**

Start #	Athlete	AG	Country				Time	AGR
1	187 Adrian Garvey	M50-54	- IRL	01:11:47	05:25:35	03:31:30	10:20:19	4365.0

**88.- TSV Bayer Dormagen (4,363.0 points)**

Start #	Athlete	AG	Country				Time	AGR
1	200 Frank Priess	M55-59	- DEU	01:06:36	05:24:55	04:10:23	10:54:17	4363.0

**89.- Naonis Tri (4,358.6 points)**

Start #	Athlete	AG	Country				Time	AGR
1	274 Marco Badali	M45-49	- ITA	01:05:00	05:31:21	03:22:33	10:08:20	4358.6

**90.- GT RAT (4,331.4 points)**

Start #	Athlete	AG	Country				Time	AGR
1	942 Michal Wojtylo	M35-39	- POL	01:03:00	05:00:19	03:35:01	09:46:29	4331.4

**91.- TRltonas (4,318.6 points)**

Start #	Athlete	AG	Country				Time	AGR
1	325 Ruta Juškevičute	F25-29	- LTU	01:16:57	06:12:02	03:56:30	11:37:10	4318.6

**92.- SG Niederwangen (4,307.2 points)**

Start #	Athlete	AG	Country				Time	AGR
---------	---------	----	---------	--	--	--	------	-----

**Age Groups - TriClub Results**

**92.- SG Niederwangen (4,307.2 points)**

Start #	Athlete	AG	Country				Time	AGR
1 917	Fabian Rupp	M35-39	- DEU	01:08:59	05:02:43	03:25:45	09:48:30	4307.2

**93.- Team Nissa Triathlon (4,293.6 points)**

Start #	Athlete	AG	Country				Time	AGR
1 700	Jean Andre BRUN	M30-34	- FRA	01:11:26	05:22:14	03:07:59	09:52:25	4293.6

**94.- pewag racing team (4,272.6 points)**

Start #	Athlete	AG	Country				Time	AGR
1 376	Markus Reiter	M40-44	- AUT	01:00:53	05:17:37	03:41:22	10:07:43	4272.6

**95.- LTC Berlin (4,271.6 points)**

Start #	Athlete	AG	Country				Time	AGR
1 832	Oliver Bolm	M35-39	- DEU	01:05:25	05:17:13	03:20:59	09:51:28	4271.6

**96.- TCEC Mainz (4,249.2 points)**

Start #	Athlete	AG	Country				Time	AGR
1 1168	Marco Jessen	M45-49	- DEU	01:07:28	06:14:19	05:09:48	12:44:29	2484.8
2 1275	Christian Hafner	M50-54	- DEU	01:31:18	06:59:39	05:08:45	13:57:02	1764.4

**97.- SG Adelsberg e.V. (4,240.2 points)**

Start #	Athlete	AG	Country				Time	AGR
1 546	Stefanie Zelt	F30-34	- DEU	01:13:26	05:39:28	04:07:04	11:11:30	4240.2

**98.- team-naunheim.de (4,220.4 points)**

Start #	Athlete	AG	Country				Time	AGR
1 737	Jannis Janson	M30-34	- DEU	01:07:51	05:10:22	03:31:18	09:58:31	4220.4

**99.- SK Fuga (4,175.0 points)**

Start #	Athlete	AG	Country				Time	AGR
1 283	Lumir Hlavac	M45-49	- CZE	00:59:07	05:10:25	04:06:33	10:23:38	4175.0

**100.- Tri-Team Heuchelberg (4,171.2 points)**

Start #	Athlete	AG	Country				Time	AGR
1 164	Timo Kubach	M40-44	- DEU	01:13:25	05:10:02	03:40:40	10:16:10	4171.2

**101.- Kult Team Rheinfelden (4,168.6 points)**

Start #	Athlete	AG	Country				Time	AGR
1 253	Stefan Andlauer	M40-44	- DEU	01:00:05	05:16:05	03:51:11	10:16:23	4168.6

**102.- Impuls Triathlon Club BÃ¼lch (4,162.8 points)**

Start #	Athlete	AG	Country				Time	AGR
1 608	Bianca Thönnies	F45-49	- DEU	01:14:10	05:56:43	03:48:20	11:10:06	4162.8

**103.- TripleNorth (4,162.4 points)**

## Age Groups - TriClub Results

Start #	Athlete	AG	Country				Time	AGR
1 677	Mads-Emil Seiergaard	M25-29	- DNK	01:02:28	04:45:32	04:10:16	10:06:41	4162.4

### 104.- Desam.es (4,157.4 points)

Start #	Athlete	AG	Country				Time	AGR
1 256	David Corredor Panadero	M40-44	- ESP	00:56:27	05:01:42	04:09:57	10:17:19	4157.4

### 105.- T3 - Tri Team Traunsee (4,148.2 points)

Start #	Athlete	AG	Country				Time	AGR
1 396	Manfred Schmalzer	M45-49	- AUT	01:07:13	05:13:21	03:55:50	10:25:52	4148.2

### 106.- LC Olympia Wiesbaden e.V. (4,128.6 points)

Start #	Athlete	AG	Country				Time	AGR
1 1214	Dennie-Christian Schellin	M45-49	- DEU	01:07:55	05:26:43	03:43:39	10:27:30	4128.6

### 107.- CLUB TRIATLO SABADELL (4,122.0 points)

Start #	Athlete	AG	Country				Time	AGR
1 276	xavi Castellero	M45-49	- ESP	01:06:42	05:35:32	03:36:17	10:28:03	4122.0

### 108.- Sportshop-Triathlon Team (4,097.6 points)

Start #	Athlete	AG	Country				Time	AGR
1 272	Yong Zhao	M40-44	- CHN	00:54:20	05:25:35	03:54:34	10:22:18	4097.6

### 109.- LSV Ladenburg (4,091.2 points)

Start #	Athlete	AG	Country				Time	AGR
1 185	Frank Erle	M50-54	- DEU	01:15:36	05:14:16	04:05:35	10:43:08	4091.2

### 110.- 3MD (4,089.0 points)

Start #	Athlete	AG	Country				Time	AGR
1 972	Carl-Philippe Delbeke	M40-44	- BEL	00:59:01	05:03:58	04:11:15	10:23:01	4089.0

### 111.- PSV Bonn Triathlon e.V. (4,083.0 points)

Start #	Athlete	AG	Country				Time	AGR
1 329	Inga Radtke	F45-49	- DEU	01:20:29	05:57:07	03:46:34	11:16:45	4083.0

### 112.- REA Card Triathlon Team TuS Griesheim (4,056.8 points)

Start #	Athlete	AG	Country				Time	AGR
1 354	Kevin Klöber	M35-39	- DEU	01:12:43	05:17:44	03:28:28	10:09:22	4056.8

### 113.- Saint GrÃ©goire Triathlon (4,051.4 points)

Start #	Athlete	AG	Country				Time	AGR
1 1170	Arnaud Joly	M45-49	- FRA	01:01:28	05:23:39	03:55:28	10:33:56	4051.4

### 114.- Cobh Triathlon Club (4,050.4 points)

Start #	Athlete	AG	Country				Time	AGR
1 532	Jessica Bruton	F30-34	- IRL	01:09:59	06:18:19	03:46:55	11:27:19	4050.4

**Age Groups - TriClub Results**

**115.- SG Enthe e.V. (4,046.6 points)**

Start #	Athlete	AG	Country				Time	AGR
1 233	Martin Pingel	M30-34	- DEU	01:07:19	04:58:53	03:56:58	10:13:00	4046.6

**116.- Oriental Triatlo (4,023.8 points)**

Start #	Athlete	AG	Country				Time	AGR
1 1522	José Massuça	M50-54	- PRT	01:16:10	05:42:52	03:42:09	10:48:45	4023.8

**117.- BWK Ulm (4,017.2 points)**

Start #	Athlete	AG	Country				Time	AGR
1 1139	Christian Ernst	M45-49	- DEU	01:00:30	05:38:19	03:47:51	10:36:47	4017.2

**118.- Wingman Multisport (4,016.8 points)**

Start #	Athlete	AG	Country				Time	AGR
1 318	Norbert Schröder	M55-59	- DEU	01:04:20	05:39:47	04:27:33	11:23:08	4016.8

**119.- Tri-Team Nettetal (3,921.6 points)**

Start #	Athlete	AG	Country				Time	AGR
1 717	Sven Gerhards	M30-34	- DEU	00:55:56	05:10:34	04:08:44	10:23:25	3921.6

**120.- RMA Triathlon Paris (3,921.2 points)**

Start #	Athlete	AG	Country				Time	AGR
1 1213	Matthieu SARTORIUS	M45-49	- FRA	01:11:45	05:24:38	03:57:09	10:44:47	3921.2

**121.- SSC Karlsruhe (3,890.2 points)**

Start #	Athlete	AG	Country				Time	AGR
1 541	Alessa Schipperges	F30-34	- DEU	01:00:30	05:51:17	04:37:15	11:40:40	3890.2

**122.- MTV Kronberg Triathlon (3,889.2 points)**

Start #	Athlete	AG	Country				Time	AGR
1 544	Julia Theiß	F30-34	- DEU	01:05:08	05:55:08	04:30:50	11:40:45	3889.2

**123.- Grebenstar (3,878.2 points)**

Start #	Athlete	AG	Country				Time	AGR
1 273	Ryhor Zhurauliou	M40-44	- BLR	01:09:48	05:27:40	03:54:43	10:40:35	3878.2

**124.- Tria Basilea (3,877.8 points)**

Start #	Athlete	AG	Country				Time	AGR
1 436	Eric Careau	M40-44	- CAN	01:16:02	05:29:46	03:39:45	10:40:37	3877.8

**125.- Polisportiva Centese ASD (3,868.4 points)**

Start #	Athlete	AG	Country				Time	AGR
1 1136	ANDREA DIRANI	M45-49	- ITA	01:05:40	05:46:24	03:45:54	10:49:11	3868.4

**126.- Triatlon Brugge Team (3,853.2 points)**

**Age Groups - TriClub Results**

Start #	Athlete	AG	Country				Time	AGR
1	712 Lode Engels	M30-34	- BEL	00:59:02	05:20:37	03:46:41	10:29:07	3853.2

**127.- Triathlon Verein Berlin 09 (3,842.0 points)**

Start #	Athlete	AG	Country				Time	AGR
1	228 Marcus Gawlik	M30-34	- DEU	01:09:58	05:42:16	03:30:07	10:30:03	3842.0

**128.- Team BTS Company (3,840.6 points)**

Start #	Athlete	AG	Country				Time	AGR
1	315 Boštjan Jaklic	M55-59	- SVN	01:10:14	05:10:26	05:04:55	11:37:49	3840.6

**129.- Keravnos Strovolou (3,790.8 points)**

Start #	Athlete	AG	Country				Time	AGR
1	1086 Tasos Tseronis	M40-44	- GRC	01:15:43	05:30:01	03:52:11	10:47:52	3790.8

**130.- Peak Tri Club (3,777.2 points)**

Start #	Athlete	AG	Country				Time	AGR
1	1531 Brett Hallam	M30-34	- ZAF	00:52:43	05:22:22	04:09:31	10:35:27	3777.2

**131.- Triathlon Club ZÃ¼rich (3,771.6 points)**

Start #	Athlete	AG	Country				Time	AGR
1	326 Ann-Katrin Kuzmenko	F30-34	- DEU	01:27:14	07:05:00	04:28:44	13:14:10	2768.2
2	856 Michael Fischbach	M35-39	- CHE	01:23:02	07:12:54	05:26:21	14:23:49	1003.4

**132.- Triathlon Wetterau-Friedberg (3,767.8 points)**

Start #	Athlete	AG	Country				Time	AGR
1	1429 Markus Schlosser	M55-59	- DEU	01:23:01	05:51:07	04:19:13	11:43:53	3767.8

**133.- SC Neukirchen 1864 e.V. (3,755.6 points)**

Start #	Athlete	AG	Country				Time	AGR
1	1227 Andreas Stöcklein	M45-49	- DEU	01:11:21	05:38:15	03:55:34	10:58:35	3755.6

**134.- Tri-Runderwear-Team (3,732.2 points)**

Start #	Athlete	AG	Country				Time	AGR
1	639 Jens Boxstaele	M25-29	- BEL	00:59:59	05:06:00	04:27:05	10:42:32	3732.2

**135.- Tri-Team Kaiserstuhl (3,727.8 points)**

Start #	Athlete	AG	Country				Time	AGR
1	922 Markus Schöffler	M35-39	- DEU	01:01:13	05:12:04	04:15:23	10:36:47	3727.8

**136.- ASD OTRÃ TRIATHLON TEAM (3,714.4 points)**

Start #	Athlete	AG	Country				Time	AGR
1	841 Errico Cuomo	M35-39	- ITA	01:25:05	05:12:46	03:49:55	10:37:54	3714.4

**137.- Triathlon Team Vogtland e.V. (3,703.0 points)**

Start #	Athlete	AG	Country				Time	AGR
---------	---------	----	---------	--	--	--	------	-----

**Age Groups - TriClub Results**
**137.- Triathlon Team Vogtland e.V. (3,703.0 points)**

Start #	Athlete	AG	Country				Time	AGR
1 236	Sascha Steiniger	M30-34	- DEU	01:12:24	05:11:48	04:05:34	10:41:38	3703.0

**138.- BSFG Porsche Triathlon (3,679.0 points)**

Start #	Athlete	AG	Country				Time	AGR
1 355	Maximilian Maier	M35-39	- DEU	01:09:30	05:24:30	03:56:15	10:40:51	3679.0

**139.- KALAMOS (3,670.4 points)**

Start #	Athlete	AG	Country				Time	AGR
1 952	Fernando Barrios Tascon	M40-44	- ESP	01:03:03	05:44:11	03:59:44	10:57:54	3670.4

**140.- SRL Triathlon Koblenz (3,668.4 points)**

Start #	Athlete	AG	Country				Time	AGR
1 1187	Daniel Martini-Steinmetz	M45-49	- DEU	01:06:54	05:26:34	04:22:44	11:05:51	3668.4

**141.- EFC-ITC (3,650.6 points)**

Start #	Athlete	AG	Country				Time	AGR
1 277	Stefaan De Clercq	M45-49	- BEL	01:11:01	05:58:10	03:42:56	11:07:20	3650.6

**142.- PSKarlsruhe Triathlon (3,618.0 points)**

Start #	Athlete	AG	Country				Time	AGR
1 871	Hannes Huber	M35-39	- DEU	01:06:00	05:52:10	03:35:51	10:45:56	3618.0

**143.- Team Hypoxicum (3,600.6 points)**

Start #	Athlete	AG	Country				Time	AGR
1 312	Michael Geipel	M55-59	- DEU	01:22:13	06:24:48	03:56:34	11:57:49	3600.6

**144.- TRISTAR Schaffhausen (3,565.0 points)**

Start #	Athlete	AG	Country				Time	AGR
1 939	Daniel Weinmann	M35-39	- DEU	01:07:59	05:26:31	04:06:09	10:50:21	3565.0

**145.- ASV KÄTTLIN Triathlon (3,554.4 points)**

Start #	Athlete	AG	Country				Time	AGR
1 268	Björn Stadtel	M40-44	- DEU	01:23:46	05:48:46	03:43:47	11:07:34	3554.4

**146.- Triathlon Waldfeucht e.V. (3,522.6 points)**

Start #	Athlete	AG	Country				Time	AGR
1 1101	René Wirtz	M40-44	- DEU	01:08:09	05:44:08	04:06:43	11:10:13	3522.6

**147.- Brasschaat Triatlon Club (3,512.6 points)**

Start #	Athlete	AG	Country				Time	AGR
1 934	Yannick Verthongen	M35-39	- BEL	01:15:03	05:48:56	03:35:37	10:54:43	3512.6

**148.- USC Trofaiach (3,488.6 points)**



**Age Groups - TriClub Results**

Start #	Athlete	AG	Country				Time	AGR
1 1264	Michael Fritsch	M50-54	- AUT	01:09:39	05:43:30	04:29:08	11:33:21	3488.6

**149.- Mika training, z.s. (3,486.2 points)**

Start #	Athlete	AG	Country				Time	AGR
1 806	Filip Sykora	M30-34	- CZE	01:22:55	05:46:24	03:38:43	10:59:42	3486.2

**150.- TRI60 GORILLAZ IRONTEAM (3,460.2 points)**

Start #	Athlete	AG	Country				Time	AGR
1 359	Filippo Panella	M35-39	- ITA	01:03:07	05:49:46	03:54:28	10:59:05	3460.2

**151.- Tg TriatlÃ³ Sitges (3,451.0 points)**

Start #	Athlete	AG	Country				Time	AGR
1 904	Borja Parra Albares	M35-39	- ESP	01:07:48	05:47:55	03:51:41	10:59:51	3451.0

**152.- MY Sport Trophy Bike Team (3,416.2 points)**

Start #	Athlete	AG	Country				Time	AGR
1 1167	Philip James	M45-49	- CHE	01:05:23	05:43:42	04:25:19	11:26:52	3416.2

**153.- VFL Waiblingen (3,368.4 points)**

Start #	Athlete	AG	Country				Time	AGR
1 1247	Andreas Blattner	M50-54	- DEU	01:09:28	05:26:55	04:54:45	11:43:22	3368.4

**154.- SC Velo Keller (3,350.2 points)**

Start #	Athlete	AG	Country				Time	AGR
1 417	Richard Schmidt	M50-54	- DEU	01:19:27	06:03:35	04:10:14	11:44:53	3350.2

**155.- TRlevolution Triathlon Team (3,341.4 points)**

Start #	Athlete	AG	Country				Time	AGR
1 549	Letizia di Pietro	F35-39	- ITA	01:16:33	06:20:42	04:20:31	12:08:45	3341.4

**156.- Marathon-Club Eschweiler 1983 e.V. (3,340.8 points)**

Start #	Athlete	AG	Country				Time	AGR
1 861	Markus Gilleßen	M35-39	- DEU	01:11:55	05:30:52	04:13:59	11:09:02	3340.8

**157.- SSF Bonn 1905 e.V. (3,324.2 points)**

Start #	Athlete	AG	Country				Time	AGR
1 1424	Stefan Reifenberg	M55-59	- DEU	01:23:12	05:45:39	04:56:41	12:20:51	3324.2

**158.- Asph Triathlon (3,301.6 points)**

Start #	Athlete	AG	Country				Time	AGR
1 1140	Eric ESTUPINA	M45-49	- FRA	01:11:31	05:51:11	04:18:02	11:36:25	3301.6

**159.- TRIWAWA (3,288.4 points)**

Start #	Athlete	AG	Country				Time	AGR
1 382	Bartosz Dmowski	M45-49	- POL	01:14:07	05:41:00	04:31:24	11:37:31	3288.4

**Age Groups - TriClub Results**
**160.- Cesena Triathlon ASD (3,260.6 points)**

Start #	Athlete	AG	Country				Time	AGR
1 982	Matteo D'Onofrio	M40-44	- ITA	01:04:44	05:58:38	04:17:08	11:32:03	3260.6

**161.- Kauno Triatlono Klubas (3,239.0 points)**

Start #	Athlete	AG	Country				Time	AGR
1 353	Kestutis Kaupas	M35-39	- LTU	01:06:54	05:22:45	04:39:16	11:17:31	3239.0

**162.- Triathlonclub Maastricht (3,228.6 points)**

Start #	Athlete	AG	Country				Time	AGR
1 1206	Raymond Remmen	M45-49	- NLD	01:19:08	05:28:03	04:40:16	11:42:30	3228.6

**163.- 3bike.ch | Tri Team (3,228.2 points)**

Start #	Athlete	AG	Country				Time	AGR
1 332	Reto Mühlebach	M25-29	- CHE	01:07:55	05:34:57	04:31:56	11:24:32	3228.2

**164.- VfL Kaufering Triathlon (3,221.2 points)**

Start #	Athlete	AG	Country				Time	AGR
1 1266	Klaus Gatteringer	M50-54	- DEU	01:07:07	05:41:30	04:53:19	11:55:38	3221.2

**165.- SG Welper (3,201.0 points)**

Start #	Athlete	AG	Country				Time	AGR
1 1479	Roger Zoch	M60-64	- DEU	01:17:21	06:26:56	05:18:54	13:16:38	3201.0

**166.- ASD DE RAN CLAB (3,196.6 points)**

Start #	Athlete	AG	Country				Time	AGR
1 951	Angelo Barone	M40-44	- ITA	00:56:38	05:29:07	05:04:00	11:37:23	3196.6

**167.- Stockholm City Triathlon (3,187.8 points)**

Start #	Athlete	AG	Country				Time	AGR
1 845	Johan Deijfen	M35-39	- SWE	01:17:00	05:43:27	04:10:11	11:21:47	3187.8

**168.- TriaTeam Rodheim (3,185.4 points)**

Start #	Athlete	AG	Country				Time	AGR
1 692	Marc Biedenkapp	M30-34	- DEU	01:03:31	05:50:27	04:20:09	11:24:46	3185.4

**169.- ESOC TRIATHLON CLUB (3,140.2 points)**

Start #	Athlete	AG	Country				Time	AGR
1 1428	Michael Schick	M55-59	- DEU	01:24:35	06:35:26	04:20:47	12:36:11	3140.2

**170.- CapitalTri (3,111.8 points)**




Start #	Athlete	AG	Country				Time	AGR
1 1524	Andrii Pechenyi	M45-49	- UKR	01:22:17	06:20:38	03:54:02	11:52:14	3111.8

**171.- DJK-Singen (3,108.2 points)**

**Age Groups - TriClub Results**

Start #	Athlete	AG	Country				Time	AGR
1 1471	Volker Mussnug	M60-64	 - DEU	01:21:54	06:34:40	05:05:41	13:24:22	3108.2

**172.- Mach3 KÄtlyn e.V. (3,101.8 points)**

Start #	Athlete	AG	Country				Time	AGR
1 1046	Valentin Oellers	M40-44	 - DEU	01:20:36	06:02:12	04:09:02	11:45:17	3101.8

**173.- TSV Gruenwald (3,045.6 points)**

Start #	Athlete	AG	Country				Time	AGR
1 213	Gabriele Geipel	F50-54	 - DEU	01:13:17	06:23:14	05:00:32	12:50:34	3045.6



**174.- Boehnlein Sports Bamberg e.V. (3,034.0 points)**

Start #	Athlete	AG	Country				Time	AGR
1 1530	Alexander Auer	M45-49	 - DEU	01:12:34	05:28:57	05:07:15	11:58:43	3034.0

**175.- SV Ludwigsburg 08 (2,989.6 points)**

Start #	Athlete	AG	Country				Time	AGR
1 1464	Herbert JANEK	M60-64	 - DEU	01:33:03	06:34:23	05:09:24	13:34:15	2989.6

**176.- TV1862 Langen e.V (2,943.0 points)**

Start #	Athlete	AG	Country				Time	AGR
1 628	Jan Söder	M18-24	 - DEU	01:19:56	05:31:32	05:14:58	12:19:16	2943.0

**177.- Triathlon Väst (2,901.8 points)**

Start #	Athlete	AG	Country				Time	AGR
1 1296	Michael Kossenjans	M50-54	 - SWE	01:14:41	05:59:09	04:55:53	12:22:15	2901.8

**178.- TRIDIVISION Triathlon Team (2,892.0 points)**

Start #	Athlete	AG	Country				Time	AGR
1 349	Tomasz Famula	M35-39	 - POL	01:16:59	06:04:33	04:12:40	11:46:26	2892.0





**179.- FM TEAM (2,881.2 points)**

Start #	Athlete	AG	Country				Time	AGR
1 811	Arthur Van Dijck	M30-34	 - BEL	01:14:23	05:48:13	04:37:24	11:50:07	2881.2

**180.- TG 48 Schweinfurt (2,845.4 points)**

Start #	Athlete	AG	Country				Time	AGR
1 524	Vanessa Köllner	F18-24	 - DEU	01:17:16	06:28:09	05:27:17	13:23:37	2845.4

**181.- RSC Gttingen e.V. (2,829.6 points)**

Start #	Athlete	AG	Country				Time	AGR
1 391	Daniel Lösche	M45-49	 - DEU	01:05:36	05:50:22	05:06:55	12:15:45	2829.6

**182.- Team OPTIMUM (2,762.4 points)**

Start #	Athlete	AG	Country				Time	AGR
1 1498	Tim Feuerlein	M35-39	 - DEU	01:20:34	06:02:36	04:20:32	11:57:14	2762.4

**Age Groups - TriClub Results**
**183.- yoUAreMAN (2,743.4 points)**

Start #	Athlete	AG	Country				Time	AGR
1 854	Andrii Fedosenko	M35-39	- UKR	01:21:49	05:48:37	04:37:02	11:58:49	2743.4

**184.- Vallentuna Cykelklubb (2,739.4 points)**

Start #	Athlete	AG	Country				Time	AGR
1 1405	Per Killiner	M55-59	- SWE	01:29:27	06:11:27	05:09:56	13:09:35	2739.4

**185.- Sharks triathlon (BE) (2,572.6 points)**

Start #	Athlete	AG	Country				Time	AGR
1 1452	Jean-Luc Bastien	M60-64	- BEL	01:38:05	06:35:32	05:39:42	14:09:00	2572.6

**186.- Randers Freja Triathlon (2,546.4 points)**

Start #	Athlete	AG	Country				Time	AGR
1 576	Christina Bradley	F45-49	- DNK	01:22:53	06:44:47	05:01:24	13:24:48	2546.4

**187.- SV Teuto Riesenbeck (2,499.2 points)**

Start #	Athlete	AG	Country				Time	AGR
1 1268	Jürgen Giesecke	M50-54	- DEU	01:18:45	05:42:12	05:38:56	12:55:48	2499.2

**188.- Maadi Athletes (2,474.8 points)**

Start #	Athlete	AG	Country				Time	AGR
1 1119	Yan Bechet	M45-49	- FRA	01:22:54	06:02:35	05:07:17	12:45:19	2474.8

**189.- Garbsener SC (2,460.8 points)**

Start #	Athlete	AG	Country				Time	AGR
1 589	Anja Seidel	F50-54	- DEU	01:34:38	06:31:05	05:20:34	13:39:18	2460.8

**190.- WSV 21 Wolfenbüttel (2,450.8 points)**

Start #	Athlete	AG	Country				Time	AGR
1 422	Jörg Alex	M55-59	- DEU	01:15:34	06:49:44	05:14:41	13:33:38	2450.8

**191.- SV TRICITY Darmstadt (2,376.2 points)**

Start #	Athlete	AG	Country				Time	AGR
1 103	Willi Zimmermann	M65-69	- DEU	01:18:55	06:59:28	06:28:07	15:01:36	2376.2

**192.- BASE Performance Team (2,337.8 points)**

Start #	Athlete	AG	Country				Time	AGR
1 1363	Ken Wetherill	M50-54	- USA	01:08:55	06:29:21	05:13:21	13:09:15	2337.8

**193.- ALV Mainz (2,329.8 points)**

Start #	Athlete	AG	Country				Time	AGR
1 953	Christian Becker	M40-44	- DEU	01:26:16	06:34:01	04:30:10	12:49:37	2329.8

**194.- SKV MÄpfelden 1879 e.V. (2,298.2 points)**

**Age Groups - TriClub Results**

Start #	Athlete	AG	Country				Time	AGR
1 1058	Tomi Räsänen	M40-44	- FIN	01:28:29	06:31:26	04:37:24	12:52:15	2298.2

**195.- Kiwami Racing Team (2,268.8 points)**

Start #	Athlete	AG	Country				Time	AGR
1 773	John Richter	M30-34	- DEU	01:23:13		04:40:01	12:41:09	2268.8

**196.- Team Tricamp (2,241.0 points)**

Start #	Athlete	AG	Country				Time	AGR
1 1408	Stefan Lenhart	M40-44	- DEU	01:18:33	06:37:43	04:45:28	12:57:01	2241.0

**197.- TRIBU TRIATHLON TEAM (2,203.4 points)**

Start #	Athlete	AG	Country				Time	AGR
1 1080	Luis Miguel Suito	M40-44	- PER	01:18:00	06:09:32	05:16:40	13:00:09	2203.4

**198.- Prestigio Realiz Team BA (2,175.2 points)**

Start #	Athlete	AG	Country				Time	AGR
1 263	Rudolf Kruty	M40-44	- SVK	01:13:57	06:18:26	05:11:16	13:02:30	2175.2

**199.- Team GDT (2,127.0 points)**

Start #	Athlete	AG	Country				Time	AGR
1 297	Ronald Lakitsch	M50-54	- AUT	01:19:05	06:29:36	05:24:13	13:26:49	2127.0

**200.- Blackwater Triathlon Club (2,081.0 points)**

Start #	Athlete	AG	Country				Time	AGR
1 1543	Paul Darby	M35-39	- GBR	01:19:51	06:37:43	04:35:36	12:54:01	2081.0

**201.- RadStrong Tri (1,970.2 points)**

Start #	Athlete	AG	Country				Time	AGR
1 1504	Kaustubh Radkar	M35-39	- IND	00:52:57	06:21:05	05:35:15	13:03:15	1970.2

**202.- Tri-Turtles Friedrichsthal e.V. (1,967.6 points)**

Start #	Athlete	AG	Country				Time	AGR
1 588	Ulrike Samsel	F50-54	- DEU	01:36:05	06:56:56	05:29:39	14:20:24	1967.6

**203.- /tri club denmark (1,922.0 points)**

Start #	Athlete	AG	Country				Time	AGR
1 1051	Michael Pitzner	M40-44	- DNK	01:24:25	06:14:20	05:26:58	13:23:36	1922.0

**204.- Marathon MÃ¼lheim (1,918.0 points)**

Start #	Athlete	AG	Country				Time	AGR
1 1364	Andreas Weymann	M50-54	- DEU	01:28:25	06:14:33	05:43:59	13:44:14	1918.0

**205.- Mastria53 (1,914.6 points)**

Start #	Athlete	AG	Country				Time	AGR
1 311	Pascal Durand	M55-59	- FRA	01:09:26	06:08:57	06:39:09	14:18:19	1914.6

**Age Groups - TriClub Results**

**206.- Total Tri Training (1,769.2 points)**

Start #	Athlete	AG	Country				Time	AGR
1 1314	Paul Nicholls	M50-54	 - GBR		06:30:27	05:38:43	13:56:38	1769.2

**207.- CRV LYON TRIATHLON (1,737.0 points)**

Start #	Athlete	AG	Country				Time	AGR	
1 331	Louis du Pré de Saint-Maur	M25-29	 - FRA		01:14:53	06:42:41	05:21:12	13:28:48	1737.0

**208.- Team WattsUp (1,736.8 points)**

Start #	Athlete	AG	Country				Time	AGR	
1 796	Michael Slein	M30-34	 - IRL		01:39:55	06:50:49	04:40:08	13:25:29	1736.8

**209.- PSV BrÃ¼hl Triathlon Team (1,673.8 points)**

Start #	Athlete	AG	Country				Time	AGR	
1 1141	Joachim Euteneuer	M45-49	 - DEU		01:16:49	06:31:33	05:48:55	13:52:04	1673.8

**210.- Team Trainiac (1,660.4 points)**

Start #	Athlete	AG	Country				Time	AGR	
1 812	Ronnie Venemann	M30-34	 - NLD		01:43:01	06:34:08	04:56:43	13:31:51	1660.4

**211.- Issy Triathlon (1,303.0 points)**

Start #	Athlete	AG	Country				Time	AGR	
1 328	Lenaic Donart	F45-49	 - FRA		01:33:04	07:35:54	05:40:41	15:08:25	1303.0

**212.- TriSport Erding e.V. (1,239.8 points)**

Start #	Athlete	AG	Country				Time	AGR	
1 102	Arnd Zabka	M50-54	 - DEU		01:12:25	06:16:52	06:51:54	14:40:45	1239.8

**213.- Mid Sussex Triathlon Club (1,189.2 points)**

Start #	Athlete	AG	Country				Time	AGR	
1 1493	Douglas MacTaggart	M50-54	 - GBR		01:23:34	06:13:21	06:54:30	14:44:58	1189.2

**214.- Energy Team (1,083.2 points)**

Start #	Athlete	AG	Country				Time	AGR	
1 1260	Vaclav Dvoracek	M50-54	 - CZE		01:39:32	07:13:26	05:40:36	14:53:48	1083.2

**215.- athlone tri club (1,000.0 points)**

Start #	Athlete	AG	Country				Time	AGR	
1 985	Ambrose Duggan	M40-44	 - IRL		01:25:52	07:10:24	05:59:30	14:55:37	1000.0