



# Welcome

Capital Area Association  
Of Volleyball Officials  
~ Clinic #1 ~

Clinician: Kelli Hart

Email: [kellivbref@hotmail.com](mailto:kellivbref@hotmail.com)



# Agenda

- What Do I Need?
- Pre-Match/Tournament Procedures/Checklist
- The Court
- Acceptable Behavior
- Common Alignments
- Practicing Basic Mechanics
- Ball Handling
- Net and Court Situations
- Working with Your Partner
- Reminders
- Questions?



# Pre-Match/Tournament Procedures

- Officials in proper uniform & has required officiating tools – (see CAAVO website.)
- Arrive on court in uniform at least 45 minutes early
- Check in with Site Director or Athletic Director





# Pre-Match/Tournament Checklist

- Check net height, antennas, ball pressure, referee stand and padding
- Check Ground Rules:
  - Court markings
  - Playable areas
  - Overhead obstructions
- Scorekeepers' table and supplies
- Locate support team/work crew
- R1 and R2 introduce themselves to coaches and provide name and MHSAA ID number.





# Pre-Match- Coach/Captain's Meeting

- Coaches and Captains Introduction
  - Keep it short and sweet
- Official's Introduction
- Ground Rules:
  - Court markings
  - Playable areas
  - Overhead obstructions
- Legal Uniforms
- No Jewelry, etc.
- Sportsmanship
- Match Format
- Partner Additions?





# Pre-Match- Coach/Captain's Meeting

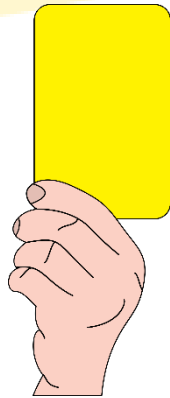
- Coin Flip
  - Home team has chosen their bench
  - Visitor calls the coin toss
    - 5<sup>th</sup> set (home team calls)
  - Serve or receive
    - 5<sup>th</sup> set (service, receive, or side)
- Warm ups
  - 5 four minute sessions
  - 1<sup>st</sup> four shared
  - Home team then visitor alternate
- Any Questions?





# The Court Belongs to You

- Your responsibilities
  - Scanning
  - Bench/Coach Awareness
  - Fan Behavior



- Acceptable Behavior
  - Athletes and Coaches
  - Officials
  - [Player's Yellow Card](#) - Video





# Common Alignments

- [Overlaps and Alignments](#) – Video







# Basic Mechanics

## Signal Sequence

Whistle...

“Tweet! We are going  
THIS way, because  
THIS happened.”

Action...



Fault



# Basic Mechanics – Let's Do It!

- Call for Captains
- Beckon for Serve
- Illegal Serve
  - Time – 5 seconds
  - Foot Fault
- Net Fault
- In, Out, Touch
- Time Out/Official's Time Out
- Substitution
  - 1 request per team per dead ball for substitution(s)
  - Multiple substitutions: made in succession one sub after another in sub zone
- Give Court Back to R1



Let's Take a Short Break!



# Ball Handling

[Illegal or Legal Contact? - Video](#)





# Blocking

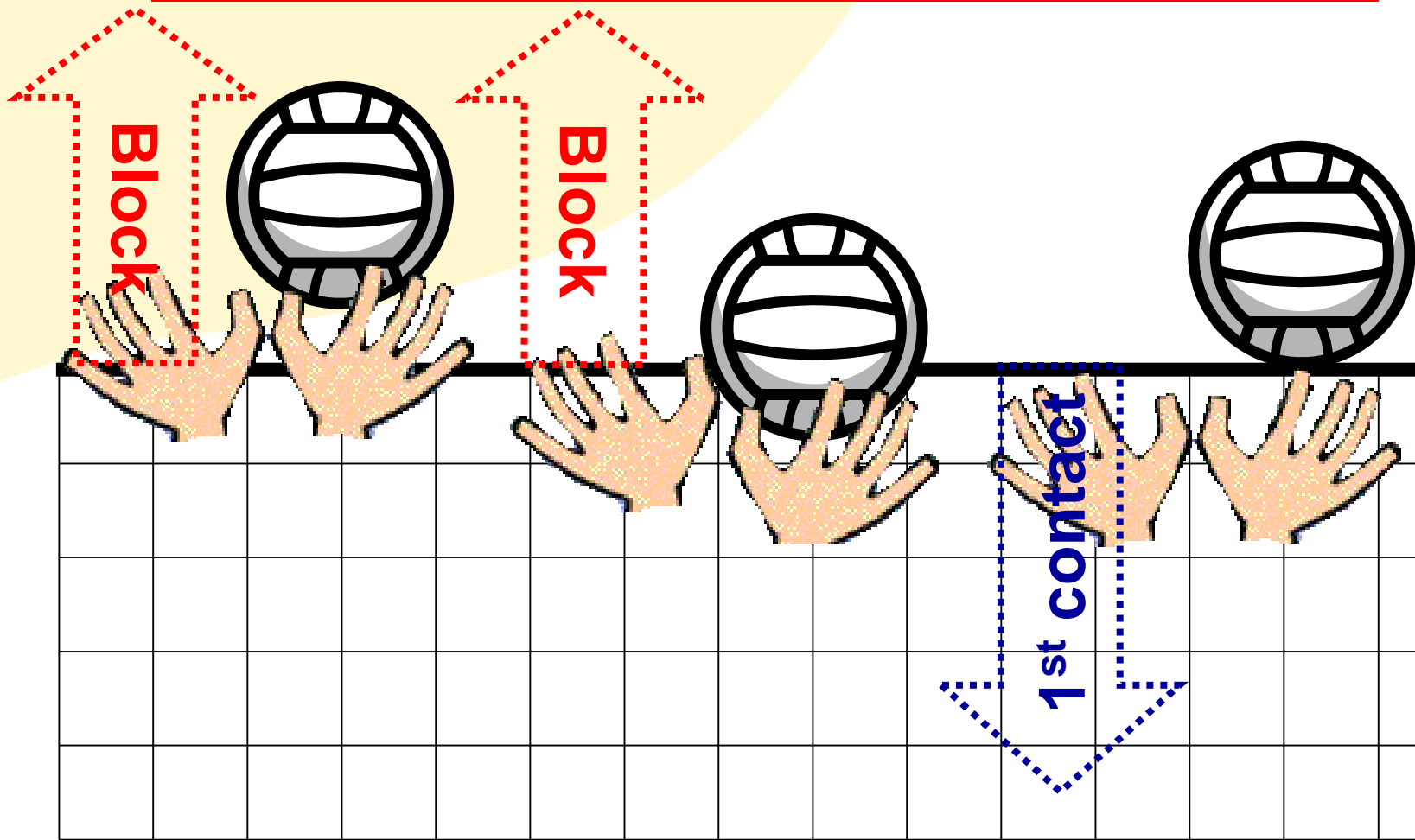
Definition (3 requirements):

close to net

body part higher than net

intercept ball from opponent's side

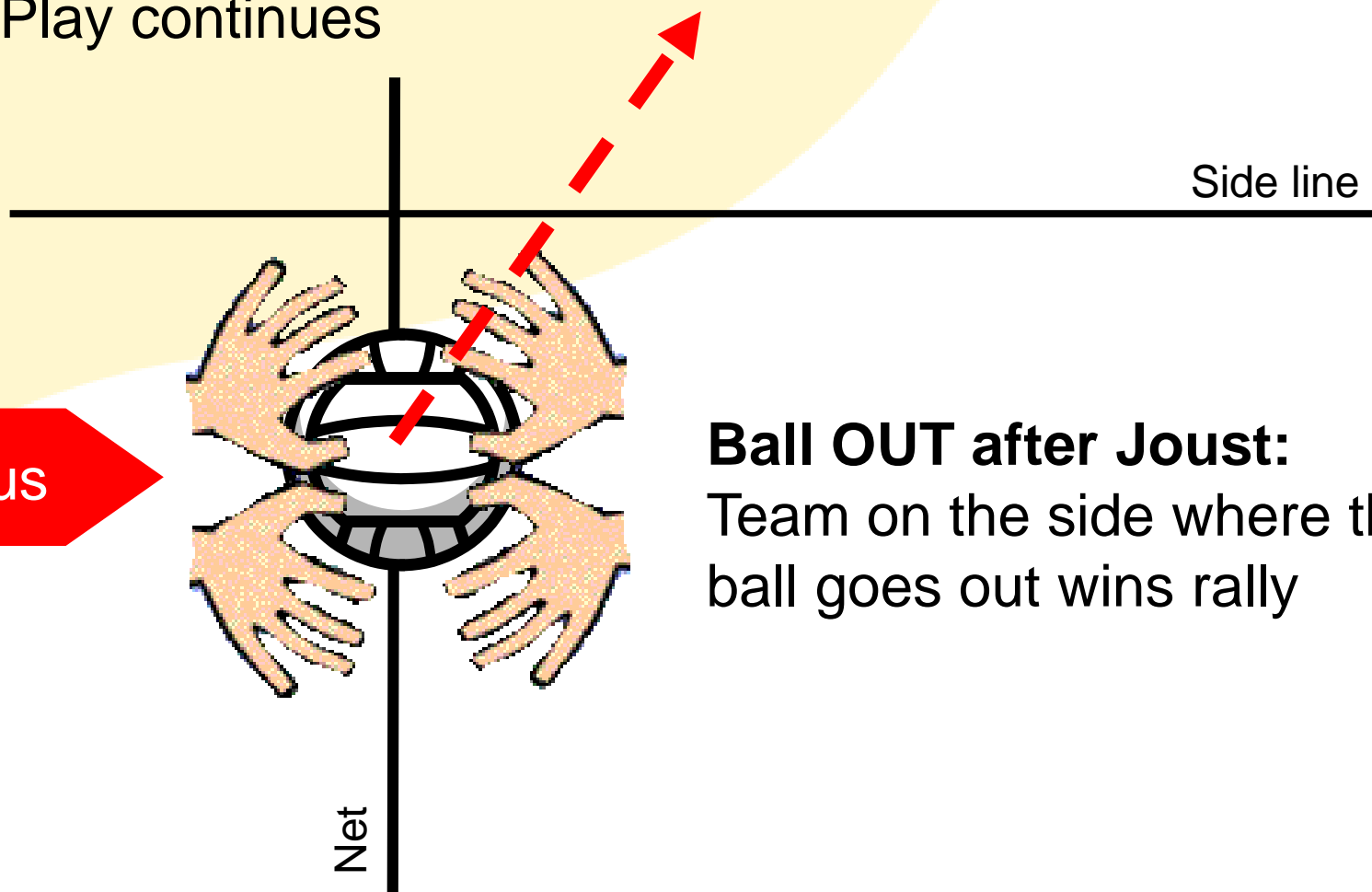
Position of *body* (not the ball) at time of contact





# Joust will still be “play on”

**Ball IN after Joust:**  
Play continues



**Ball OUT after Joust:**  
Team on the side where the ball goes out wins rally



# Blood Situations

**Stop** play for blood on:

Player

Uniform

Equipment (e.g. ball, knee pads, floor)


**Clean-up** equipment:

Event Administration, NOT YOU

**Change** bloodied uniform:

Quickly change uniform or Substitute

New number (no duplicates), similar color/style







# Working With Your Partners



# Protect Your Crew!

- 1<sup>st</sup> and 2<sup>nd</sup> Referee
- Scorers
- Line Judges




# End of Match Procedures

- Verify Scoresheets:
  - Correct team winning?
  - Correct score?
  - Initial scoresheet and provide your MHSAA number
- Post-Match Debrief
  - R1, R2, line judges



# Reminders

- Honor Assignments (they are contracts!)
- Be Approachable
- Arbiter Best Practices
- Scorers, Libero Trackers, and Line Judges are supposed to be secured and trained by the host school. Verify that they exist.
- Mastering Officials Mechanics – Professionalism, knowledge of rules and mechanics





# Websites

- [caavo.org](http://caavo.org)
- [ArbiterSports.com](http://ArbiterSports.com)
  - ArbiterPay

And always remember ...

**YOU ARE NOT ALONE!**