

Changing Video Audience in Full Event Video

Updated 1 year ago

GameChanger

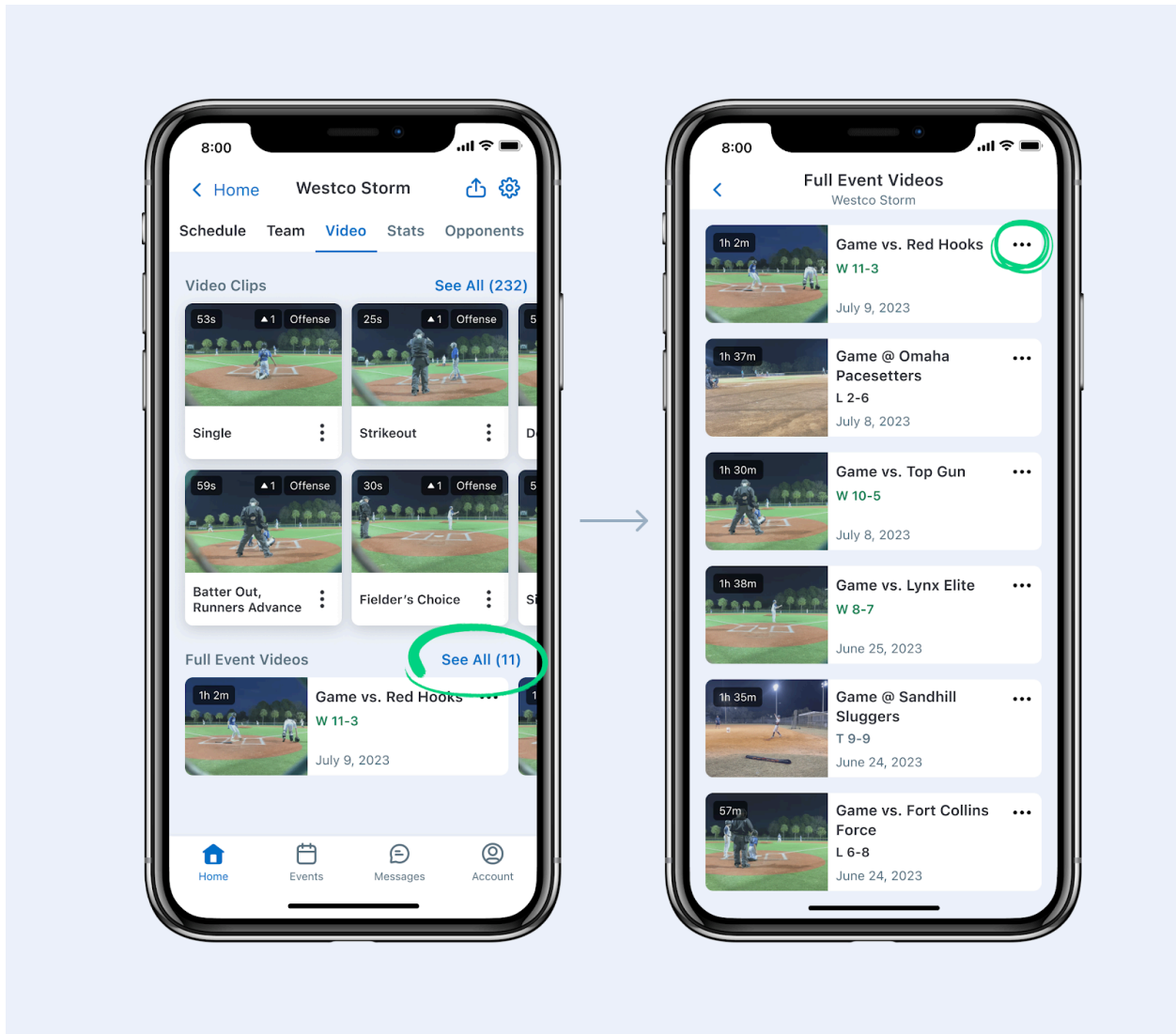
- > Live Streaming
- > Stream Settings

Contents

Need to update your video audience? Team Staff members have the ability to change the video audience of a **Full Event Video** in the team Video tab after an event has been streamed live.

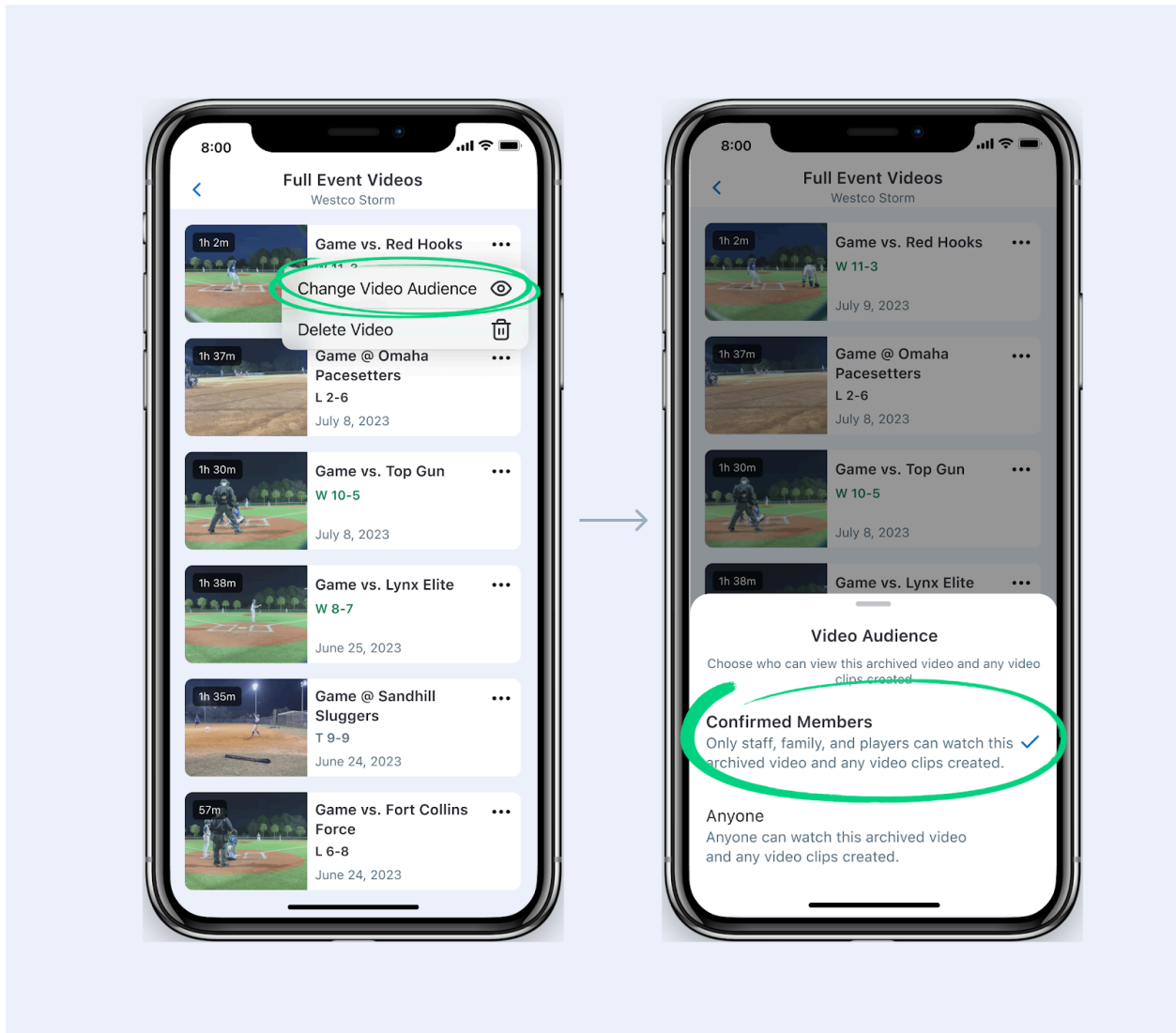
1. Select your team.
2. Tap the **Video** tab and scroll down to the **Full Event Videos**.
3. Tap **See All** to access the full list of videos.






4. Locate the appropriate video, and tap the “...” more icon on the top right corner of the video block.

5. Tap **Change Video Audience**.



6. Tap on the Video Audience level you wish the video to have. The current level will have a blue ✓
7. Once done, tap outside of the pop-up window, and the changes are saved.

Did you find this helpful?



Need Additional Help?

Here are a few more resources to get you back in the game.



GameChanger Users

Ask our Community on Facebook



GameChanger Basketball

Ask our Basketball community on Facebook.



GameChanger on Reddit

Ask our user community on Reddit.



Contact Support

Our support team is ready to assist.



124 East 14th Street
17th Floor
New York, NY 10003

SPORTS

- Baseball
- Softball
- Basketball
- Volleyball
- Soccer
- Lacrosse
- Hockey
- Football
- All Others


PRODUCT

- Live Video
- Leagues & Tourneys
- Fan Pricing
- Download the App

RESOURCES

- Content Hub
- GC University
- Tech Blog
- Support
- App Status


COMPANY

- About
- Careers 
- Advertise
- The Press Box
- GC of the Year

[Privacy](#)

[Terms](#)

[CA Disclosures](#)

Your Privacy Choices  

©GameChanger Media, Inc. All Rights Reserved.

US Patent Nos. 8,731,458 and 9,393,485.



GameChanger is a proud member of the DICK'S Sporting Goods Family.