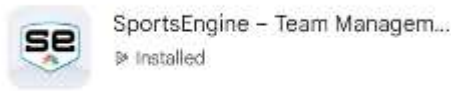



How to request to be added to a team in the SportsEngine mobile app.

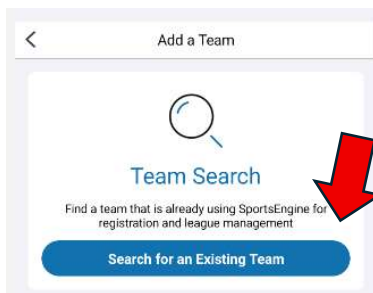
1. Download the SportsEngine app from your app store.



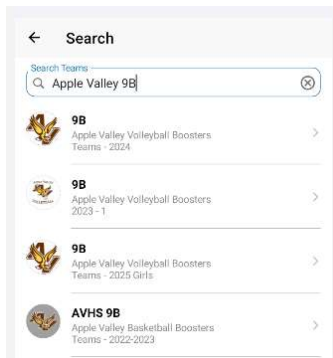
2. Open the SportsEngine app.
3. Select "Add Team"



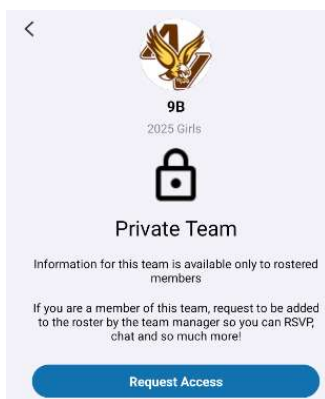
4. Select "Team Search"



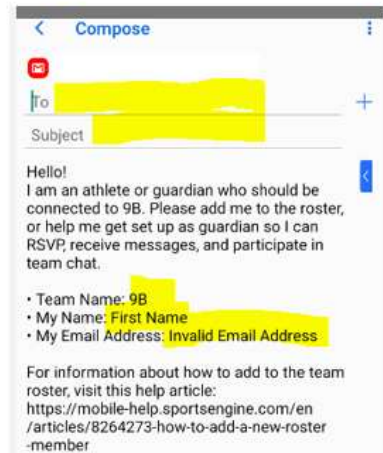
5. Type 'Apple Valley team'



6. Request access



7. Select to send request as an email



8. Fill in Sent to: applevalleyvb@gmail.com

9. Fill in Subject: Team Access

10. Include:

- a. Team
- b. Your name
- c. Your email

Please allow a day or two to grant access.