

4v4 GRASSROOTS COACHING LICENSE COURSE REGISTRATION & PAYMENT

Register

Go to: <https://www.calsouth.com/coaching-ed/4v4-license/>

Review the process and complete the registration. At the end you should be prompted to logout.

Within a few minutes, you should receive an email confirming your registration and informing you of the next steps.


Within a day or two, you should receive an email from coachinged@calsouth.com asking you to complete registration and complete the payment of \$15.

LBYSO will reimburse the fee once you complete the course.

The email from Cal South will instruct you to log into your Cal South account. Instructions continued next page.

Login to Cal South Dashboard

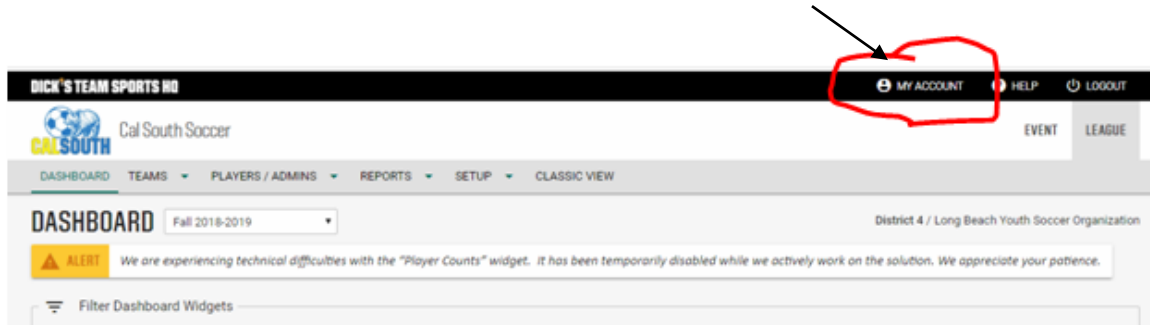
After you receive the email from CoachingEd@calsouth.com, a link in the email takes you to the Cal South login or go directly to this [link to register and create a login](#), if needed.



The image shows the Cal South Soccer Login page. At the top is the Cal South logo. Below it is the text "Cal South Soccer Login". There are two input fields: "Enter your username" and "Enter your password". Below the password field is a green "LOGIN" button.

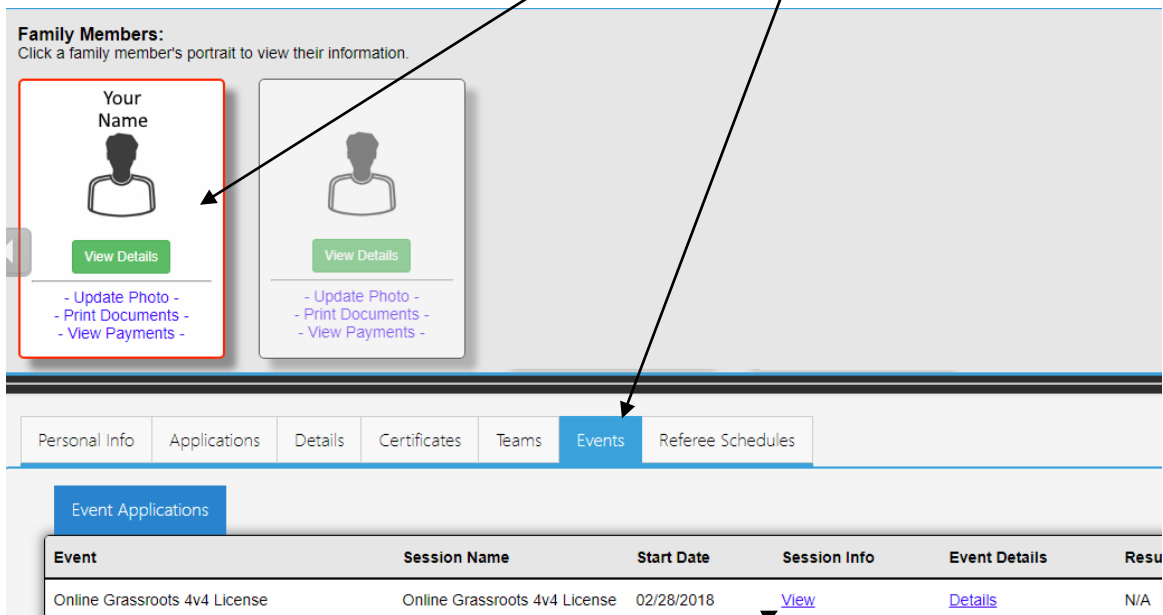
You will need your Cal South username and password.

After logging in, your Dashboard should appear. Click on MY ACCOUNT



The image shows a screenshot of the Cal South Soccer dashboard. The top navigation bar includes "DICK'S TEAM SPORTS HQ", "MY ACCOUNT", "HELP", and "LOGOUT". The "MY ACCOUNT" link is circled in red. Below the navigation bar is the Cal South Soccer logo and a navigation menu with "DASHBOARD", "TEAMS", "PLAYERS / ADMINS", "REPORTS", "SETUP", and "CLASSIC VIEW". The main content area shows "DASHBOARD" for "Fall 2018-2019" and "District 4 / Long Beach Youth Soccer Organization". There is an alert message about technical difficulties with the "Player Counts" widget.

Under **Family Members**, click the box with your name and then **Events**



The image shows a screenshot of the "Family Members" section. It displays two family member profiles, each with a "View Details" button and a list of actions: "- Update Photo -", "- Print Documents -", and "- View Payments -". Below this is a navigation bar with tabs: "Personal Info", "Applications", "Details", "Certificates", "Teams", "Events", and "Referee Schedules". The "Events" tab is selected. Below the navigation bar is a table titled "Event Applications".

Event	Session Name	Start Date	Session Info	Event Details	Resu
Online Grassroots 4v4 License	Online Grassroots 4v4 License	02/28/2018	View	Details	N/A

On the line for Online Grassroots 4v4 License, click **View**

After clicking **View**, the Applicant Detail window opens.

Then click the Order # to open the payment window.

Applicant Detail

Contact Information	Applicant	Submit By Information
Home: Work: Cell: Email: Edit	Custom Info Details	

Application Status Information

Application Name	Event Name	Register Date	Private Status	Posted Status
	Online Grassroots 4v4 License View ELA Log	8/10/2018	Accepted	Accepted

Payment Information

Order #	Fee	Qty	Amount	Auth	Paid	Paid Type	Date	Status
2-4460935	InternalAdjustFee	1	\$15.00	\$0.00	\$0.00	Other	8/13/2018 8:35 AM	New Order
2-4460935	Interest in taking the 4v4 Online, Online Grassroots 4v4 License	1	\$0.00	\$0.00	\$0.00	Other	8/10/2018 11:55 PM	New Order
			\$15.00	\$0.00	\$0.00	n/a		Due: \$15.00

Current Registered Event

Event Name	Location	Start Date	End Date	Primary Contact	Attendee List
Online Grassroots 4v4 License	Online	2/28/2018	12/31/2018	Education, Coaching	Not Viewable

Complete your registration in the payment window.

Payment / Order Detail

Status	Order #: 2-4460935	Status: Open																
	Order Date: 8/10/2018 11:55:29 PM	Status Reason: New Order																
Ship To	Name:	...																
	Address1:																	
	City/State/Zip:																	
	Country:																	
	W#: H#:																	
Payments	<table border="1"> <thead> <tr> <th>Method</th> <th>Type</th> <th>Chk#/CC#</th> <th>Exp.</th> <th>Status</th> <th>Auth.</th> <th>App. To Order</th> </tr> </thead> <tbody> <tr> <td colspan="6">Applied Total:</td> <td>0.00</td> </tr> </tbody> </table>		Method	Type	Chk#/CC#	Exp.	Status	Auth.	App. To Order	Applied Total:						0.00		
	Method	Type	Chk#/CC#	Exp.	Status	Auth.	App. To Order											
Applied Total:						0.00												
Items Ordered	<table border="1"> <thead> <tr> <th>Product</th> <th>Promo Code</th> <th>Qty</th> <th>Price*Qty</th> </tr> </thead> <tbody> <tr> <td>✓ 4v4 Online Course Registration</td> <td></td> <td>1</td> <td>15.00 cancel</td> </tr> <tr> <td>✓ Interest in taking the 4v4 Online, Online Grassroots 4v4 License</td> <td></td> <td>1</td> <td>0.00 cancel</td> </tr> <tr> <td colspan="4"><input type="button" value="Add More Products to Order"/></td> </tr> </tbody> </table>		Product	Promo Code	Qty	Price*Qty	✓ 4v4 Online Course Registration		1	15.00 cancel	✓ Interest in taking the 4v4 Online, Online Grassroots 4v4 License		1	0.00 cancel	<input type="button" value="Add More Products to Order"/>			
	Product	Promo Code	Qty	Price*Qty														
	✓ 4v4 Online Course Registration		1	15.00 cancel														
	✓ Interest in taking the 4v4 Online, Online Grassroots 4v4 License		1	0.00 cancel														
<input type="button" value="Add More Products to Order"/>																		
2 item(s) totaling:		15.00																
Order Total:		15.00																
Total Due:		15.00																
o Order	Payment will be applied to all products checked above. Payment Method* <input type="text" value="Choose One"/>																	

Online Course Code

After you complete payment, you will receive another email from CoachingEd@calsouth.com. It might take until the next business day.

The email will contain a discount code and a link to guide you through the remaining steps.