

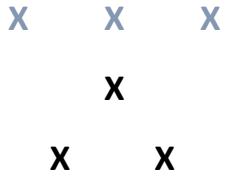


Team Formations for Match Play – Master 2 Systems of Play

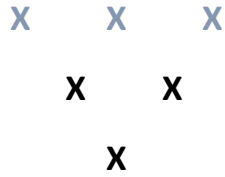
*Goal Keeper is a very important part of defending but also in how we attack. Not included below in the formations but a vital part in how we keep the ball and must have the same skill sets as the field players.

7v7 Formations

3-1-2

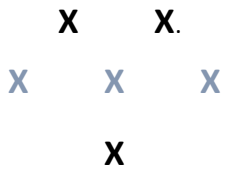


3-2-1

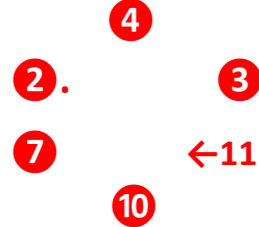


←The line of 3 is where the strength is

2-3-1



1-2-2-1




←1-2-2-1 Preferred System

←If 2 has the ball then 11 must rotate to the middle to develop shape and be an option so we can possess


*Preferred system translates best to the 11v11 Formation of 4-1-2-3. Same 3 man midfield and forward lines.

9v9 Formations


3-3-2




3-4-1



2-4-2



2-1-2-3



←2-1-2-3 Preferred System.


*Preferred System translates best to the 11v11 Formation of 4-1-2-3. Same 3 man midfield and forward lines. However, most teams will prefer a 3 back formation.





11v11 Formations

4-4-2




5-3-2




← Preferred Defensive system 5-3-2


3-1-4-2




3-2-3-2




4-2-3-1




4-2-1-3



4-1-4-1



4-1-2-3



← RAGE Preferred Systems is 4-1-2-3(4-3-3)

← RAGE 4-1-4-1 Defensive System

*The defensive system 4-1-4-1 to close out a game when we are winning a close game or as a system of play to if it is felt we need to be more defensive.





Reading RAGE SC teams strive to play a style of soccer based on purposeful possession using quick ball and player movement. Our goal is to create an environment for creativity to flourish with players having the freedom to express themselves and to provide solutions to opponent's defense. Defensively our teams will be tactically organized with the ability to transition quickly to the counter attack and keeping possession of the ball.

Role Definitions 1-4-3-3/1-4-2-3-1 → Desired System 1-4-1-2-3

#1 Goalkeeper

When we have the ball

- On the edge of your box ready for any long balls over the top if we lose possession.
- Always ask for the ball if your teammate is facing you and is under pressure so we can play out of the pressure or clear the ball.
- We want to play out of the back so can you find one of your center backs or full backs further up the field with a throw/pass or your holding midfielders if they are on (have to be 100% sure when playing holding midfielder).
- If you are under pressure it goes long, safety first when high pressure is applied.
- Ensure back four get up to half way line when we are attacking in the opposing teams defensive third to close gaps.
- Constant communication to your back four to keep you and them focused.

When we don't have the ball

- Communicating consistently and loud so they can hear you organizing them.
- Ensure we always have our shape and that we have numbers up when defending. Pay attention to weak side when ball is in wide areas to ensure full backs are not out-numbered if ball gets crossed.
- Clear, precise early calls for defenders such as "keepers" when you come for the ball, "away" when you don't. "Time", "man on" should come from field players but you can help with this.
- From set pieces get the team organized quickly and into the positions they have been assigned by the coaches so we are prepared for anything taken quickly. Own your six yard box, come and get the ball when you can as it builds confidence through the team

Desired Impact on the game

- Shut-outs and lots of them! Pride yourself on not conceding goals. You should be annoyed and ask questions of yourself and your teammates when we do concede a goal, look for answers, learn and move on quickly.
- Do NOT give up soft goals. They demoralize a team so make the opposition work to earn their goals.
- Make the saves you're supposed to make; now and again, the saves you're not supposed to make. They lift a team.
- Be a leader and demand the respect of your players by being vocal as they will listen to ensure we accomplish our goal of becoming a very difficult team to score against.





Role Definitions 1-4-3-3/1-4-2-3-1 → Desired System 1-4-1-2-3

#2 Right Back & #3 Left Back

When we have the ball

- When we are playing out of the back you should be as high and as wide as possible. Let the center backs get the ball from the GK and if they are pressured then our GK can find you with a longer pass in the air or you can receive off of center back/holding midfielder higher up the field.
- Must connect passes in defensive/middle thirds of the field. CANNOT give the ball away cheaply as we will be punished against quality opposition.
- You are an attacking player when we have the ball, especially when the ball is on your side but ideally both full backs are getting forward when possible.
- Vary your runs. Overlap the wide forward player on your side, run inside the forward player at times, get into the space in wide area of the field when they drift inside, support behind and be in a position to deliver ball into the box or switch play at the very least.

When we don't have the ball

- Win your 1 v 1 battles with their wide players. Don't allow yourself to get beat, stay on your feet and be patient.
- Try to channel inside to where we have numbers and channel outside away from our goal when they get in and around our box.
- Win your headers and NEVER let the ball bounce.
- Stay compact and stay connected with the center back on your side to eliminate big gaps between the back four.
- When the opposing team have time on the ball drop as a unit to eliminate space in behind. When we have pressure on the ball or they play a negative pass step up and push everyone in front of you up to apply pressure and ensure we close gaps.
- If a center back gets dragged out of position get compact and become a back three and force opposition to play wide to allow us time to get shape back.
- When ball is on opposite side and opposite full back is pressuring the ball stay connected with center back on your side. Keep an eye on players behind you as they will be the least dangerous player due to the fact the ball must travel a significant distance, which will give you time to react and win ball/apply pressure.

Desired impact on game

- Do NOT give the ball away in our defensive third as we will get punished.
- Limit through balls to split you and the center back you are playing next to or ball over the top that allows your player to get in on goal/get to end line.
- Get into attacking third at least 5 to 6 times a half and put quality balls into the box or create space for our forwards with your runs.
- Support forwards/midfielders so we can switch point of attack or play back.





Role Definitions 1-4-3-3/1-4-2-3-1 → Desired System 1-4-1-2-3

#4 & #5 Center Backs

When we have the ball

- We want to build from the back so get wide when keeper has the ball so he/she can find you. If you are not on, you will have created space for the holding mid to come and get it from our keeper.
- Pass with pace and accuracy, do NOT give the ball away in our defensive third
- If it has to go long at times then so be it, safety first when under pressure.
- Push the back line up when we are attacking, consistent communication & be loud
- Always ensure we have one holding mid when we attack to slow down any counter attack. If opposition keep numbers forward when we have the ball, keep one of your full backs at home. We should have one more defender than they have attacker.

When we don't have the ball

- You must be leaders on the team both vocally and by your actions on the field
- Organize your back four and midfielders in front of you to ensure we have our shape which consists of two lines, def back four and midfield 5. This will make us difficult to play through or in behind. Lines are taken off the amount of pressure we have on the ball/do not have on the ball, 1) drop when the opposing players have time on the ball, 2) step up when we have pressure and their head is down/play negative pass
- Ensure the full back & center back you are playing next to stay connected with you at all times.
- Win your headers & tackles. Ball should never bounce or get in behind you by misjudging the flight. You can always come on to the ball but going backwards to defend means we are in trouble
- Look to intercept passes to forwards feet. If you can't, stand up and be patient, DO NOT give away unnecessary free kicks by losing your patients and bundling into forwards from behind, set pieces can be the difference in winning and losing games

Desired impact on the game

- Do NOT give the ball away in our defensive third as we will get punished
- Limit through balls to split you and the center back/full back you are playing next to or a ball over the top that allows the player you are responsible for to get in on goal.
- Set pieces are huge at this level. Win the battle in both boxes, get organized quickly and win your defensive headers and clear your lines (height and distance is key in clearances) when under pressure
- From an attacking standpoint be a threat from set pieces, one/both of you can go forward if you will attack the ball and give us a goal scoring threat, just ensure we have cover defensively. Be leaders both vocally and with your actions on the field





Role Definitions 1-4-3-3/1-4-2-3-1 → Desired System 1-4-1-2-3

#6 & #8 Defensive Midfielders

When we have the ball

- Look to come and get the ball from your center backs and full backs as we want to encourage building from the back and that means we need as many options for the player on the ball as possible.
- Awareness is key to play this position well. Head on a swivel at all times so you have a plan in mind as the ball is being played to you.
- Receive side on when possible so you can take your first touch forward and pass with a purpose.
- Accuracy and weight of pass is essential when playing this position, do NOT give the ball away in our defensive/middle third. Play the high percentage pass and keep the ball moving with limited touches and time in possession
- When we have the ball one player will be assigned the holding midfield role so they must always sit a little deeper than our attack. This will allow us to get a hold of the ball when it is cleared and start another attack which would usually mean getting the ball wide or playing a ball in behind as the opposition steps up.

When we don't have the ball

- The holding midfielders will sit in front of the back four and look to win headers, tackles & intercept passes that are intended for forwards feet or through gaps in our defense.
- Force the opposition to play hopeful balls rather than allow them to connect passes and link up.
- One holding mid must always sit deeper than our attack to slow down any counter attack and allow us time to make recovery runs as we will commit numbers forward when we have the ball.

Desired impact on game

- Find space to receive passes which will allow us to play out of the back and through the thirds
- Always want to get on the ball and help us dominate possession in every game
- Pass with a purpose which means first look is always forward, we don't want to over pass just for the sake of it as that is when we will give the ball away and get punished.
- Be a leader vocally and with your actions. Strong in the tackles and when challenging for headers. Win the midfield battle both physically and technically as games are won and lost in the heart of the midfield.





Role Definitions 1-4-3-3/1-4-2-3-1 → Desired System 1-4-1-2-3

#10 Attacking Midfielder

When we have the ball

- Look to find space between opposing team's midfield and defense. This will enable you to receive passes on the turn and commit defenders and play dangerous through balls/take shots on goal.
- Support striker and get into position to receive ball back, so we can create up-back and through situations which will allow us to get our wide players in behind their defense.
- Make advanced runs off of striker to look to get through on goal.
- Mobility is key, the role gives you the license to get into various positions on a consistent basis, this will make you difficult to pick up
- Must limit touches and keep ball moving when in central areas of the field. Look to get the ball to our wide players so they can attack full backs.
- Weight & accuracy of pass is key to getting our front players in on goal.
- Get into the box as much as possible when ball is coming in from wide areas.
- Dribble at defenders and back them into their own box as much as possible as good things will happen.
- This position requires great awareness and soccer IQ as the space will be at a premium and you must find it in order for us to be successful.

When we don't have the ball

- Look to sit in front of holding midfielders and intercept passes when possible.
- Force play to one side where we have numbers. Support striker if he recognizes when to apply high pressure (bad pass, bad touch etc...) and ensure midfielders behind you follow suit so we defend in groups and not as individuals.
- Be strong when tackling and challenging for headers. Do the dirty work as well as the creative play when we have the ball.

Desired impact on game

- Defend with intelligence, channel opposition to one side so we make them predictable
- Create goal scoring opportunities for the team.
- Score goals both from outside the box and by making runs into the box and getting on the end of crosses or picking up second balls and finishing them.
- Combine in central areas to force the opposition to collapse and then get ball out to our wide forwards so they can attack space/get at the full backs.





Role Definitions 1-4-3-3/1-4-2-3-1 → Desired System 1-4-1-2-3

#7 & #11 Wide Forwards

When we have the ball

- Look to establish width so we can get you the ball to go at the full backs 1 v 1.
- Be efficient when taking on players. Beat them once and then drive to goal and shoot or put ball in box if team-mates are in better position to score than you.
- At times drift inside to support striker which will also leave space for full back or attacking midfielder to get in and allow us more players in the box when the ball is crossed.
- You should be in the box every time the opposite wide forward puts in a cross. When you are putting in the cross, make sure it is whipped with pace and away from the keeper.
- Remember, the ball doesn't always have to go forward. If you are outnumbered use your supporting full back or midfielders so we retain possession and do not force things.

When we don't have the ball

- You are a wide midfielder when we don't have the ball, if you are not applying high pressure (they have complete control of the ball) then drop back and get your line with the holding midfielders, you should be slightly in front of them so you can put pressure on the ball if they are playing out of your side.
- If the ball is on the opposite side of the field pinch in and get connected with your holding midfielder. Stay connected as the ball is being moved to eliminate gaps to play through.
- Channel ball inside to where we have numbers, make them predictable.
- Win your tackles and headers, look to intercept passes and start attacks when possible.

Desired impact on the game

- To create and score goals for the team. To be a constant threat when we have the ball.
- Recognize when to link up and keep ball moving (outnumbered). When to get at players and make things happen (one on one/space in behind)
- To defend and help the team soak up some pressure when necessary. Do what it takes to give the team the best chance of being successful





Role Definitions 1-4-3-3/1-4-2-3-1 → Desired System 1-4-1-2-3

#9 Center Forward

When we have the ball

- Good movement off the ball to take defenders away to create space to receive pass or create space for teammates.
- Play with your head up, awareness is key when looking for space
- Link up with midfield. Hold ball up and play the way you are facing when under pressure
- Get on the move after linking up to get into dangerous attacking positions.
- Intelligent runs across/behind defenders to look to get through on goal.
- Look to create numerical advantages where possible as this will lead to goal scoring opportunities
- Must be in the box when balls are coming in from wide areas. Must get on the end of crosses and be brave, attack the ball like you believe you are going to score.
- Look to pick up second balls in and around the box and look to get shot off quickly.
- Look to hit target with shots on a consistent basis.

When we don't have the ball

- Defend from the front. Recognize when to apply pressure (bad pass, bad touch etc...) and when to drop off (they have clear possession) and let them have the ball, as you don't want to waste energy chasing lost causes.
- When you do decide to apply pressure high up the field, make sure you bring your attacking midfielder with you as well as the wide player on that side.
- Try to force them to one side. We can make them predictable by having our wide players force their full backs to pass inside to where we have numbers and can win the ball back consistently.

Desired impact on the game

- Score goals, create chances for teammates.
- Be a constant threat/option when we are attacking with your movement off the ball.
- Play with intelligence and use your teammates to combine, as we move quicker without the ball than with it.
- Be ruthless in front of goal. Convert the majority of your chances to give the team the best chance of being successful.

