




Ice Hockey Officials' Signals



Boarding
Strike the clenched fist of one hand into the open palm of the other hand directly in front of the chest.



Butt-Ending
A crossing motion of the forearms, one moving under the other.



Charging
Rotating clenched fists around one another in front of chest.



Checking (Women's Only)
The nonwhistle hand is placed on the shoulder and then moved out and to the side.



Clipping
Keep both skates on the ice when signaling, using right hand on the leg.



Contact to the Head
Extend arm above head and tap head with open palm.



Cross-Checking
A single forward and back motion with both fists clenched in front of the chest.



Delayed Calling of Penalty
Extend arm to upright position.




Delayed Offsides
Extend arm in the air and point to line with other arm.




Delay of Game
The nonwhistle hand, palm open, is placed across the chest and then fully extended directly in front of the body.




Elbowing
Tapping either elbow with the opposite hand.



Fighting/Punching
A double "punching" motion with fist clenched, fully extended in front of the body.



Roughing
Fist clenched, fully extending arm from the side.



Goal Scored
Point at the net with the nonwhistle hand, palm open.



Grasping the Face Mask
A single or double motion as if grasping a face mask and pulling it down.



Hand Pass
The nonwhistle hand (open hand) and arm are placed straight down alongside the body and swung forward and up once in an underhand motion.




High-Sticking
Holding both fists, clenched, one a short space immediately above the other to the side of the head.




Hitting From Behind
Arm placed behind the back, elbow bent, forearm parallel to the ice surface.



Holding
Clasp wrist of whistle hand with the other hand well in front of the chest.



Holding the Stick
Clasp wrist of whistle hand with the other hand well in front of the chest. Next, hold both fists, clenched, one a short space in front of the other at waist height.



Intentional Offside
After blowing whistle for offside, point toward offending team's special spot with nonwhistle hand.



Interference
Crossed arms with fists clenched stationary in front of chest.




Hooking
A series of tugging motions with both arms, as if pulling something toward the stomach.



Icing
The back official signals the icing situation by fully extending his free arm (without whistle) at a 66° angle.
The front official shall indicate the icing is completed by extending his free arm over his head, up straight, and blowing his whistle.
The back official then will move to the faceoff spot and cross arms to indicate the icing.



Timeout/Unsportsmanlike Conduct
Using both hands to form a "T" in front of the chest.




Tripping
Keep both skates on the ice when signaling, using right hand on the leg.



"Wash-out"
Both arms swung shoulder height, not waist height.



Kneeing
A single slapping of the right palm to the left knee, keeping both skate blades on the ice.




Misconduct
Hands should be moved once from sides down to hips. Thus, point to player first, hands to hips second.



Obstruction
Hands in the middle of the body in the shape of an "O". Additional infraction following obstruction.



Penalty Shot
Arms crossed (fists clenched) above the head.



Spearing
A single jabbing motion with both hands together, thrust forward in front of the chest, then dropping hands to the side.



Slashing
One slap with the nonwhistle hand across the straightened forearm of the other hand.