

VARSITY BASEBALL 2022

29-10



Top L/R: Mason Jeffers, Addison Smith, Noah Williams, Kayden Cook, Jeremiah Cabuyaban, Parker McGee, Alex Vazquez, Kai Bennett, Tanner Warner, Aden Holst, Chase Littrell, Reid Plum, Tim Teixeira, Charlie Mussorici, Brock Toney, Nathan Spengler, Palmer Holst, Sam Jones, Dane Moberly and Ben Sundell

Bottom L/R: Simon Linde, Dylan Gormont, Christian Kutcha, Karson Milbrandt and Nathan Hall

Head Coach – Kirk Bragg
Assistant - Vince Armilio
Assistant - Shaun Marcum

JV Coach – Doug Clark
C Team Blue – Matt Dye
C Team White – Jacob Schwandt
All Levels - Brady Newland

Voice of the Blue Jays – Colton Adams
@JAYS_Basescores
Technical (Live Stream) – Darren Whitley
Scorebook/board – George Hoover
Photographer – Eric Langhorst @LanghorstPicts

BLUE JAYS VARSITY SCHEDULE 2022 (29-10)

DAY	DATE	TIME	OPPONENT	RESULT	RECORD	STREAK	+/-
Sat	3/19	12:00 PM	Rockhurst	Win 7-0	1-0	W1	7
	3/19	2:30 PM	Lee's Summit North	Win 10-0	2-0	W2	17
Mon	3/21	9:00 AM	Grain Valley	Win 9-2	3-0	W3	24
	3/21	11:00 AM	Park Hill	Win 10-1	4-0	W4	33
Thu	3/24	5:00 PM	Kearney	Win 11-1	5-0	W5	43
Sat	3/26	11:00 AM	@ GRAIN VALLEY	Win 9-0	6-0	W6	52
	3/26	1:00 PM	@ GRAIN VALLEY	Loss 0-2	6-1	L1	50
Mon	3/28	5:00 PM	Ray-Pec	Win 5-1	7-1	W1	54
Tue	3/29	4:00 PM	LSN	Win 13-0	8-1	W2	67
Fri	4/1	4:30 PM	@ Park Hill	Win 8-4	9-1	W3	71
Sat	4/2	10:00 AM	Blue Springs	Loss 3-4	9-2	L1	70
		2:30 PM	Park Hill South	Win 5-3	10-2	W1	72
Wed	4/6	4:00 PM	@ Lee's Summit West	Loss 9-15	10-3	L1	66
Fri	4/8	4:00 PM	BLUE SPRINGS SOUTH	Win 13-9	11-3	W1	70
Mon	4/11	4:00 PM	@ Kearney	Win 10-2	12-3	W2	78
Tue	4/12	4:00 PM	@ William Chrisman	Win 11-1	13-3	W3	88
Wed	4/13	4:00 PM	@ Excelsior Springs	Win 7-2	14-3	W4	93
Thu	4/14	11:15 AM	@ Hayden, KS	Win 17-4	15-3	W5	106
Fri	4/15	3:45 PM	@ Shawnee Mission West	Loss 2-3	15-4	L1	105
	4/15	6:00 PM	@ Olathe West	Win 11-1	16-4	W1	115
Sat	4/16	6:00 PM	@ Washburn Rural	Win 9-4	17-4	W2	120
Mon	4/18	4:00 PM	@ Liberty North	Loss 1-2	17-5	L1	119
Wed	4/20	4:00 PM	@ Ray-Pec	Loss 0-1	17-6	L2	122
Fri	4/22	6:00 PM	@ Edwardsville, IL	Loss 3-4	17-7	L3	121
Sat	4/23	10:00 AM	@ Republic	Win 5-0	18-7	W1	126
Mon	4/25	5:00 PM	Park Hill	Win 8-5	19-7	W2	129
Wed	4/27	4:00 PM	@ Blue Springs	Win 7-3	20-7	W3	133
Fri	4/29	5:00 PM	LSW	Win 5-4	21-7	W4	134
Sat	4/30	9:00 AM	@ Nixa	Win 10-8	22-7	W5	136
	4/30	11:30 AM	@ Columbia Rockbridge	Loss 1-10	22-8	L1	127
Tue	5/3	4:30 PM	@ Blue Springs South	Win 3-0	23-8	W1	130
Wed	5/4	12:00 PM	Liberty North	Loss 3-4	23-9	L1	129
Sat	5/7	11:00 AM	@ Jefferson City	Win 7-0	24-9	W1	136
	5/7	1:30 PM	@ Jefferson City	Win 11-0	25-9	W2	147
Tue	5/10	4:00 PM	@ LSN	Win 12-7	26-9	W3	152
Thu	5/12	6:00 PM	@ Blue Valley Southwest	Win 4-0	27-9	W4	156
Mon	5/16	4:00 PM	Districts - RD1 vs. NKC	Win 7-1	28-9	W5	162
Tue	5/17	2:00 PM	Districts - RD2 vs. Park Hill	Win 12-0	29-9	W6	174
Thu	5/19	5:00 PM	Districts - RD3 vs. Liberty North	Loss 3-4	29-10	L1	173

2022 - GAME SUMMARIES

GAME 39: DISTRICTS - JAYS FALL 4-3 TO NORTH

Liberty falls 4-3 to North in the District finals. Addison Smith 2 for 4, J.C. Cabuyaban 2 for 3, Aden Holst 2 for 3 and Karson Milbrandt went 2 for 3. Karson Milbrandt once again was awesome on the mound throwing 6 IP striking out 12. Jays finish the regular season 29-10

GAME 38: DISTRICTS - JAYS DEFEAT PARK HILL 12-0

Liberty defeats Park Hill 12-0 in District semi's. Jays pounded out 14 hits capping off the 12 runs with a Kayden Cook bomb to center. Chase Littrell, Karson Milbrandt, Addison Smith, J.C. Cabuyaban & Dane Moberly each had 2 hits. Ben Sundell picks up the shortened win 2 K's. Jays are now 29-9

GAME 37: DISTRICTS - JAYS DEFEAT NKC 7-1

Liberty defeats NKC 7-1 today in the first round of District action. Brock Toney 5 2/3rd's IP with 11 K's picked up the win. Chase Littrell 2 for 3 with 2 RBI's, J.C. Cabuyaban 2 for 3, Parker McGee drove in 2 runs. Aden Holst double RBI. Jays move to 28-9 on the season. Next up Park Hill in the semi-finals.



GAME 36: 4-0 WIN OVER BLUE VALLEY SOUTHWEST

Liberty defeats BVSW 4-0 today to finish 27-9 on the regular season. Ben Sundell & Reid Plum combined on the 5 hit shutout. Nathan Hall went 2 for 3, Addison Smith 2 for 4 with a triple, unreal Defense at SS. Jays play NKC Mon 5/16, 4pm @ Creekside 1st round of districts.

GAME 35: WIN 12-7 OVER LSN

Jays defeat LSN 12-7. J.C. Cabuyaban went 2 for 4 with a double, HR 2 RBI's, Palmer Holst 2 run HR, Parker McGee 2 doubles 3 RBI's, Nathan Hall 3 for 3, Kayden Cook 2 for 4, 2 RBI's. Karson Milbrandt picked up the Win 7 K's. Liberty is now 26-9 on the season.



GAME 33-34 VS. JEFFERSON CITY @ VIVION PARK


GM1 Liberty defeats Jeff City 7-0 in GM1 today. Kai Bennett was strong throwing 5 IP, 4 K's allowing 3 hits. Dylan Gormont picks up the save 4 K's. Dane Moberly 3 for 4 with 2 RBI's, JC Cabuyaban 2 for 3 with a double. Parker McGee 2 RBI's. Jays are now 24-9 on the season.

GM2 Liberty wins 11-0. Reid Plum 3 IP picks up the Win, Parker McGee pitches 1 inning he has now played all 9 positions at the Varsity level. McGee went 3 for 3, 2 doubles 2 RBI's, Aden Holst 2 for 3, 3 RBI's, Dane Moberly 2 for 3. Jays are now 25-9 on the season! Go Blue!

GAME 32: LIBERTY FALLS 4-3 TO NORTH

Addison smith went 1 for 1 with 3 BB and a double. Ben Sundell went 5 2/3rd with 6 strikeouts. Jays are now 23-9

COLLEGE BOUND BLUE JAYS 2022 - *Palmer will sign in the summer making it all 9 seniors



GAME 31: LIBERTY WINS 3-0 OVER BLUE SPRINGS SOUTH

Liberty defeats Blue Springs South 3-0...Karson Milbrandt pounded the strike zone today striking out 14 walking 0, 2 hits allowed picking up the dub. Aden Holst came back from a long injury 2 RBI's. J.C. Cabuyaban went 2 for 2. Jays are now 23-8 face North Wed. 1pm @ Creekside.

GAME 30: LIBERTY FALLS 10-1 TO ROCKBRIDGE

GM 2 saw the Jays playing a solid Columbia Rockbridge team. It has been a tenacious week, Jays fall 10-1. Palmer Holst went 2 for 4, Soph Tim Teixeira 4 K's on the bump and Soph Tanner Warner 2 IP 0 R. Liberty is 22-8 and faces Blue Springs South Monday.

GAME 29: LIBERTY DEFEATS NIXA 10-8

GM1 today Liberty rallies in the 6th inn for 3 runs to beat Nixa 10-8. Karson Milbrandt did most of the


damage going 3 for 3, 3 runs scored with 3 RBI's & a double. Kai Bennett picks up the win in 2 1/3rd innings relief. Liberty moves to 22-7.

GAME 28: LIBERTY DEFEATS LEE'S SUMMIT WEST 5-4

Liberty defeats LSW 5-4 on Senior Day. Brock Toney gets the win pitching 5 1/3rd IP 8 K's, Addison Smith picks up the save. Chase Littrell 2 for 3 with a double, J.C. Cabuyaban 2 for 2 with a double. Jays are 21-7 face 24-1 Nixa & 24-4 Col. Rockbridge in Columbia tomorrow.

LIBERTY BASEBALL





GAME 27: LIBERTY DEFEATS BLUE SPRINGS 7-3

Jays defeat Blue Springs 7-3, Karson Milbrandt led the way 3 for 4, Chase Littrell 2 for 3, Parker McGee 2 for 4 with a double. Ben Sundell dominated on the bump CG 9 K's 0 BB scattering 4 hits. Liberty is 20-7 next up Fri at home vs LSW SENIOR NIGHT 5pm.

GAME 26: LIBERTY DEFEATS PARK HILL 8-5

Liberty defeats Park Hill 8-5 today. Palmer Holst went 3 for 4, 2 RBI's...Addison Smith 2 for 3, Karson Milbrandt 1 for 2, 2 RBI's...Chase Littrell 2 RBI's. Milbrandt picks up the win 8 K's 0 R, 5 IP allowing 1 hit. Dylan Gormont picks up the SV. Jays are now 19-7

GAME 24-25: LIBERTY LOSES 4-3 EDWARDSVILLE, IL / WIN 5-0 REPUBLIC

Springfield results from the weekend GM1 Jays fall 4-3 to #1 Edwardsville HS in Illinois on Friday night. Karson Milbrandt 1-1 triple 2 BB. Reid Plum pitched 5 1/3 solid innings in relief allowing 1 run striking out 2. Another tough 1 run loss Jays are now 17-7

GM2 today in Springfield vs Republic, Liberty wins 5-0. Recent UCM commit Brock Toney was dominant CG shutout 7 IP, 9 K's 1 BB scattering 3 hits. Nathan Hall went 2 for 3 with a double, Chase Littrell 2 RBI's, Addison Smith with a game breaking triple. Jays are now 18-7

GAME 23: LIBERTY FALLS 1-0 TO RAY-PEC

Offense did not show up today as Chase Littrell provided the only production with 2 hits. Ben Sundell was solid on the mound throwing a complete game striking out 9 allowing only 1 run. Liberty is now 17-6

GAME 22: LIBERTY FALLS 2-1 TO LIBERTY NORTH

Liberty falls to Liberty North 2-1 today. Addison Smith went 3 for 3 with a double. Karson Milbrandt 10 K's 0 BB. Next up @ Ray-Pec on Wednesday 4pm. Jays are now 17-5

GAME 21: LIBERTY DEFEATS WASHBURN RURAL, KS 9-4

Liberty caps off 7 games in 6 days with a 9-4 victory over Washburn Rural. Chase Littrell went 2 for 3, 2 RBI's...Palmer Holst drives in 2 runs. Brock Toney picks up the Win 7 K's, Simon Linde the save 2 IP 5 K's. Jays are now 17-4 next up @ Liberty North Monday 5pm. Go Blue!

GAME 20: LIBERTY DEFEATS OLATHE WEST 11-1

EPIC Jays win last night defeating #2 ranked Olathe West & OU commit Kasey Crawford 11-1. Jays system


baseball plated 9 runs in the first 2 innings. Palmer Holst 3 for 3, 3 RBI's, Nathan Hall triple 3 RBI's, Parker McGee 2 for 3. Ben Sundell the Win 4 K's. Liberty is now 16-4

GAME 19: LIBERTY FALLS 3-2 TO SHAWNEE MISSION WEST

Game 1 yesterday out at KU faced a good Shawnee Mission West team and lost 3-2. Chase Littrell smoked the ball 4 for 4 with a triple, Addison Smith stays hot 3 for 3. Kai Bennett pitch really well 8 K's 2 ER. Jays fall to 15-4 face #2 in Kansas 5A Olathe West at 8:15pm

GAME 18: LIBERTY DEFEATS HAYDEN HS, KS 17-4

Liberty defeats Hayden HS from Topeka 17-4. Pounding out 17 hits. It was the Addison Smith show today! Add hits for the CYCLE going 4 for 5, 2 RBI's, Parker McGee 3 for 5, 4 RBI's, Dane Moberly went 3 for 4. Dylan Gormont picks up the Win 3 K's. Jays are now 15-3



GAME 17: LIBERTY DEFEATS EXCELSIOR SPRINGS 7-2

Jays defeat Ex. Springs 7-2 today. Parker McGee 1 for 2, 2 BB, 2 SB's, Chase Littrell 3 SB's. Brock Toney picks up the win in relief, 4 IP 4 K's, 0 Hits. Liberty moves to 14-3 on the season and will play Hayden HS

from Topeka tomorrow morning 11:15am @ Lawrence HS.



GAME 16: LIBERTY DEFEATS WILLIAM CHRISMAN 11-1

Jays defeat William Chrisman 11-1 it was a slugfest for the Jays. Addison Smith 2 for 3 with HR, Palmer Holst 2 for 3 HR 2 RBI's, Sam Jones HR, Kayden Cook 2 for 4, 2 RBI's, Brock Toney 2 RBI's. Simon Linde 4 IP 3 K's 1 H allowed picking up the Win on the bump. Liberty is 13-3

GAME 15: LIBERTY DEFEATS KEARNEY 10-2

Liberty moves to 12-3 overall with a 10-2 victory over Kearney. Karson Milbrandt went 2 for 4 with 3 RBI's, Kayden Cook & Nathan Hall each went 2 for 3. Ben Sundell, Kai Bennett & Reid Plum combined on the 4 hit 8 K performance.

GAME 14: LIBERTY DEFEATS BLUE SPRINGS SOUTH 13-9

Jays defeat Blue Springs South 13-9 on another windy day. Parker McGee went 3 for 4, Dane Moberly 2 for 3, Palmer Holst 2 for 4 double 3 RBI's, Nathan Hall & JC Cabuyaban 2 hits a piece. Karson Milbrandt picks up the win 7 K's & Kai Bennett the save. Liberty is 11-3

GAME 13: LIBERTY FALLS TO LSW 15-9

Jays fall in the road to Lee's Summit West 15-9. Crazy game Palmer Holst 2-4, Jeremiah Cabuyaban 3 RBI's, Kayden Cook 2-3 a homer 3 RBI's and Dane Moberly drove in 3 runs. Liberty is 10-3

GAME 11 AND 12: LIBERTY FALLS TO BLUE SPRINGS 4-3 / DEFEAT PHS 5-3

GM1: Liberty falls 4-3 to Blue Springs in game 1. Parker McGee went 2 for 4 with a double, Palmer Holst went 2 for 3 and Addison Smith added a double. Kai Bennett threw 4 scoreless innings of relief with 3 K's and allowing only 1 hit. Liberty is now 9-2.

GM2: Liberty defeats Park Hill South 5-3. Good bounce back win Jays had a big 2nd inning scoring 4 runs. Kayden Cook went 2 for 3 with a double and 2 RBI's. Chase Littrell went 2 for 3. Karson Milbrandt picks up the win striking out 9. Liberty is now 10-2

GAME 10: LIBERTY DEFEATS PARK HILL 8-4

Liberty defeats Park Hill 8-4 today. Chase Littrell absolutely smoked a to right in 4th inning, Palmer Holst homers as well to center in the 6th. Holst went 2 for 3. Ben Sundell picks up the Win striking out 8, Dylan Gormont the save 3 K's out of the pen. Jays are now 9-1.

GAME 9: LIBERTY DEFEATS LSN 13-0

Liberty defeats Lee's Summit North 13-0 today. Addison Smith smoked a grand slam homer in the 4th inning to put away the Broncos. Smith was 2 for 3 HR & 6 RBI's. Parker McGee went 2 for 3. Brock Toney picks up the Win 5 K's. Jays are 8-1.

GAME 8: LIBERTY DEFEATS RAY-PEC 5-1

Liberty defeats Ray-Pec 5-1 today. Karson Milbrandt retired the first 10 batters on his way to 12 K's, 0 R giving up 2 hits for the Win. Parker McGee went 3 for 4 with 2 SB's. Kayden Cook drove in 2 runs. Jays are now 7-1 & face LSN tomorrow at LHS 4pm.

GAME 6 AND 7: LIBERTY DEFEATS GRAIN VALLEY 9-0 / FALL TO GV 2-0

Jays split with Grain Valley today 9-0 and 0-2. GM1 was all Ben Sundell the Senior lefty threw a CG shutout 7IP 8 K's 2 BB scattering 3 hits. Kayden Cook whipped up 3 hits. Kai Bennett, Parker McGee & Chase Littrell 2 hits a piece.

GM2 Jays fall 2-0 the bats cooled off, credit to GV pitcher Joel Palecek. Kai Bennet 6 K's in 4 IP and Dylan Gormont 2 scoreless innings in the loss. Kayden Cook 2 for 3 offensively for the Jays. Liberty is now 6-1 on the early season and face Ray-Pec at home Monday 5pm

GAME 5 WIN 11-1 OVER KEARNEY

Liberty defeats Kearney 11-1. Bats were red hot pounding out 12 hits. Kayden Cook went 3 for 4, double & a game ending 3 run homer! Palmer Holst was 2 for 3, Nathan Hall 2 for 4, double 2 RBI's. Reid Plum picked up the Win 4 IP, 3 K's 0 runs. Jays are 5-0 on the season.

GAME 4 WIN 10-1 OVER PARK HILL

GM2 Liberty defeats Park Hill 10-1. Brock Toney finally took the mound and struck out 12 in 5 IP picking up the Win walking only 1. Aden Holst remained hot going 2 for 4 with a double, 2 Runs scored, Nathan Hall drove in 2 runs as well. Blue Jays are 4-0 on the season.

GAME 3 WIN 9-2 OVER GRAIN VALLEY

Liberty defeats Grain Valley 9-2 this morning. Addison Smith went 3 for 4, Aden Holst 2 for 3 with 2 RBI's, Kayden Cook 3 for 3 with 2 doubles. Kai Bennett was dominant on the mound 5 IP, 8 K's picking up the W, Dylan Gormont closed it down with 2 K's. Liberty is now 3-0.

GAME 2 WIN 10-0 OVER LSN

Liberty defeats LSN in GM2 10-0. Addison Smith 2-4, Charlie Mussorici drove in 3 runs. Ben Sundell complete game shutout striking out 4. Jays pitching did not allow a runner to 3rd base in 12 innings today and only gave up 3 hits. Liberty moves to 2-0.

GAME 1 WIN 7-0 OVER ROCKHURST

Liberty defeats Rockhurst 7-0 in GM1 today. Chase Littrell went 3-3 with 2 RBI's, Dane Moberly & Palmer

Holst each had 2 hits. Karson Milbrandt picks up the Win, 6 strong innings striking out 13 walking 0. Jays move to 1-0 on the season.

Final record 29W – 10L


Conference 9W – 5L (3rd Place)

Regular Season Tournaments 11W – 1L


Post Season 2W – 1L

Win Streak – 6


















Experience important for Liberty this year



Liberty's Addison Smith during the jamboree at the Capitol Federal Sports Complex on Monday, March 14.

LIBERTY — The Blue Jays are on the hunt for another successful season after hoisting the baseball state championship trophy in 2021. Liberty brings back a host talent that is going to be exciting to watch this spring.

Head coach Kirk Bragg said it has been amazing to have his group of guys together for the past couple of weeks at practice. He explained his team's preparedness in the opening practices have been crucial for laying down building blocks for this year's team.

"We want to be as prepared or more prepared than other teams going into that first game on Friday," Bragg said. "If we can do all of our stuff within our system, then that goal has been accomplished."

For this season, pitching staff look to be a strong aspect to the Jays' plan of dominating teams with athletic and strong players.

"You want to see guys that have been on that mound and how many times that they have been on that mound in tough situations," Bragg said. "We have that, we have experience there. Pitching will be our strength."

The bats are not too far behind as the offense grinds against some of the best pitchers in the area during practice each day. This was evident during Liberty's play in the jamboree on Monday, March 14.

"Our guys have been frustrated not being able to put the ball in play," Bragg said with a laugh. "Today, it was a really good day for us to see a different arm and we were able to put the ball in play, so I was very pleased with that."

The Blue Jays will begin their state championship title defense on Friday, March 18. Liberty will be participating in the Metro Leadoff Tournament and will be facing Lee's Summit North at 3:30 p.m. in the opening game at Creekside Park in Parkville.

The Liberty baseball team will look to build on one of the best seasons in school history this spring.

The Blue Jays won the Class 6 title last year – the second crown in school history – and posted a program best 32 wins. With only two starters gone, there is optimism for another successful season on the diamond.

The Blue Jays, coached by Kirk Bragg and assistants Vince Armilio and Shaun Marcum, had 12 different players make the Suburban Conference Gold Division postseason team. Seven of those made the all-state team and five of those returned this year.

The team ranked No. 27 in the final Baseball America high school poll and No. 28th in Baseball Collegiate's high school poll. Liberty won 10 in a row to close out last season to claim the title, beating four top-10 ranked teams along the way. During the postseason, the Blue Jays outscored foes 48-19.

The domination included two wins over Missouri Class 5 runner-up Grain Valley, wins over Kansas Class 5A champion Blue Valley Southwest and Class 6A champion Blue Valley and Class 6A third-place finisher Derby.

Liberty is ranked No. 2 in the Midwest regional rankings by Baseball America.

The Blue Jays return all-state picks in junior shortstop Addison Smith, senior catcher Jeremiah Cabuyaban, senior third base Palmer Holst, senior right-handed pitcher Karson Milbrandt and senior right-handed pitcher Kai Bennett.

Smith hit .342 with 11 extra base hits, drove in 18 runs and led the team with 13 stolen bases. Cabuyaban drove in 27 runs, hit .304, while having a .983 fielding percentage behind the plate. He is coming off knee surgery that caused him to miss the wrestling season. Holst is the top returning hitter with a .351 average. Milbrandt is headed to Division I powerhouse Vanderbilt and is coming off a 10-2 season last year with one save. He struck out 69 in 53 innings and had a 2.38.

Bennett went 5-1 and also had a save, while sporting a 2.09 ERA.

Also back is junior outfielder Chase Littrell, senior left-handed pitcher Ben Sundell and senior right-handed pitcher Brock Toney are also back for the Blue Jays. Sundell posted a 4-3 mark and led the team with three saves. Toney was 2-0 and had 53 strikeouts, second on the team. The Blue Jays lost a pair of all-staters to graduation in catcher Ryan Williams and first baseman Aiden Watson. Both are currently at MIAA schools, Williams at Northwest Missouri State and Watson at Central Missouri.

Newcomers vying for playing time include junior OF/2B Aden Holst, senior C/OF Nathan Hall, senior C/2B Parker McGee, senior right-handed pitcher Reid Plum and senior left-handed pitcher Dylan Gormont, who at 6-foot-8 is the tallest player on the roster.

Along with Milbrandt heading to college, five other players will move onto the next level. Hall and Plum will join Watson at Central Missouri. Gormont and Cabuyaban will be teammates at Drury University and Sundell will play at Washington and Lee University.



David Grace BVM Sports User Submission April 25, 2022

LIBERTY, Mo. — Just three head coaches. That’s all they have had in 49 years of baseball at Liberty High School. It is a history of remarkable success: 19 conference championships, 16 district championships, two top-three state finishes, and one runner-up. Last season the Bluejays reached the pinnacle as state champions, their second state title in program history. At the helm, since 2004, is head coach Kirk Bragg.

When coach Bragg started with Liberty as an assistant in the 1990s, he brought with him a background of athletic excellence and success. He played tennis and baseball and was a stand-out basketball player at Millard South high school in Omaha Nebraska, earning all-state honors two times. He was on a team that won several state basketball championships. He eventually graduated from the University of Nebraska Omaha, where he played college baseball.



Vandy commit Karson Milbrandt has emerged as likely MLB Draft pick

Last year, along with the state championship, coach Bragg's Bluejays finished with 32 wins—a program record. “It was one of the most difficult seasons, but also at the same time it was very rewarding how tough it was to get there,” says Bragg. “We played everyone. We played Kansas’ top schools. We played the top teams in Missouri.

It was a grueling schedule. We faced a lot of adversity. We were playing such good baseball by the end. It wasn't a lot of coaching. It was just a team that worked. Every inning, every situation, they just knew how to adapt to it. The next thing you know we just kept rolling.”

For the 2022 season, the emphasis for the Bluejays is to find an offense that can stay with their pitching, which is the strength of the team. “When you look at pitching and defense, we knew that with our arms coming back, we have had a lot of guys that have spent time in the fire,” says Bragg.

One of those arms that has been through the fire is that of senior right-hand pitcher, Karson Milbrandt, who has committed to attend and play baseball at Vanderbilt next year. Last season he had an ERA of 2.38, with 10 wins. Along with a tight slider, he's been clocked at 98 mph, and his fastballs can average in the 90s during games. Some sources think he might make a high round draft position in the MLB draft.

His only pre-game ritual is drinking QT chocolate milk. The long-limbed Milbrandt grew up in Liberty and played both basketball and baseball for the Bluejays. He made great use of his time during quarantine to work on his strength training and improve his pitch speed. As he got stronger the higher pitch velocity came along with it.

What does Karson love about baseball? His answer is one word: “competing.” The high-pressured nature of playoff and championship baseball gets him locked in. “The most exciting game last year was the state championship game,” says Milbrandt. The Bluejays won that game 8-4 over Ft. Zumwalt. “You’ve got their coaches getting ejected. Their fans were getting thrown out of the stands. It was like a basketball student section that was 10-15 rows deep, and they were all chirping at me. I love that environment.”

Another senior that brings the heat is pitcher Ben Sundell, whose favorite subjects in school are math and history. Last season, he had an ERA of .246 in 13 games. Sundell is committed to attend Washington and Lee University in Virginia, next Fall. Ben was born and raised in Liberty, he played various sports in Liberty Parks and Rec in his youth. He started competitive baseball at age nine. In high school he competed on both the swimming and baseball teams.

“I always loved to pitch. It was the preferred position. I never threw any harder than other pitchers when I was younger,” says Sundell. “When high school came, it was clear that I was better at being a pitcher than at any other position.” Ben doesn’t like to eat for six hours before a start. And he likes to be the first guy at the ballpark on his game days.

“There is no magic pill to velocity or strikes. It’s just how much of a dude do you want to be, and how much work do you want to put in? We have a lot of pitchers, so it is hard to get your innings,” says Sundell. “Once the season starts – everyone is rooting for each other to win. And everyone knows there will be opportunities, but there is definitely a competitive atmosphere in practice for sure.” Credit: April Reid Photography



Coach Bragg and the staff have been going through the process of getting this team to play at the highest level this year. “When you look at the offense that we had last year, we had a lot of guys that produced a lot of offense,” says Bragg. “This team has taken on the challenge, we have really practiced every day on

hitting or situational things to score runs, and our offense is really good. We are only going to get better down the line.”

Stepping up this year to get the offense going, has been junior short-stop Addison Smith. Last season, he batted .342 and had an OBP of .451. He grew up playing three sports, but when it came time for high school, his sport was baseball. Smith has been on the Royals’ scout team since reaching 14U, with practices at the Urban Youth Academy in Kansas City. The organization has produced 160 MLB drafted players, and 34 MLB debut players. The team travels all around the country in the Summers.

In the Spring, Smith loves being a Bluejay. “You are playing for your school and not for yourself. All of us try to bond and we take it seriously, but we try to have as much fun as possible. All of us are really good friends, and I am playing with my best friends,” says Smith. “The coaches want to teach you how to grow up as men. I love rivalry games and big games. I don’t know what athlete wouldn’t want to play in a big game like that. It is a lot of fun.”



Credit: April Reid Photography

“The environment is unlike club baseball,” says Sundell. “High school baseball is all about the team, and there is no ‘i’ in team in high school baseball. In the Summer it is about looking good and getting recruited.”

“Liberty baseball is system baseball,” says Milbrandt. “It is more than just hitting. It is bunts. It’s slash and run. It’s fake bunts. We are always working to move runners.”

“I think coach Bragg is the best game manager in the state,” says Sundell. “When you step on the field he will do everything in his power to make sure it is our day. There is no doubt you have your best shot to win. He loves all the guys, and he wears his heart on his sleeve.”

“Experiences mature you. I don’t give post game speeches. We prepare for a game, and face the adversities that happen, and we don’t get caught up in a win or a loss, we just get caught up in what we are doing to eliminate reasons to lose,” says Bragg. “They are kids, they get it. They know when we don’t pitch well, field well, or hit well, and I don’t need to harp on them. I trust

them. We know what we are trying to do. We have a lot of work to do to hopefully win the games that are important, and those are the district and playoff games.”

Coach Bragg’s overriding philosophy on coaching is to be transformational. “Be a leader for the kids. Help them. Treat them with respect. You will get more out of it than just chasing wins and losses, says Bragg. “I don’t know my record. The only thing I care about is just when you are a coach your number one priority is to lead. I feel like if you have led them then you have been successful. Kids need leadership and they need structure. If you do those two things, then you are doing just fine.”



LIBERTY, Mo. (BVM) – Karson Milbrandt has long been one of the best high school baseball players in Missouri. Over the last few years, he has also emerged as one of the best in the country. That fact has many thinking that Milbrandt could hear his name early during July’s MLB Draft.

Four years ago, being selected in the MLB Draft may have seemed like a pipe dream for the Liberty High School standout. Milbrandt’s favorite sport growing up had always been basketball, but as he played baseball in his freshman year, he realized he may have the talent to take things to the next level.

Karson Milbrandt began realizing just how much potential he had on the baseball diamond once he began playing in high school with the Liberty Blue Jays. (Photo: Josh Gregory)

“My favorite sport until my freshman year was probably basketball,” Milbrandt said. “I really liked basketball more than baseball ... When freshman year hit, I started realizing I was pretty good at this baseball stuff.”

Milbrandt continued to play basketball throughout high school, helping the Blue Jays to a runner-up finish at state in his junior season. However, during that same time, baseball started becoming more and more of a priority.

During the summers, Milbrandt began playing with Prodigy Baseball Academy. Excelling against some of the high level competition he was facing, his great potential was realized even further.

While playing at Liberty, Milbrandt also showed flashes of potential as early as his freshman year where he got to take the mound for the Blue Jays' varsity team. It was a good learning season for him, getting to watch a strong group of upperclassmen that included the likes of current Nebraska pitcher Braxton Bragg.

"I wanted to be like them whenever I was a senior," Milbrandt said. "That's just kind of what I looked up to, to build on what they already had."

Sadly, Milbrandt had to wait to build on the foundation those upperclassmen had laid. Finding out the 2020 spring season was canceled was not only heartbreaking to Milbrandt, but even more so to many of his older teammates.

"It was really tough," Milbrandt said. "We were supposed to be really good ... Whenever we heard it got canceled, your heart just kind of sank into your body. It was really emotional for everyone."

However, the Blue Jays came back prepared and with a vengeance, and would end up writing a tremendous comeback story. Despite a bit of a rough patch towards the middle of the 2021 season, Liberty rallied, making it all the way to state and winning an MSHSAA Class 6 title once there with a victory over Fort Zumwalt West. It was the program's first title since 2002.

"You're really motivated because you didn't get to show everyone what Liberty baseball is about your sophomore year," Milbrandt said. "It was really fun competing out there and winning it all was really fun ... Once we got hot, there was no stopping us, and that atmosphere was insane ... Whenever we turned that double play to end the game, it was something else. I cried a lot because it was the last baseball game I was going to play with a lot of my buddies, but it was awesome."

Coming into his senior season, Milbrandt and the Blue Jays were looking to repeat with one of the best pitching rotations in Missouri. The senior certainly did his part, going 7-1 with a 1.66 ERA and 91 strikeouts as the conference pitcher of the year, while also batting .400 with 15 RBIs at the plate.

However, this time the Blue Jays would fall short of another storybook run. Although it was a tough way to end his Liberty career, Milbrandt knows it's hard to beat the four-year ride he had there.

"You can't win them all," Milbrandt said. "That kind of sucked, but you have to look back on your four years at Liberty High School. All of us seniors left our mark there and we brought a state title to Liberty. You couldn't ask for much more.



"I hope I motivated all the guys that are coming into the Liberty baseball program, that are already on the Liberty baseball program, that you just keep your head down and work your tail off because your time is going to come and whenever your time comes you have to be ready to perform."

Karson Milbrandt helped lead Liberty to its first state championship since 2002 in his junior season. (Photo: Josh Gregory)

Receiving accolades throughout his high school tenure like all-conference, all-state, and most recently Gatorade Missouri Baseball Player of the Year, have only furthered that legacy. While they're big honors for the dominant pitcher, ultimately, they have further proven that his hard work has been worth it.

"It's awesome to be named all that stuff but it's nicer to see all that hard work pay off that I put in," Milbrandt said. "That's my favorite part about it, I put my head down, I got to work and now it's all starting to pay off."

Also benefiting Milbrandt over the last few years is that he has gotten to learn from a former MLB pitcher in Liberty assistant coach Shaun Marcum, who played nine seasons in the MLB.

“It’s awesome having Marcum just a phone call away and in the same dugout,” Milbrandt said. “It’s really nice to pick his brain and hear all the stuff. He helps a lot, it was really nice to have him on the squad.”

Meanwhile, last summer, Milbrandt also had the chance to compete in the Prospect Development Pipeline put on by MLB and USA Baseball. There, he worked with another former MLB pitcher: Brad Penny.

“You’d pitch two innings and then you sit around for three days, and during those three days I’d just talk to him the entire time,” Milbrandt said. “We still text sometimes. It’s awesome to have, he’s a really nice guy.”

Not only did the 6-foot-1 righty get to meet Penny, but also many of the top prospects in the nation. Competing against and alongside them was invaluable for Milbrandt’s future.

“It was pretty cool to become friends with all those guys and it was really fun competing against them,” Milbrandt said. “Obviously, it’s the best of the best and there’s a bunch of people watching. That really helped with the exposure.”

With his continued emergence in the game, the athletic pitcher quickly gained college notice throughout his high school career. He got his first phone call in-state from Saint Louis, and soon after his first offer from Missouri State. However, by the time he committed, Milbrandt had decided on the state’s SEC power: Mizzou.

“Mizzou was probably the best fit being the home state and everything, a two-hour drive away,” Milbrandt said. “I felt really comfortable so I decided to commit there.”

However, as Milbrandt led the Blue Jays to a state championship as a junior and increased his pitching velocity significantly into the lower 90s, he began receiving additional interest from some fellow SEC schools like Tennessee, Arkansas, LSU and Vanderbilt.

With Mizzou also firing its pitching coach, Milbrandt decommitted, visited his new options, and made a final decision to join the nation’s No. 1 recruiting class.

If he doesn't jump to the MLB, Karson Milbrandt will head to Vanderbilt as part of the nation's top recruiting class. (Courtesy: @kars0nnnn/Instagram)



“I felt with Vanderbilt, obviously the track record that they have, and their coaches are awesome,” Milbrandt explained. “I felt very comfortable with their coaches. I just felt very at home with them, I felt like it was the place I wanted to be. Obviously they're very good at baseball and it just felt like a place that I could call home for however many years.”

If Milbrandt and others in his recruiting class do indeed suit up for the Commodores next year, they have high hopes of what they can accomplish, with Milbrandt just looking to earn a role with the team any way he can.

“They bring in the best talent,” Milbrandt said. “Going there, I'll put my head down and work, compete against the guys and hopefully get a spot.”

However, there's a real possibility that Milbrandt has an opportunity to go straight to the MLB this summer. Scouts continue to see a bright future for the pitcher after he hit 96 mph with his fastball last summer, and there's a potential his velocity could reach triple digits down the road.

It's a surreal scenario to go pro this young, one that may have first set in once he began pitching in front of MLB scouts with regularity last summer.

“The summer was my first time seeing a bunch of people behind home plate with radar guns,” Milbrandt said. “The first few times it was a little nerve-wracking ... But with scouts there, without scouts there, you obviously have your goals to do, and you just have to focus on the game.”

Milbrandt, like most others in his position, isn't sure yet on whether he'd choose Vanderbilt or the MLB. Ultimately, the decision will come down to what's best for both he and his family.

However, there is no doubt Milbrandt is a special prospect who has what it takes to someday make the pros. No matter when that time comes, the pitcher will continue to put in the work to make his dream come true.

“Your end goal is to get to the MLB so that’s going to be an unreal experience and moment,” Milbrandt said. “It’s what I’ve been dreaming of ever since I was a little kid. You just have to keep on working hard and hopefully that time will come.”



Liberty, ranked No. 4 in the Missouri High School Baseball Coaches Association Class 6 poll, ended the year winning four in a row. The Blue Jays finished the regular season with a 27-9 mark.

The regular season wrapped up on Thursday, May 12 with a 4-0 win over Blue Valley Southwest in Overland Park, Kansas. Reid Plum and Ben Sundell combined on a five-hit shutout. Nathan Hall and Addison Smith each had two hits in the win.

Liberty 12, Lee’s Summit North 7


The Blue Jays wrapped up Suburban Conference Gold Division play with a win over the Broncos on the road on Tuesday, May 10. Karson Milbrandt struck out seven in four innings, while Brock Toney followed by tossing 2 1/3 innings, giving up two runs and striking out three.

Jeremiah Cabuyaban and Palmer Holst each hit a home run and each had 2 RBIs. Kayden Cook and Parker McGee also had 2 RBIs for Liberty. Hall had a team-high three hits.

Liberty 7, Jefferson City 0 | Liberty 11, Jefferson City 0

The Blue Jays went on the road on Saturday, May 7 and swept the Jays at Vivion Field in Jefferson City. Kai Bennett and Dylan Gormont struck out four each on the mound. Dane Moberly went 3-for-4 with 2 RBIs, while McGee also had 2 RBIs.

In the doubleheader, Liberty picked up win No. 25 – the fourth straight year hitting that milestone. McGee went 3-for-3 with two doubles and 2 RBIs. Aden Holst went 2-for-3 with 3 RBIs.



Liberty North 4, Liberty 3

The Eagles swept the season series against Liberty by rallying for a win in a Wednesday afternoon game on May 4 at Creekside Baseball Park in Parkville. Liberty North scored two runs in the fifth to tie the game and then added two more in the sixth. Cabuyaban and McGee had RBIs for Liberty, which had five hits. Sundell gave up three runs on 10 hits, while striking out six over 5 2/3 innings. Toney had two strikeouts in the final 1 1/3 innings.

Liberty 3, Blue Springs South 0

The Blue Jays scored a pair of runs in the second inning and added another in the fifth to pick up a win over the Jaguars on Tuesday, May 3. Vanderbilt-bound Milbrandt struck out 14 over 6 2/3 innings, giving up only three hits. Bennett recorded the final out. Missouri-bound Trenton Roehler gave up five hits and struck out five for Blue Springs South. Cabuyaban had two of Liberty's six hits.

Rock Bridge 10, Liberty 1 | Liberty 10, Nixa 8

In a doubleheader in Columbia on Saturday, April 30, the Blue Jays split a pair of games with state-ranked foes in Class 6. Palmer Holst had a pair of hits against Rock Bridge. Tim Teixeira struck out four for Liberty, while Tanner Warner didn't give up a run in two innings of work.

The Blue Jays scored three late runs – in the sixth inning – to beat Nixa. Milbrandt was 3-for-3 with three runs scored and 3 RBIs. Bennett tossed 2 1/3 innings in relief to pick up the win.

Liberty 5, Lee's Summit West 4

The Blue Jays beat the Titans in a game at Liberty High School on Friday, April 29. The teams split the season series, each winning at home. This was also senior day for the Blue Jays and their nine seniors. Toney struck out eight over 5 1/3 innings, while Smith came in to get the save. Chase Littrell and Cabuyaban each had two hits for the Blue Jays.

Liberty 7, Blue Springs 3

Six different players had one RBI each to help the Blue Jays beat the Wildcats in a league game on Wednesday, April 27 in Blue Springs. Milbrandt had three hits, while McGee and Littrell had two hits each. The southpaw Sundell gave up four hits and three runs over seven innings, while fanning nine.

Liberty 8, Park Hill 5

The Trojans scored five runs over the final two innings but the Blue Jays held on for a win on Monday, April 25. Liberty scored four runs in the first inning to set the tone. Littrell, Smith and Palmer Holst all had RBIs for the Blue Jays. Despite the 13 total runs there were only a combined seven RBIs between the two teams. Milbrandt struck out eight over five innings, didn't allow a run and yielded only two hits.

Brock Toney helped Liberty snap a three-game losing streak by throwing a complete game to beat Republic, 5-0, in a game on April 23 at U.S. Ballpark in Ozark.

The Central Missouri pledge got help from the offense scoring four runs in the fifth inning. Toney struck out nine and walked one in the effort.

Edwardsville, Ill., 4, Liberty 3

The Blue Jays scored three runs in the third to tie the game but the Tigers scored one in the fourth to pick up a win on April 22 at U.S. Ballpark in Ozark.

Liberty was held to three hits in the loss and Palmer Holst had the lone RBI. Kai Bennett and Reid Plum pitched.

Ray-Pec 1, Liberty 0

The Panthers scored a run in the first inning to win a pitcher's duel on April 20 in Peculiar. Micah Henson, a Kansas State pledge, struck out nine and gave up only two hits to Liberty. Both of the hits were by Chase Littrell.

Liberty got a solid effort on the mound from Ben Sundell, who struck out nine and gave up seven hits over six innings.

Liberty North 2, Liberty 1

The Eagles knocked off the Blue Jays in a game at Liberty North on April 18. The tie game was broken with a run in the sixth by Liberty North.

Addison Smith had three of Liberty's six hits. Nathan Hall provided the Blue Jays' RBI.

River City Tournament

The Blue Jays went 3-1 at a tournament in Lawrence, Kansas, April 14-15. Liberty beat Topeka Hayden, 17-4, Olathe West, 11-1, and Washburn Rural, 9-4. Shawnee Mission West picked up a 3-2 win over Liberty.

Smith hit for the cycle with 2 RBIs, while Parker McGee was 3-for-5 with 4 RBIs against Hayden. Dylan Gormont earned the win, striking out four.

Liberty scored nine runs in the first two innings to beat No. 2-ranked Olathe West, which was previously undefeated. Holst was 3-for-3 with 3 RBIs, while Hall also drove in three runs. Sundell struck out four in the win.

Littrell was 2-for-3 with a pair of RBIs, while Holst also had 2 RBIs against Washburn Rural. Toney struck out seven and Simon Linde struck out five in two innings of work.

Littrell had a 4-for-4 day against Shawnee Mission West. Smith was 3-for-3. Bennett struck out eight in the loss.

Northland Tournament

Liberty went 3-0 during the tournament held in Kansas City April 11-13.

In a 7-2 win against Excelsior Springs, a three-run fourth inning broke a 2-2 tie. Kayden Cook, Hall and Jeremiah Cabuyaban all had RBIs. Liberty was held to five hits in the win. Toney gave up one hit and struck out four over four innings to earn the win. Sam Jones, Holst and Smith all hit home runs. Holst, Cook and Toney all drove in two runs. Linde gave up one hit in four innings to earn the win.

Liberty 13, Blue Springs South 9

Milbrandt picked up another win on the mound, besting the Jaguars in a conference game on April 8. The Vanderbilt signee struck out seven. At the plate, McGee was 3-for-4, while Holst had a pair of hits and 3 RBIs.

Lee's Summit West 15, Liberty 9

Dane Moberly, Cook and Cabuyaban had 3 RBIs each in the loss on April 6. Cook hit a home run and had a pair of hits, while Holst had two hits.

The Liberty baseball team, the reigning Class 6 champions, ended the first part of the schedule with a 10-2 mark after beating Park Hill South, 5-3, on April 2. That was the second game in a doubleheader that day at Blue Springs. Stats for the Park Hill South game were not available.

Blue Springs 4, Liberty 3

Liberty scored single runs the first three innings, but Blue Springs scored two in the second and two more in the third to pick up a win on Saturday, April 2. Palmer Holst, Jeremiah Cabuyaban and Kayden Cook had RBIs, while Parker McGee had two hits, including a double.

Right-hander Brock Toney started and went three innings, giving up three earned runs and striking out one. Kai Bennett tossed the final four innings, not giving up a run and striking out two.

Liberty 8, Park Hill 4

The Blue Jays picked up a second win this season against the Trojans, beating them this time at Park Hill High School on Friday, April 1. A four-run third inning gave the Blue Jays the early lead and led to a win despite only getting five hits. Palmer Holst had two hits and drove in a run, while Nathan Hall had one hit and scored two runs on his triple. Holst and Chase Littrell each smacked a home run.

Ben Sundell picked up the win for the Blue Jays. The left-handed hurler struck out eight and gave up three earned runs over 5 2/3 innings.

Liberty 13, Lee's Summit North 0

The Blue Jays picked up another win over the Broncos, this one on March 29 at home in a Suburban Conference Gold Division game. All 13 runs for Liberty came in the fourth inning. Addison Smith hit a grand slam and drove in six total runs in the inning, going 2-for-3 at the plate. Charlie Mussorici drove in three runs, while Sam Jones brought home a pair of runs. Smith and McGee, who was 2-for-3, were the only players with multiple hits.

Brock Toney struck out five and gave up only one hit to pick up the win for the Blue Jays.

Liberty 5, Ray-Pec 1

A five-run third inning, highlighted by bunts, led the Blue Jays to a win over the Panthers on March 28 at Liberty High School. Vanderbilt commit Karson Milbrandt put on a show for a bevy of scouts, striking out 12 and giving up two hits and no runs over six innings to pick up the win.

McGee had two of Liberty's five hits. Cook drove in a pair of runs in the third inning, while McGee, Hall and Dane Moberly had one RBI each.

Liberty 9, Grain Valley 0 | Grain Valley 2, Liberty 0

In a doubleheader on Saturday, March 26, the two state championship finalists from last year split a twinbill. The Blue Jays, the Class 6 champions, scored five runs in the second inning to set the tone in their victory. McGee had two hits and drove in two runs for the Blue Jays. Cook had a team-high three hits, while Bennett and Littrell had two hits each. Mussorici scored twice for Liberty.

On the mound, Sundell fanned eight and gave up only three hits in seven innings.

The Eagles scored two runs in second to pick up the win. Cook had a pair of hits and Addison Smith added a double. Bennett struck out six over four innings, giving up four hits and two runs.

Metro Leadoff Classic

Liberty 11, Kearney 1

The final day of the tournament ended in a loss to the reigning Class 6 champions Blue Jays. Liberty scored at least one run in each of the five innings on the way to the victory. Reid Plum and Mussorici combined for a three-hitter for Liberty and each struck out three batters. Plum went four innings and got the win. The lone Kearney run came in the top of the fifth inning with Jack Helberg providing the RBI, scoring Landon Goepferich.

Cook had three of Liberty's nine RBIs, while Hall and Moberly drove in two runs each. Cook went 3-for-3 at the plate with a double and a home run. Hall, Moberly and Palmer Holst with two hits each.

Liberty 10, Park Hill 1

Scoreless through four innings, the Blue Jays scored six runs in the fifth and four more in the fourth to pull away for a win on March 21 in the Leadoff Classic. Hall and Smith each drove in two runs for Liberty. Hall, Moberly, Aden Holst and Littrell had two hits each.

Toney pitched a complete game, giving up four hits and striking out 12.

Liberty 9, Grain Valley 2

In another game on March 21, the Eagles beat Grain Valley in a showdown of 2021 state champion finalists. Liberty, the Class 6 champs, went up 2-0 in the third inning but broke the game open with six runs in the sixth inning. Aden Holst, Mussorici, McGee all drove in two runs for Liberty. The offense pounded out 13 hits, a combined five from the top two hitters in the lineup — Smith (3) and Aden Holst (2). Cook also had three hits.

Bennett earned the win, striking out eight and giving up one hit over five innings.

Liberty 10, Lee's Summit North 0

After being held scoreless in the first, the Blue Jays scored at least one run the next four innings to end the game early in the second game on March 19. Cook drove in a pair of runs, the only player with more than one RBI. Smith and Hall each had two hits for a Liberty attack that had nine hits.

Sundell fanned three and gave up only two hits in the victory.

Liberty 7, Rockhurst 0

Milbrandt and Dylan Gormont combined on a 1-hitter against the Hawklets in the season opener on March 19 in Parkville. Milbrandt struck out 13 in six innings and gave up only one hit. Gormont finished it off by getting two outs.

The offense scored three runs in the second and fourth innings, but had only 3 RBIs due to errors, with Smith, McGee and Littrell collecting the RBIs.

Littrell had three hits, while Moberly had two for the Blue Jays, which had seven total hits.

Milbrandt earns 2022 Gatorade top Missouri player

- By Liam Keating sports@mycouriertribune.com



LIBERTY — One of the top players in the area received one of the best individual awards for any high school baseball player. Liberty's Karson Milbrandt was named the Gatorade Missouri Baseball

Player of the Year for his incredible season with the Blue Jays.

The award has existed for the past 37 years and Milbrandt is the first-ever Liberty player to receive the honor. It was one of his goals entering the season was to claim the individual award, but Milbrandt shared that he forgot that the award existed until he was named the winner.

“If you are playing a sport and you are taking it seriously, this is one of the better awards that you can get,” Milbrandt said.

Milbrandt finished the season with an ERA of 1.66 which included 91 strikeouts. He also added 15 RBIs while batting .400 at the plate. Being able to have these stats is incredible knowing how strong the competition was in the area of Liberty baseball.

Milbrandt was constantly on the bump and at the plate against the toughest talent in the state. He was featured in games against Class 6 State Champion Liberty North and state runner-up Blue Springs South. He credits his development to playing these incredibly talented squads.

“No matter what team that you play in our district, you are seeing top competition,” Milbrandt said. “It’s obviously great to compete against those guys.”

The 6-foot-2-inch recent graduate of Liberty explained that one of his best memories was hoisting the state title in 2021.

“I feel like all of us seniors can say that we left our mark on the program,” Milbrandt said. “Obviously with us winning state last year and we almost won the district championship, I think we all left our impact at Liberty.”

As for the future, Milbrandt explained he is keeping his options open on his choice of joining an MLB organization or playing college baseball at Vanderbilt. But, the recent Liberty graduate explained that either choice would lead him to his eventual goal of playing in the majors.

“You can’t go wrong either way; I haven’t made up my mind, yet,” Milbrandt said. “With Vanderbilt, the angle is the same, to go play pro baseball.”

PBR RANKINGS MISSOURI

LARGE SCHOOL

1. Liberty North (25-8)
2. Liberty (25-9)
3. Jackson (18-4)
4. Nixa (27-3)
5. Fort Zumwalt West (27-7)
6. Kickapoo (22-5)
7. Blue Springs South (20-9)
8. Francis Howell (25-8)
9. Rock Bridge (26-8)
10. CBC (19-10)

LARGE SCHOOL

1. Liberty North (22-7)
2. Liberty (22-8)
3. Jackson (17-4)
4. Rock Bridge (26-4)
5. Nixa (24-3)
6. Fort Zumwalt West (25-7)
7. Blue Springs South (18-8)
8. Kickapoo (20-4)
9. Eureka (21-4-1)
10. Seckman (18-2-1)

LARGE SCHOOL

1. Nixa (22-1)
2. Blue Springs South (18-5)
3. Jackson (15-3)
4. Liberty North (17-7)
5. Liberty (18-7)
6. Rock Bridge (22-4)
7. Fort Zumwalt West (21-7)
8. Kickapoo (17-4)
9. Eureka (17-3)
10. Seckman (16-2)

LARGE SCHOOL

1. Liberty (17-4)
2. CBC (14-6)
3. Jackson (12-2)
4. Liberty North (15-5)
5. Timberland (11-5)
6. Nixa (16-1)
7. Fort Zumwalt West (14-3)
8. Blue Springs South (14-5)
9. Francis Howell (15-5)
10. Rock Bridge (18-4)

LARGE SCHOOL

1. CBC (10-1)
2. Liberty (11-3)
3. Jackson (9-2)
4. Timberland (10-1)
5. Nixa (13-0)
6. Liberty North (10-3)
7. Fort Zumwalt West (14-3)
8. Blue Springs South (11-3)
9. Kickapoo (13-2)
10. Rock Bridge (14-2)

LARGE SCHOOL

1. Liberty (10-2)
2. CBC (7-1)
3. Liberty North (8-1)
4. Jackson (5-1)
5. Timberland (7-1)
6. Fort Zumwalt West (11-2)
7. Blue Springs South (8-2)
8. Nixa (8-0)
9. Francis Howell (6-3)
10. Seckman (6-1)

LARGE SCHOOL (Class 5 and 6)

1. Liberty (Kansas City)
2. CBC
3. Liberty North
4. Francis Howell
5. Willard
6. Lindbergh
7. Jackson
8. Timberland
9. Blue Springs South
10. Fort Zumwalt West



Pre Season

Class 6

1. Liberty	4-0
2. CBC	4-0
3. Liberty North	4-0
4. Blue Springs South	2-0
5t. Rock Bridge	3-0
5t. Timberland	4-0
7. Kickapoo	2-0
8. Nixa	2-0
9. Raymore-Peculiar	2-1
10. Francis Howell	2-2

April 4th

Class 6

1. Liberty	10-2
2. CBC	7-1
3. Liberty North	8-1
4. Nixa	8-0
5T. Blue Springs South	8-2
5T. Rock Bridge	9-2
7. Fort Zumwalt West	11-2
8. Timberland	7-1
9. Kickapoo	8-2
10. Jackson	6-1

April 18th

Class 6

1. Liberty	17-5
2. Nixa	16-1
3. Liberty North	16-5
4. CBC	14-6
5. Rock Bridge	18-4
6. Blue Springs South	15-5
7. Fort Zumwalt West	18-6
8. Kickapoo	15-4
9. Jackson	12-2
10. Francis Howell	16-5

Others receiving votes: Timberland (11-5), Seckman (11-5)

May 2nd

Class 6

1. Rock Bridge	26-4
2. Liberty North	22-7
3. Nixa	24-3
4. Liberty	22-8
5. Fort Zumwalt West	25-7
6. Kickapoo	20-4
7. Blue Springs South	18-8
8. Jackson	17-4
9. Francis Howell	21-8
10. Seckman	18-2-1

May 13th

Class 6

1. Liberty North	27-9
2. Nixa	30-3
3. Fort Zumwalt West	28-8
4. Liberty	27-9
5. Rock Bridge	27-9
6T. Francis Howell	27-8
6T. Kickapoo	24-6
6T. Jackson	20-4
9. Blue Springs South	21-10
10T. Eureka	24-6-1
10T. Hickman	21-9

Final Rankings

Class 6

1. Liberty North	33-9
2. Blue Springs South	26-11
3. Francis Howell	33-9
4. Lindbergh	20-17
5. Liberty	29-10
6T. Fort Zumwalt West	30-9
6T. Nixa	32-4
8. Rock Bridge	29-10
9. Raymore-Peculiar	21-10
10. Kickapoo	27-8



Team Batting Stats - LIBERTY BLUE JAYS 2022 (Thru 39 games)

#	Name	G	PA	AB	R	H	1B	2B	3B	HR	RBI	AVG	BB	SO	HBP	SB	SF	SAC	OBP	SLG	OPS	BABIP	AB/RSP	H/RSP	BA/RSP	TP
8	Aden Holst	26	49	38	22	16	7	7	1	0	13	0.421	7	9	2	13	1	2	0.521	0.658	1.179	0.533	18	9	0.500	183
15	Karson Milbrandt	25	74	60	18	24	15	7	1	0	15	0.400	10	8	1	5	0	3	0.493	0.550	1.043	0.462	25	14	0.560	243
23	Brock Toney	8	6	5	2	2	1	1	0	0	3	0.400	1	0	0	0	0	0	0.500	0.600	1.100	0.400	1	1	1.000	31
1	Chase Littrell	39	136	107	27	42	29	5	1	1	19	0.393	22	15	4	18	0	3	0.511	0.486	0.997	0.451	39	15	0.385	504
4	Keyden Cook	32	100	85	21	32	23	4	1	3	24	0.376	13	13	0	8	1	2	0.455	0.553	1.007	0.414	39	16	0.410	363
2	Addison Smith	39	150	121	32	45	26	7	5	4	31	0.372	22	21	3	18	3	4	0.470	0.612	1.081	0.414	48	19	0.396	562
14	Palmer Holst	39	146	115	33	42	28	5	1	3	25	0.365	15	23	6	8	2	10	0.457	0.504	0.961	0.429	48	17	0.354	544
11	Dane Moberly	39	116	90	27	32	21	2	1	0	14	0.356	20	15	1	12	0	5	0.477	0.400	0.877	0.427	42	13	0.310	441
9	Parker McGee	39	147	128	29	44	26	12	2	0	28	0.344	16	19	3	9	0	0	0.429	0.469	0.897	0.404	53	21	0.396	528
5	Christian Kuchta	5	4	3	1	1	1	0	0	0	1	0.333	0	0	1	1	0	0	0.500	0.333	0.833	0.333	1	1	1.000	12
13	Jeremiah Cabuyaban	36	122	90	26	28	20	7	0	1	20	0.311	22	12	3	1	2	7	0.453	0.422	0.875	0.342	41	12	0.293	474
3	Sam Jones	12	18	14	7	4	3	0	0	1	5	0.286	4	4	0	0	0	0	0.444	0.500	0.944	0.333	7	2	0.286	73
6	Nathan Hall	38	131	107	14	30	16	8	2	0	20	0.280	19	26	1	2	1	4	0.391	0.393	0.783	0.366	51	14	0.275	495
10	Charlie MusSORici	23	39	32	15	7	4	2	1	0	11	0.219	5	7	1	3	0	1	0.342	0.344	0.686	0.280	21	6	0.286	131
27	Kai Bennett	13	30	25	6	3	3	0	0	0	2	0.120	5	11	0	0	0	0	0.267	0.120	0.387	0.214	13	1	0.077	124
18	Simon Linde	1	1	1	0	0	0	0	0	0	0	0.000	0	1	0	0	0	0	0.000	0.000	0.000	0.000	1	0	0.000	3
24	Dylan Gormont	1	1	1	0	0	0	0	0	0	0	0.000	0	1	0	0	0	0	0.000	0.000	0.000	0.000	0	0	0.000	5
25	Ben Sundell	1	1	0	0	0	0	0	0	0	0	0.000	1	0	0	0	0	0	1.000	0.000	1.000	0.000	0	0	0.000	5
12	Noah Williams	3	3	2	0	0	0	0	0	0	0	0.000	1	1	0	0	0	0	0.333	0.000	0.333	0.000	1	0	0.000	11
7	Reid Plum	2	0	0	1	0	0	0	0	0	0	0.000	0	0	0	1	0	0	0.000	0.000	0.000	0.000	0	0	0.000	0
TOTALS		39	1274	1024	281	352	223	67	16	13	231	0.344	183	186	26	99	10	41	0.451	0.479	0.930	0.406	449	161	0.359	4732



Team Pitching Stats - LIBERTY BLUE JAYS 2022 (Thru 39 games)

#	Name	G	W	L	SV	CG	QS	IP	BF	Ball	Str	PIT	H	2B	3B	HR	R	ER	ERA
21	Tanner Warner	1	0	0	0	0	0	2.0	7	7	20	27	1	0	0	0	0	0	0.00
9	Parker McGee	1	0	0	0	0	0	1.0	3	5	8	13	0	0	0	0	0	0	0.00
2	Addison Smith	1	0	0	1	0	0	1.7	5	9	13	22	0	0	0	0	0	0	0.00
14	Palmer Holst	1	0	0	0	0	0	2.0	6	8	14	22	1	0	0	0	0	0	0.00
27	Kai Bennett	11	3	3	2	0	4	34.3	143	217	359	576	25	4	0	0	12	7	1.43
15	Karson Milbrandt	10	7	1	0	1	7	50.7	204	282	530	812	35	6	0	0	17	12	1.66
25	Ben Sundell	12	8	3	0	4	8	50.7	214	238	543	781	47	4	0	3	20	13	1.80
24	Dylan Gormont	11	1	0	4	0	0	15.0	71	112	142	254	14	2	0	0	10	5	2.33
7	Reid Plum	13	2	0	2	0	2	29.3	125	184	260	444	28	7	1	1	11	10	2.39
23	Brock Toney	11	7	2	0	1	5	45.3	198	274	480	754	33	3	2	2	22	18	2.78
20	Tim Texiera	2	0	1	0	0	0	2.3	12	11	29	40	4	0	0	0	2	1	3.00
3	Sam Jones	2	0	0	0	0	0	2.0	10	25	23	48	1	0	0	0	1	1	3.50
18	Simon Linde	8	1	0	1	0	1	11.7	59	108	138	246	10	0	1	0	9	9	5.40
4	Kayden Cook	2	0	0	0	0	0	1.7	11	10	20	30	5	1	1	0	3	3	12.60
10	Charlie Mussorici	2	0	0	0	0	0	1.7	15	35	33	68	2	2	0	0	5	4	16.80
TOTALS		39	29	10	10	6	27	251.3	1083	1525	2612	4137	206	29	5	6	112	83	2.31

#	Name	K	BB	K/BB	HB	WP	WHIP	BAA	BABIP	GO	AO	FPS	FPB	FPS%	123	S%	B%
21	Tanner Warner	1	0	0.0	0	0	0.50	0.143	0.167	4	1	6	1	85.7%	1	74.1	25.9
9	Parker McGee	1	0	0.0	0	0	0.00	0.000	0.000	0	2	2	1	66.7%	1	61.5	38.5
2	Addison Smith	0	1	0.0	0	0	0.60	0.000	0.000	3	1	3	2	60.0%	1	59.1	40.9
14	Palmer Holst	0	1	0.0	0	0	1.00	0.200	0.200	2	2	3	4	42.9%	1	63.6	36.4
27	Kai Bennett	37	18	2.1	2	0	1.25	0.203	0.291	34	22	86	58	59.7%	14	62.3	37.7
15	Karson Milbrandt	91	14	6.5	3	1	0.97	0.192	0.380	33	22	139	67	67.5%	21	65.3	34.7
25	Ben Sundell	57	8	7.1	1	0	1.09	0.230	0.306	48	43	153	61	71.5%	20	69.5	30.5
24	Dylan Gormont	15	8	1.9	4	5	1.47	0.246	0.333	21	7	36	35	50.7%	3	55.9	44.1
7	Reid Plum	17	10	1.7	3	3	1.30	0.257	0.293	38	28	65	60	52.0%	7	58.6	41.4
23	Brock Toney	64	22	2.9	4	3	1.21	0.200	0.310	40	29	125	73	63.1%	14	63.7	36.3
20	Tim Texiera	4	0	0.0	1	0	1.71	0.364	0.571	2	0	7	5	58.3%	1	72.5	27.5
3	Sam Jones	1	3	0.3	0	1	2.00	0.143	0.167	4	1	5	5	50.0%	0	47.9	52.1
18	Simon Linde	13	11	1.2	2	0	1.80	0.217	0.303	14	7	32	27	54.2%	5	56.1	43.9
4	Kayden Cook	3	0	0.0	1	0	3.00	0.500	0.714	0	1	7	4	63.6%	0	66.7	33.3
10	Charlie Mussorici	4	5	0.8	2	2	4.20	0.250	0.500	0	1	9	6	60.0%	0	48.5	51.5
TOTALS		308	101	3.0	23	15	1.22	0.219	0.317	243	167	678	409	62.4%	89	63.1	36.9






Team Fielding 2022

Thru 39 games

#	Name	G	ERR	PO	A	SBA	CS	DP	FLD%	IP
13	Jeremiah Cabuyaban	8	0	48	2	3	0	2	1.000	42.7
5	Christian Kuchta	4	0	1	1	0	0	0	1.000	10.0
25	Ben Sundell	12	0	1	6	0	0	0	1.000	50.7
12	Noah Williams	3	0	1	0	0	0	0	1.000	5.0
24	Dylan Gormont	11	0	0	4	0	0	0	1.000	15.0
20	Tim Texiera	2	0	0	1	0	0	0	1.000	2.3
11	Dane Moberly	36	0	30	0	0	0	0	1.000	212.7
3	Sam Jones	14	0	3	0	0	0	0	1.000	37.0
6	Nathan Hall	34	2	244	26	22	9	0	0.993	219.3
9	Parker McGee	39	3	63	48	5	2	5	0.974	247.3
14	Palmer Holst	39	5	165	16	0	0	7	0.973	245.3
1	Chase Littrell	38	1	35	1	0	0	0	0.973	233.3
27	Kai Bennett	20	3	64	3	0	0	3	0.957	92.0
15	Karson Milbrandt	29	1	13	6	0	0	0	0.950	165.3
2	Addison Smith	39	11	45	86	0	0	10	0.923	247.3
7	Reid Plum	13	1	3	5	0	0	0	0.889	29.3
8	Aden Holst	14	4	7	16	0	0	3	0.852	85.3
23	Brock Toney	14	2	1	10	0	0	0	0.846	53.3
4	Kayden Cook	28	6	8	24	0	0	0	0.842	152.7
10	Charlie Mussorici	25	3	16	0	0	0	0	0.842	95.7
18	Simon Linde	8	1	1	4	0	0	0	0.833	11.7
21	Tanner Warner	1	0	0	0	0	0	0	0.000	2.0
17	Nathan Spengler	1	0	0	0	0	0	0	0.000	1.0
19	Alex Vasquez	1	0	0	0	0	0	0	0.000	1.0
TOTALS		39	43	749	259	30	11	11	0.959	2257.3



2022																								
Name	YR	G	PA	AB	R	H	1B	2B	3B	HR	RBI	AVG	BB	SO	HB	SB	SF	S	OBP	SLG	OPS	BABIP	RSP	TP
Karson Milbrandt	2022	25	74	60	18	24	15	7	1	0	15	0.400	10	8	1	5	0	3	0.493	0.550	1.043	0.462	0.560	243
	2021	19	49	43	5	13	8	5	0	0	13	0.302	5	8	1	3	0	0	0.388	0.419	0.806	0.371	0.350	153
Totals		44	123	103	23	37	23	12	1	0	28	0.359	15	16	2	8	0	3	0.450	0.485	0.935	0.425		396
Palmer Holst	2022	39	146	115	33	42	28	5	1	3	25	0.365	15	23	6	8	2	10	0.457	0.504	0.961	0.429	0.354	544
	2021	30	108	77	19	27	21	4	1	0	17	0.351	18	15	5	7	2	6	0.490	0.429	0.919	0.422	0.313	425
Totals		69	256	192	52	69	49	9	2	3	42	0.359	33	38	11	15	4	16	0.471	0.443	0.914	0.426		969
Parker McGee	2022	39	147	128	29	44	26	12	2	0	28	0.344	16	19	3	9	0	0	0.429	0.469	0.897	0.404	0.396	528
	2021	20	39	30	6	6	3	3	0	0	4	0.200	4	5	3	4	0	2	0.351	0.300	0.651	0.240	0.071	121
Totals		59	186	158	35	50	29	15	2	0	32	0.316	20	24	6	13	0	2	0.413	0.411	0.824	0.373		649
Jeremiah Cabuyaban	2022	36	122	90	26	28	20	7	0	1	20	0.311	22	12	3	1	2	7	0.453	0.422	0.875	0.342	0.293	474
	2021	37	115	92	14	28	18	6	1	1	27	0.304	16	13	4	2	0	3	0.429	0.424	0.852	0.346	0.325	393
Totals		73	239	182	40	56	38	13	1	2	47	0.308	38	25	7	3	2	10	0.441	0.412	0.853	0.344		867
Nathan Hall	2022	38	131	107	14	30	16	8	2	0	20	0.280	19	26	1	2	1	4	0.391	0.393	0.783	0.366	0.275	495
	2021	5	11	8	1	2	1	0	0	0	1	0.250	0	3	1	1	1	1	0.300	0.250	0.550	0.333	0.333	36
Totals		43	143	115	15	32	17	8	2	0	21	0.278	19	29	2	3	2	5	0.384	0.339	0.723	0.364		531
Brock Toney	2022	8	6	5	2	2	1	1	0	0	3	0.400	1	0	0	0	0	0	0.500	0.600	1.100	0.400	1.000	31
	2021	1	1	1	0	0	0	0	0	0	0	0.000	0	1	0	0	0	0	0.000	0.000	0.000	0.000	0.000	4
Totals		9	7	6	2	2	1	1	0	0	3	0.333	1	1	0	0	0	0	0.429	0.500	0.929	0.400		35
Reid Plum	2022	2	0	0	1	0	0	0	0	0	0	0.000	0	0	0	1	0	0	0.000	0.000	0.000	0.000	0.000	0
	2021	1	0	0	1	0	0	0	0	0	0	0.000	0	0	0	0	0	0	0.000	0.000	0.000	0.000	0.000	0
Totals		3	0	0	2	0	0	0	0	0	0	0.000	0	0	0	1	0	0	0.000	0.000	0.000	0.000		0
Dylan Gormont	2022	1	1	1	0	0	0	0	0	0	0	0.000	0	1	0	0	0	0	0.000	0.000	0.000	0.000	0.000	5
	2021	1	1	1	0	0	0	0	0	0	0	0.000	0	1	0	0	0	0	0.000	0.000	0.000	0.000	0.000	3
Totals		2	2	2	0	0	0	0	0	0	0	0.000	0	2	0	0	0	0	0.000	0.000	0.000	0.000		8
Ben Sundell	2022	1	1	0	0	0	0	0	0	0	0	0.000	1	0	0	0	0	0	1.000	0.000	1.000	0.000	0.000	5

Name	YR	G	PA	AB	R	H	1B	2B	3B	HR	RBI	AVG	BB	SO	HB	SB	SF	S	OBP	SLG	OPS	BABIP	RSP	TP
Aden Holst	2022	26	49	38	22	16	7	7	1	0	13	0.421	7	9	2	13	1	2	0.521	0.658	1.179	0.533	0.500	183
	2021	23	66	48	11	8	7	1	0	0	9	0.167	11	17	5	5	1	1	0.369	0.188	0.557	0.250	0.217	249
Totals		49	116	86	33	24	14	8	1	0	22	0.279	18	26	7	18	2	3	0.434	0.384	0.817	0.387		432
Addison Smith	2022	39	150	121	32	45	26	7	5	4	31	0.372	22	21	3	18	3	4	0.470	0.612	1.081	0.414	0.396	562
	2021	38	147	117	34	40	26	6	5	0	18	0.342	21	15	4	13	2	3	0.451	0.479	0.930	0.385	0.286	514
Totals		77	300	238	66	85	52	13	10	4	49	0.357	43	36	7	31	5	7	0.461	0.521	0.982	0.399		1076
Chase Littrell	2022	39	136	107	27	42	29	5	1	1	19	0.393	22	15	4	18	0	3	0.511	0.486	0.997	0.451	0.385	504
	2021	18	53	47	11	14	9	3	0	0	9	0.298	5	11	1	4	0	0	0.377	0.362	0.739	0.389	0.333	181
Totals		57	189	154	38	56	38	8	1	1	28	0.364	27	26	5	22	0	3	0.473	0.396	0.869	0.433		685
Charlie Mussorici	2022	23	39	32	15	7	4	2	1	0	11	0.219	5	7	1	3	0	1	0.342	0.344	0.686	0.280	0.286	131
	2021	1	2	2	0	0	0	0	0	0	0	0.000	0	1	0	0	0	0	0.000	0.000	0.000	0.000	0.000	8
Totals		24	41	34	15	7	4	2	1	0	11	0.206	5	8	1	3	0	1	0.325	0.324	0.649	0.269		139
Kayden Cook	2022	32	100	85	21	32	23	4	1	3	24	0.376	13	13	0	8	1	2	0.455	0.553	1.007	0.414	0.410	363
Dane Moberly	2022	39	116	90	27	32	21	2	1	0	14	0.356	20	15	1	12	0	5	0.477	0.400	0.877	0.427	0.310	441
Christian Kuchta	2022	5	4	3	1	1	1	0	0	0	1	0.333	0	0	1	1	0	0	0.500	0.333	0.833	0.333	1.000	12
Sam Jones	2022	12	18	14	7	4	3	0	0	1	5	0.286	4	4	0	0	0	0	0.444	0.500	0.944	0.333	0.286	73
Kai Bennett	2022	13	30	25	6	3	3	0	0	0	2	0.120	5	11	0	0	0	0	0.267	0.120	0.387	0.214	0.077	124
Simon Linde	2022	1	1	1	0	0	0	0	0	0	0	0.000	0	1	0	0	0	0	0.000	0.000	0.000	0.000	0.000	3
Noah Williams	2022	3	3	2	0	0	0	0	0	0	0	0.000	1	1	0	0	0	0	0.333	0.000	0.333	0.000	0.000	11

2022																							
Name	Year	G	CG	W	L	SV	IP	H	2B	3B	HR	R	ER	ERA	WHIP	BAA	K	BB	K/BB	AO	GO	HB	PIT
Reid Plum	2022	13	0	2	0	2	29.3	28	7	1	1	11	10	2.39	1.30	0.257	17	10	1.7	28	38	3	444
	2021	6	1	1	1	0	16.1	8	1	0	0	6	3	1.30	0.99	0.136	10	8	1.3	14	2	2	260
	2019	3	0	1	0	0	7.0	8	0	0	0	3	3	3.00	1.57	0.276	8	3	2.7	5	7	0	104
Totals		22	1	4	1	2	52.4	44	8	1	1	20	16	2.14	1.24		35	21	1.7	47	47	5	808
Karson Milbrandt	2022	10	1	7	1	0	50.7	35	6	0	0	17	12	1.66	0.97	0.192	91	14	6.5	22	33	3	812
	2021	14	2	10	2	1	53.0	37	9	1	0	26	18	2.38	1.26	0.184	69	30	2.3	42	10	10	973
	2019	2	0	1	0	0	3.0	2	1	0	0	1	1	2.33	1.00	0.182	4	1	4.0	4	1	0	42
Totals		26	3	18	3	1	106.7	74	16	1	0	44	31	2.03	1.12		164	45	3.6	68	44	13	1827
Ben Sundell	2022	12	4	8	3	0	50.7	47	4	0	3	20	13	1.80	1.09	0.230	57	8	7.1	43	48	1	781
	2021	13	4	4	3	3	34.1	30	3	0	1	23	12	2.46	1.31	0.216	28	15	1.9	33	1	1	625
Totals		25	8	12	6	3	84.8	77	7	0	4	43	25	2.06	1.18		85	23	3.7	76	49	2	1406

2022																							
Name	Year	G	CG	W	L	SV	IP	H	2B	3B	HR	R	ER	ERA	WHIP	BAA	K	BB	K/BB	AO	GO	HB	PIT
Kai Bennett	2022	11	0	3	3	2	34.3	25	4	0	0	12	7	1.43	1.25	0.203	37	18	2.1	22	34	2	576
	2021	11	5	5	1	1	47.0	39	7	0	2	27	14	2.09	1.32	0.218	38	23	1.7	42	6	6	764
Totals		22	5	8	4	3	81.3	64	11	0	2	39	21	1.81	1.29		75	41	1.8	64	40	8	1340
Addison Smith	2022	1	0	0	0	1	1.7	0	0	0	0	0	0	0.00	0.60	0.000	0	1	0.0	1	3	0	22
	2021	5	1	1	0	2	14.2	11	1	1	0	3	1	0.49	1.23	0.220	12	7	1.7	16	1	1	232
Totals		6	1	1	0	3	15.9	11	1	1	0	3	1	0.44	1.20		12	8	1.5	17	4	1	254
Simon Linde	2022	8	0	1	0	1	11.7	10	0	1	0	9	9	5.40	1.80	0.217	13	11	1.2	7	14	2	246
	2021	2	1	1	0	0	1.1	3	1	0	0	2	2	12.73	3.00	0.500	1	1	1.0	2	0	0	31
Totals		10	1	2	0	1	12.8	13	1	1	0	11	11	6.03	1.96		14	12	1.2	9	14	2	277
Charlie Mussorici	2022	2	0	0	0	0	1.7	2	2	0	0	5	4	16.80	4.20	0.250	4	5	0.8	1	0	2	68
	2021	13	4	4	3	3	34.1	30	3	0	1	23	12	2.46	1.31	0.216	28	15	1.9	33	1	1	625
Totals		15	4	4	3	3	35.8	32	5	0	1	28	16	3.13	1.45		32	20	1.6	34	1	3	693
Tanner Warner	2022	1	0	0	0	0	2.0	1	0	0	0	0	0	0.00	0.50	0.143	1	0	0.0	1	4	0	27
Tim Texiera	2022	2	0	0	1	0	2.3	4	0	0	0	2	1	3.00	1.71	0.364	4	0	0.0	0	2	1	40
Sam Jones	2022	2	0	0	0	0	2.0	1	0	0	0	1	1	3.50	2.00	0.143	1	3	0.3	1	4	0	48
Kayden Cook	2022	2	0	0	0	0	1.7	5	1	1	0	3	3	12.60	3.00	0.500	3	0	0.0	1	0	1	30
Charlie Mussorici	2022	2	0	0	0	0	1.7	2	2	0	0	5	4	16.80	4.20	0.250	4	5	0.8	1	0	2	68

First	Last	YR	PO	A	E	PCT
Jeremiah	Cabuyaban	2022	48	2	0	1.000
		2021	151	20	3	0.983
	Totals		199	22	3	0.987
Dylan	Gormont	2022	0	4	0	1.000
		2021	1	0	0	1.000
	Totals		1	4	0	1.000
Reid	Plum	2022	3	5	1	0.889
		2021	0	4	0	1.000
		2019	1	2	0	1.000
	Totals		4	11	1	0.938
Nathan	Hall	2022	244	26	2	0.993
		2021	19	2	1	0.955
	Totals		263	28	3	0.990
Brock	Toney	2022	1	10	2	0.846
		2021	4	5	0	1.000
	Totals		5	15	2	0.909
Palmer	Holst	2022	165	16	5	0.973
		2021	39	19	8	0.879
	Totals		204	35	13	0.948
Ben	Sundell	2022	1	6	0	1.000
		2021	0	6	0	1.000
	Totals		1	12	0	1.000
Parker	McGee	2022	63	48	3	0.974
		2021	8	2	0	1.000
	Totals		71	50	3	0.976

First	Last	YR	PO	A	E	PCT
Addison	Smith	2022	45	86	11	0.923
		2021	44	79	17	0.879
	Totals		89	165	28	0.901
Chase	Littrell	2022	35	1	1	0.973
		2021	26	2	0	1.000
	Totals		61	3	1	0.985
Aden	Holst	2022	7	16	4	0.852
		2021	26	38	3	0.955
	Totals		33	54	7	0.926
Kai	Bennett	2022	64	3	3	0.957
		2021	2	15	3	0.850
	Totals		66	18	6	0.933
Christian	Kutchka	2022	1	1	0	1.000
Noah	Williams	2022	1	0	0	1.000
Tim	Texiera	2022	0	1	0	1.000
Dane	Moberly	2022	30	0	0	1.000
Sam	Jones	2022	3	0	0	1.000
Kayden	Cook	2022	8	24	6	0.842
Charlie	Mussorici	2022	16	0	3	0.842
Simon	Linde	2022	1	4	1	0.833

SINGLE SEASON AND CAREER STATISTICS ARE ON THE NEXT PAGES

Single Season At Bats			
RK	Name	No.	Year
1	Dawson Goe	129	2021
2	Ryan Williams	128	2021
	Parker McGee	128	2022
4	Braxton Bragg	123	2018
5	Addison Smith	121	2022
6	Jason Volkmann	119	2014
7	Addison Smith	117	2021
8	Aiden Watson	116	2021
	Joe Kinder	116	2015
10	Palmer Holst	115	2022
11	Wes Jones	114	2012
12	Jason Volkmann	113	2015
13	Braden Brown	112	2011
	Logan Steenstra	112	2018
	Drew Mackie	112	2018
16	Drew Mackie	111	2019
	Nathan Winfrey	111	2011
	Hunter Evans	111	2018
19	Chayton Beck	108	2019
20	Byron McCoy	107	2003
	Nathan Hall	107	2022
	Chase Littrell	107	2022
23	Braxton Bragg	106	2019
	Jacob Francis	106	2014
	Nathan Gray	106	2018
	Lucas Norton	106	2012
	Billy Sharp	106	2003
28	Chase Gwin	105	2002
	Brandon Hall	105	2002
30	Craig Straws	103	2015
	Brady Newland	103	2014
	Nathan Winfrey	103	2012
	Lucas Norton	103	2011
	Ben McMillen	103	2002
35	Matt Dye	102	2011
	Kyle Browning	102	2000
	Grant Littrell	102	2021
38	Ryan Fisher	101	2014
	Zach Pirrello	101	2011
40	Joe Kinder	100	2016
	Zach Hoeflicker	100	2014
	Tyler Smith	100	2000
	Billy Sharp	100	2002
44	Brock Dorothy	99	2014
45	Joe Kinder	98	2014
	Hunter Mense	98	2002
47	Taylor Harmon	97	2012
	Jake Rains	97	2003
49	Craig Straws	96	2016
	Kevin Starr	96	2009
	Ben Blanton	96	2000
52	Brandon Hall	95	2001
	Jordan Carlson	95	2018
	Matt Heiman	95	2004
	Tyler Miller	95	2017
56	Cassius Hart	94	2004
57	Hunter Mense	93	2003
	Brian Strodman	93	2003
	Tristan Dorsey	93	2002
	Drew Mackie	93	2017

Single Season Hits			
RK	Name	No.	Year
1	Ryan Williams	53	2021
2	Aiden Watson	50	2021
	Nathan Winfrey	50	2012
4	Logan Steenstra	49	2018
5	Drew Mackie	48	2019
	Nathan Winfrey	48	2012
7	Joe Kinder	47	2015
	Billy Sharp	47	2003
	Zach Barron	47	1998
10	Wes Jones	46	2012
	Zach Pirrello	46	2011
12	Jason Volkmann	45	2014
	Addison Smith	45	2022
14	Ben Blanton	44	2000
	Parker McGee	44	2022
16	Jason Volkmann	43	2015
	Braxton Bragg	43	2018
	Matt Dye	43	2011
	Hunter Mense	43	2003
	Tyler Smith	43	2000
	Brandon Hall	43	2002
22	Palmer Holst	42	2022
	Chase Littrell	42	2022
	Dawson Goe	42	2021
	Ben McMillen	42	2002
	Braden Brown	42	2011
27	Chayton Beck	41	2019
	Byron McCoy	41	2003
	Hunter Evans	41	2018
30	Addison Smith	40	2021
	Craig Straws	40	2015
	Drew Mackie	40	2018
	Kyle Browning	40	2000
	Brandon Hall	40	2001
35	Alec Sartain	39	2010
	Lucas Norton	39	2012
37	Todd Hinkley	38	2011
	Hunter Mense	38	2002
	Keith Williams	38	1988
	Kevin Starr	38	2009
	Cassius Hart	38	2004
	Joe Kinder	38	2016
43	Braxton Bragg	37	2019
	Dominic LaRocca	37	2009
	Brady Newland	37	2014
	Joe Kinder	37	2014
47	Craig Straws	36	2016
	Lucas Norton	36	2011
	Ryan Stegall	36	1998
	Brett Reid	36	1998
	Christian Brinser	36	2010
	Chase Gwin	36	2002
	Jake Rains	36	2003
	Logan Steenstra	36	2017
	Drew Mackie	36	2017
56	Jordan Carlson	35	2018

Single Season Runs			
RK	Name	No.	Year
1	Aiden Watson	48	2021
2	Nathan Winfrey	44	2011
	Billy Sharp	44	2003
4	Braden Brown	43	2011
5	Jason Volkmann	40	2015
6	Zach Pirrello	38	2011
7	Garrett White	37	2010
	Brandon Hall	37	2002
9	Nathan Winfrey	36	2012
10	Wes Jones	35	2012
	Lucas Norton	35	2011
12	Addison Smith	34	2021
	Ryan Stegall	34	1998
	Brett Reid	34	1998
	Zach Barron	34	1998
16	Braxton Bragg	33	2019
	Palmer Holst	33	2022
	Zach Whittaker	33	2011
19	Addison Smith	32	2022
	Joe Kinder	32	2016
	Hunter Evans	32	2018
	Matt Dye	32	2011
	Brandon Hall	32	2001
24	Dawson Goe	31	2021
	Craig Straws	31	2015
	Logan Steenstra	31	2018
	Joe Kinder	31	2014
	Taylor Harmon	31	2012
	Alec Sartain	31	2010
	Chase Gwin	31	2002
31	Ryan Fisher	30	2014
	Jordan Carlson	30	2018
	Lucas Norton	30	2012
	Kyle Browning	30	2000
35	Brandon Green	29	2016
	Parker McGee	29	2022
	Braxton Bragg	29	2018
	Joe Kinder	29	2015
	Brandon Green	29	2015
	Byron McCoy	29	2003
	Eric Smith	29	2000
	Derrick Jones	29	2010
43	Dane Moberly	27	2022
	Chase Littrell	27	2022
	Jason Volkmann	27	2014
	Taylor Uhlmann	27	2011
	Jimmy Smelcer	27	2009
	David Longmore	27	2008
49	Jeremiah Cabuyaban	26	2022
	Justin Vochatzer	26	2015
	Drew Mackie	26	2018
	Nathan Winfrey	26	2013
	Todd Hinkley	26	2011
	Dylan Stevens	26	2011
	Dominic LaRocca	26	2009
	Christian Brinser	26	2010
57	Chris Rouse	25	1998
	David Allen	25	1996
	Timm Bechter	25	1981

Single Season Doubles			
RK	Name	No.	Year
1	Nathan Winfrey	15	2012
2	Alec Sartain	14	2010
3	Drew Mackie	13	2019
	Ben Blanton	13	2000
5	Parker McGee	12	2022
	Aiden Watson	12	2021
	Ryan Stegall	12	1998
	Logan Steenstra	12	2018
	Braxton Bragg	12	2018
	Dominic LaRocca	12	2009
11	Dylan Stevens	11	2011
	Christian Brinser	11	2010
	Hunter Mense	11	2003
	Brandon Hall	11	2000
	Ryan Stegall	11	1997
16	Chayton Beck	10	2019
	Joe Kinder	10	2015
	Drew Mackie	10	2018
	Craig Straws	10	2014
	Matt Dye	10	2011
	Creighton Jones	10	2010
	Billy Sharp	10	2003
	Chris Rouse	10	1998
	Matt Heiman	10	2005
	Matt Saragusa	10	2006
26	Connor Marchand	9	2016
	Jordan Carlson	9	2018
	Brock Dorothy	9	2014
	Brady Newland	9	2014
	Todd Hinkley	9	2012
	Todd Hinkley	9	2011
	Nathan Winfrey	9	2010
	Roger Thomas	9	1976
	Dennis Warman	9	1981
	Kevin Starr	9	2009
	Matt Watkins	9	2010
	Nathan LeBlanc	9	2008
	Luke Irvine	9	2005
	Byron McCoy	9	2002
	Brandon Hall	9	2001
	Tyler Smith	9	2000
	Ben McNutt	9	2000
	Keith Williams	9	1988

Single Season Triples			
RK	Name	No.	Year
1	Zach Pirrello	6	2012
	Brandon Green	6	2016
	Christian Brinser	6	2010
4	Addison Smith	5	2021
	Addison Smith	5	2022
	Nathan Winfrey	5	2012
	Logan Steenstra	5	2018
	Nathan Winfrey	5	2011
	Ryan Stegall	5	1997
	Brett Reid	5	1997
11	Dominic LaRocca	4	2009
	Hunter Evans	4	2018
	Drew Mackie	4	2018
	David Longmore	4	2008
	Brandon Hall	4	2001
	Ben Blanton	4	2000
	David Allen	4	1996
	Chase Gwin	4	2002
	Hunter Mense	4	2002
	Shannon Blackburn	4	1997
	Ian Jacobs	4	2017
22	Jordan Carlson	3	2019
	Justin Vochatzer	3	2016
	Craig Straws	3	2016
	Jason Volkmann	3	2015
	Ryan Fisher	3	2014
	Craig Straws	3	2014
	Nathan LeBlanc	3	2008
	Tyler Brewer	3	2007
	Max Pozel	3	2006
	Bret Harper	3	2006
	Hunter Mense	3	2003
	Ryan Stegall	3	1998
	Zach Barron	3	1998
	David Gibbs	3	1980
	D. Fryer	3	1985
	Keith Williams	3	1987
	Drew Mackie	3	2017

Single Season Home Runs			
RK	Name	No.	Year
1	Billy Sharp	8	2003
	Timm Bechter	8	1981
	Brett Reid	8	1998
4	Kevin Houston	7	1976
5	Todd Hinkley	6	2012
	David Allen	6	1996
	Matt Dye	6	2011
	Alec Sartain	6	2010
	Brandon Hall	6	2002
	Chris Rouse	6	1998
12	Lucas Norton	5	2012
	Bob Clark	5	1973
	Kevin Houston	5	1975
	Hunter Mense	5	2003
	Zach Barron	5	1998
	Ryan Stegall	5	1998
18	Addison Smith	4	2022
	Lucas Norton	4	2011
	Braxton Bragg	4	2018
	Jack Sartain	4	1984
	Paul Jenness	4	1986
	Hunter Mense	4	2002
	Luke Irvine	4	2006
	Luke Irvine	4	2004
	Brandon Hall	4	2001
	Ron Thurston	4	1977
	Jeff Edmonds	4	1982
	David Allen	4	1995
	Steve Kosa	4	1995



Single Season RBI's			
RK	Name	No.	Year
1	Matt Dye	43	2011
	Alec Sartain	43	2010
3	Hunter Mense	40	2003
4	Nathan Winfrey	37	2011
5	Ryan Williams	36	2021
	Todd Hinkley	36	2012
7	Drew Mackie	35	2019
8	Brandon Hall	34	2002
9	Lucas Norton	33	2011
	Dylan Stevens	33	2011
11	Aiden Watson	32	2021
	Jason Volkmann	32	2014
	Logan Steenstra	32	2018
	Billy Sharp	32	2003
	Matt Watkins	32	2010
16	Addison Smith	31	2022
	Braxton Bragg	31	2017
	Nathan Winfrey	31	2012
	Todd Hinkley	31	2011
	Zach Pirrello	31	2011
	Hunter Mense	31	2002
22	Ben Blanton	30	2000
23	Connor Marchand	29	2016
	Hunter Evans	29	2018
	Brandon Hall	29	2001
	Zach Barron	29	1998
	Brett Reid	29	1998
28	Brock Dorothy	28	2014
	Parker McGee	28	2022
30	J.C. Cabuyaban	27	2021
	Braden Brown	27	2011
	Christian Brinser	27	2010
	Kevin Starr	27	2009
	Luke Irvine	27	2007
35	Brandon Green	26	2015
	Kevin Starr	26	2008
	Chayton Beck	25	2019
37	Jason Volkmann	25	2015
	Justin Vochatzer	25	2015
	Brady Newland	25	2014
	Lucas Norton	25	2012
	Palmer Holst	25	2022

Single Season Stolen Bases			
RK	Name	No.	Year
1	Mike Neimeyer	34	1974
2	Jason Volkmann	31	2015
3	Wes Jones	23	2012
4	Greg Dale	20	1978
	Kurt Bradbury	20	1971
	Rick Hawthorne	20	1977
7	Mike Neimeyer	18	1973
	Jared Mathes	18	2005
	Addison Smith	18	2022
	Chase Littrell	18	2022
11	Dick Bland	17	1975
	Ron Thurston	17	1977
	Jordan Henderson	17	2004
14	Joe Kinder	16	2015
	Craig Straws	16	2015
	Roger Thomas	16	1976
17	Brandon Green	15	2015
	Craig Straws	15	2016
	Brady Newland	15	2013
	Taylor Harmon	15	2012
	Lucas Norton	15	2012
	Zach Barron	15	1998
23	Braden Brown	14	2011
	Garrett White	14	2010
	Byron McCoy	14	2003
	Jesse Boegner	14	2004
	Jimmy Smelcer	14	2009
28	Addison Smith	13	2021
	Tim Ewing	13	1981
	Aden Holst	13	2022
	Drew Mackie	13	2018
	Ryan Stegall	13	1998
	Jared Mathes	13	2004
	Tristan Dorsey	13	2002
	Matt Heiman	13	2005
37	Dane Moberly	12	2022
	Drew Mackie	12	2019
	Ben Jones	12	2019
	Nathan Winfrey	12	2013
	Bob Canfield	12	1978
	Byron McCoy	12	2002
	Cassius Hart	12	2004
	Jon Saragusa	12	2005
	Matt Saragusa	12	2006
46	Nick Hertzog	11	2013
	Hunter Evans	11	2018
	Zach Pirrello	11	2011
	Zach Barron	11	1997
	Matt Heiman	11	2006
	Garrett White	11	2009


Single Season Walks			
RK	Name	No.	Year
1	Aiden Watson	39	2021
2	Grant Littrell	35	2021
	Todd Hinkley	35	2012
4	Jared Mathes	27	2005
5	Nathan Winfrey	24	2013
	Drew Mackie	24	2018
7	Alex Backhaus	23	2007
8	Addison Smith	22	2022
	Chase Littrell	22	2022
	Jeremiah Cabuyaban	22	2022
	Brock Dorothy	22	2014
	Braden Brown	22	2011
	Colin Hill	22	2017
14	Drew Mackie	21	2019
	Hunter Evans	21	2018
16	Dane Moberly	20	2022
	Billy Sharp	20	2002
	Mark Anderson	20	1986
19	Nathan Hall	19	2022
	Ben Jones	19	2019
21	Palmer Holst	18	2021
	Taylor Uhlmann	18	2011
	Jacob Selock	18	2018
	Dylan Stevens	18	2011
	Todd Hinkley	18	2012
	Taylor Harmon	18	2012
	Mike Rosenthal	18	2000
	I.Carroll	18	1991
	Grant Smith	18	1988
	Timm Bechter	18	1981
	S.Bush	18	1975
	David Barker	18	1973
	Drew Mackie	18	2017
34	Braxton Bragg	17	2019
	Jordan Carlson	17	2019
	Ryan Williams	17	2021
	Craig Straws	17	2016



Single Season OBP min. 60 AB's			
RK	Name	No.	Year
1	Nathan Winfrey	0.602	2013
2	Aiden Watson	0.579	2021
3	Aiden Watson	0.565	2019
4	Nathan Winfrey	0.561	2012
5	Justin Vochatzer	0.545	2016
6	Drew Mackie	0.522	2019
	Colin Hill	0.522	2017
8	Chase Littrell	0.511	2022
9	Logan Steenstra	0.508	2018
10	Nick Hertzog	0.505	2013
11	Logan Steenstra	0.500	2017
12	Karson Milbrandt	0.493	2022
13	Braxton Bragg	0.491	2017
14	Ryan Williams	0.490	2021
	Dawson Goe	0.490	2021
	Palmer Holst	0.490	2021
17	Drew Mackie	0.487	2017
18	Dane Moberly	0.477	2022
19	Craig Straws	0.475	2016
20	Nathan Gray	0.474	2017
21	Hunter Evans	0.471	2018
	Justin Vochatzer	0.471	2015
23	Addison Smith	0.470	2022
24	Brandon Green	0.469	2015
25	Brock Dorothy	0.467	2014
26	Ryan Fisher	0.463	2014
27	Craig Straws	0.458	2015
28	Palmer Holst	0.457	2022
	Drew Mackie	0.457	2018
30	Braxton Bragg	0.455	2019
	Jordan Carlson	0.455	2018
	Kayden Cook	0.455	2022
33	Jeremiah Cabuyaban	0.453	2022
34	Addison Smith	0.451	2021
35	Jacob Selock	0.443	2018
36	Chayton Beck	0.442	2019
	Joe Kinder	0.442	2016
38	Brandon Green	0.441	2016
	Jason Volkmann	0.441	2014
40	Joe Kinder	0.440	2015
	Brock Dorothy	0.440	2013
42	Grant Littrell	0.439	2021

Single Season AVG			
Min. 60 AB's			
RK	Name	No.	Year
1	Zach Barron (47-82)	0.573	1998
2	Timm Bechter (31-61)	0.508	1981
3	Dick Bland (35-72)	0.486	1975
4	Nathan Winfrey (33-68)	0.485	2013
5	Nathan Winfrey (50-103)	0.485	2012
6	Eric Smith (31-64)	0.484	1999
7	Todd Hinkley (38-79)	0.481	2011
8	Keith Williams (38-79)	0.481	1988
9	Kevin Houston (30-64)	0.468	1976
10	Ryan Stegall (36-76)	0.474	1998
11	David Gibbs (36-77)	0.468	1980
12	Hunter Mense (43-93)	0.462	2003
13	Dominic LaRocca (37-81)	0.457	2009
14	Ben Blanton (44-96)	0.458	2011
15	Zach Pirrello (46-101)	0.455	2011
16	Brett Reid (35-77)	0.455	1997
17	Kirk Buckner (31-68)	0.455	1988
18	Brett Reid (36-80)	0.450	1998
19	Alec Sartain (39-88)	0.443	2010
20	Brett Schroer (31-70)	0.442	1992
21	Billy Sharp (47-106)	0.442	2003
22	Logan Steenstra (49-112)	0.438	2018
23	Logan Steenstra (36-83)	0.434	2017
	Christian Brinser (36-83)	0.434	2010
	Drew Mackie (48-111)	0.432	2019
25	Nathan Winfrey (48-111)	0.432	2011
26	Aiden Watson (50-116)	0.431	2021
26	Tyler Smith (43-100)	0.430	2000
	Matt Rule (28-65)	0.430	1989
28	David Barker (28-66)	0.424	1974
29	Andy Rieth (33-78)	0.423	2012
30	Matt Dye (43-102)	0.422	2011
31	Brandon Hall (40-95)	0.421	2001
32	Justin Vochatzer (33-79)	0.418	2016
33	Derrick Jones (35-84)	0.417	2010
34	Ryan Stegall (34-82)	0.415	1997
	Jack Sartain (27-65)	0.415	1984
36	Bob Canfield (29-70)	0.414	1978
	Ryan Williams (53-128)	0.414	2021
37	Matt Watkins (33-80)	0.413	2010
38	Byron McCoy (35-85)	0.412	2002
39	Nick Hertzog (34-83)	0.410	2013
	Kevin Starr (32-78)	0.410	2008
	Brandon Hall (43-105)	0.410	2002

Single Season HBP			
RK	Name	No.	Year
1	Brandon Green	10	2016
2	Jacob Selock	8	2019
	Justin Vochatzer	8	2016
	Brandon Green	8	2015
5	Nathan Winfrey	7	2011
	Taylor Harmon	7	2012
	Taylor Harmon	7	2011
8	Dawson Goe	6	2021
	Braxton Bragg	6	2019
	Braxton Bragg	6	2017
	Logan Steenstra	6	2018
	Justin Vochatzer	6	2015
	Craig Straws	6	2014
	Carlos Valencia	6	2015
	Taylor Uhlmann	6	2012
	Andy Reith	6	2012
	Derrick Jones	6	2010
	Palmer Holst	6	2022



Single Season K's			
(80 AB's) or more			
RK	Name	No.	Year
1	Derrick Jones (84)	3	2010
	Mike Sharp (85)	3	2005
3	Jake Rains (97)	4	2003
	Ben Blanton (96)	4	2000
5	Jordan Carlson (95)	5	2019
	Nick Hertzog (90)	5	2013
	Alec Sartain (88)	5	2010
	Matt Heiman (83)	5	2005
9	Ryan Fisher (101)	6	2014
	Wes Jones (114)	6	2012
	Matt Watkins (80)	6	2010
	Billy Sharp (106)	6	2003
	Billy Sharp (90)	6	2001
	Kyle Browning (102)	6	2000
15	Wes Jones (89)	7	2011
	Dylan Stevens (89)	7	2011
17	Nathan Gray (80)	8	2018
	Craig Straws (96)	8	2016
	Christian Brinser (83)	8	2010
	Matt Heiman (95)	8	2004
	Cassius Hart (94)	8	2004
	Chase Gwin (88)	8	2003
23	Joe Kinder (100)	9	2016
	Connor Marchand (86)	9	2016
	Brock Dorothy (99)	9	2014
	Taylor Uhlmann (90)	9	2012
	Braden Brown (112)	9	2011
	Mike Sharp (87)	9	2004
	Brandon Hall (105)	9	2002
	Brandon Hall (95)	9	2001
30	Ryan Williams (128)	10	2021
	Craig Straws (103)	10	2015
	Tyler Smith (100)	10	2000

Single Season OPS			
Min. 70 AB's			
RK	Name	No.	Year
1	Nathan Winfrey	1.347	2012
2	Hunter Mense	1.346	2003
3	Todd Hinkley	1.339	2011
4	Alex Sartain	1.326	2010
5	Ben Blanton	1.298	2000
6	Billy Sharp	1.285	2003
7	Dominic LaRocca	1.241	2009
8	Brandon Hall	1.216	2002
9	Aiden Watson	1.208	2021
10	Christian Brinser	1.205	2010
11	Brandon Hall	1.176	2001
12	Drew Mackie	1.162	2019
13	Logan Steenstra	1.142	2018
14	Zach Pirrello	1.131	2011
15	Matt Dye	1.130	2011
16	Nathan Winfrey	1.128	2011
	Hunter Mense	1.128	2002
18	Matt Watkins	1.122	2010
19	Kevin Starr	1.117	2008
20	Aiden Watson	1.103	2019
21	Ben Blanton	1.102	1999
22	David Longmore	1.100	2008
23	Addison Smith	1.081	2022



Single Season BABIP			
Min. 80 AB's			
RK	Name	No.	Year
1	Byron McCoy	0.583	2002
2	Todd Hinkley	0.574	2011
3	Nathan Winfrey	0.545	2012
4	Zach Pirrello	0.529	2011
5	Dominic LaRocca	0.521	2009
6	Logan Steenstra	0.507	2017
7	Aiden Watson	0.495	2021
8	Hunter Mense	0.494	2003
9	Logan Steenstra	0.490	2018
10	Ben McMillen	0.488	2002
11	Nathan Winfrey	0.484	2011
12	Christian Brinser	0.480	2010
13	Drew Mackie	0.479	2019
14	Justin Vochatzer	0.478	2016
	Tyler Smith	0.478	2000
16	Matt Dye	0.463	2011
17	Ben Blanton	0.461	2000
18	Matt Saragusa	0.460	2006
19	Brian Strodman	0.456	2003
20	Drew Mackie	0.455	2017
21	Kevin Starr	0.451	2009
	Chase Littrell	0.451	2022



DEFENSIVE STATISTICS

Single Season Putouts			
RK	Name	No.	Year
1	Aiden Watson	268	2021
2	Coe West	261	2003
3	Nathan Hall	244	2022
4	Braxton Bragg	234	2018
5	Coe West	213	2002
6	Kevin Starr	212	2009
7	Brock Dorothy	209	2014
8	Brian Strodman	199	2003
9	Braxton Bragg	194	2017
10	Chayton Beck	193	2019
11	Todd Hinkley	190	2012
	Ben McMillen	190	2002
13	Chayton Beck	189	2018
14	Dustin Rheuport	179	2006
15	Taylor Uhlmann	173	2012
	Matt Heiman	173	2005
	Tyler smith	173	2000
18	Kevin Starr	172	2008
19	Palmer Holst	165	2022
20	Kevin Starr	163	2007
21	Braxton Bragg	159	2019
	Ian Jacobs	159	2017
23	Tyler Smith	158	1998
24	Nathan Volkmann	156	2013
	Taylor Uhlmann	156	2011
26	Brock Dorothy	154	2013
	Brian Strodman	154	2004
28	Jeremiah Cabuyabar	151	2021
	Dylan Stevens	151	2010
30	Matt Gastner	150	2016
31	Brandon Green	149	2015
32	Creighton Jones	144	2010

Single Season Assists			
RK	Name	No.	Year
1	Addison Smith	86	2022
2	Addison Smith	79	2021
3	Dawson Goe	78	2021
4	Brandon Hall	73	2002
5	Joe Kinder	71	2015
6	Hunter Evans	70	2018
7	Jimmy Smelcer	68	2009
	Nathan Winfrey	68	2011
9	Joe Kinder	65	2014
10	Joe Kinder	64	2016
11	Nathan Winfrey	63	2012
	Luke Irvine	63	2004
13	Jake Rains	62	2003
14	Nathan Winfrey	61	2013
15	Tyler Miller	60	2017
16	Mike Rosenthal	55	2000
17	T.J. Brewer	53	2007
	Luke Irvine	53	2006
	Chase Gwin	53	2003
20	Braden Brown	52	2011
	Taylor Harmon	52	2012
	Chase Gwin	52	2002
23	Jimmy Smelcer	51	2008
24	Kyle Browning	49	2000
	Logan Steenstra	49	2017
26	Zach Hoeflicker	48	2014
	Parker McGee	48	2022
	Brady Littrell	48	2019
29	Derrick Jones	47	2010
	Jacob Selock	47	2019
31	Nathan Gray	46	2017
32	Nathan Gray	45	2018
	Ben Blanton	45	1999



PITCHING STATISTICS

Single Season Wins			
RK	Name	No.	Year
1	Hunter Mense	11	2003
2	Karson Milbrandt	10	2021
	Josh Mapel	10	2015
	Scott Carroll	10	2003
5	Spencer Schwandt	8	2012
	Ben Sundell	8	2022
	Matt Hinkley	8	2011
	Ryan Stegall	8	1998
9	Karson Milbrandt	7	2022
	Brock Toney	7	2022
	Braxton Bragg	7	2019
	Ross Juliana	7	2014
	Scott Carroll	7	2002
	Ryan Stegall	7	1997
	Billy Sharp	7	2001
	Thomas Henrichs	7	2017
17	Gibson Brown	6	2018
	Sam Shaffer	6	2018
	Trent Green	6	2015
	Rob Henrichs	6	2011
	Spencer Schwandt	6	2011
	Paul Krogmeier	6	2009
	Jesse Bogener	6	2004
	Lucas Irvine	6	2004
	Brandon Hall	6	2002
	Hunter Mense	6	2002
	Jimmy Kern	6	2000
	Scott Eggleston	6	1989
	Keith Williams	6	1988
	Timm Bechter	6	1980
	Kevin Houston	6	1976
	Bill Schroer	6	1992

Single Season ERA			
Min. 30 IP			
RK	Name	No.	Year
1	Kevin Houston	0.72	1977
2	Braxton Bragg	0.92	2018
3	Braxton Bragg	1.00	2019
4	Logan Steenstra	1.08	2018
5	Scott Carroll	1.21	2003
6	Max Roos	1.31	2019
7	Jacob Francis	1.41	2014
8	Kai Bennett	1.43	2022
9	Bill Schroer	1.47	1991
10	Mark Anderson	1.50	1986
	Marty Renzleman	1.50	1979
12	Jesse Bogener	1.57	2004
	Thomas Henrichs	1.57	2017
14	Tyler Burrow	1.63	2014
	Kevin Houston	1.63	1976
16	Ross Juliana	1.64	2014
17	Karson Milbrandt	1.66	2022
18	P.Boettcher	1.70	1990
19	Josh Mapel	1.78	2015
20	Ben Sundell	1.80	2022
21	Clayton Adams	1.83	2016
	Alex Slocum	1.83	2018
23	Richard Stegall	1.86	1988
24	Spencer Schwandt	1.90	2012
25	Ethan Griswold	1.91	2015
26	Sawyer Loomis	2.01	2019
27	David Albright	2.04	1974
28	Hunter Mense	2.05	2003
29	Kai Bennett	2.09	2021
	Ryan Stegall	2.09	1998
	Ryan Stegall	2.09	1997
32	Trent Green	2.12	2016
33	Ryan Stegall	2.14	1996
34	Alan Townley	2.17	1973
35	Scott Eggleston	2.20	1989
36	Scott Carroll	2.27	2002
	Paul Krogmeier	2.27	2009
	Kevin Houston	2.27	1974

Single Season Innings Pitched			
RK	Name	No.	Year
1	Hunter Mense	75.0	2003
2	Scott Eggleston	73.0	1989
3	Scott Carroll	71.1	2002
4	Scott Carroll	69.0	2003
5	Jesse Bogener	66.2	2004
6	Matt Hinkley	63.1	2011
7	Spencer Schwandt	62.1	2012
8	Richard Stegall	60.0	1988
9	Josh Mapel	59.0	2015
10	Bill Schroer	57.0	1991
	Ryan Stegall	57.0	1997
	Ryan Stegall	57.0	1998
13	Ross Juliana	56.0	2014
	Timm Bechter	56.0	1981
15	Karson Milbrandt	53.0	2021
16	Lucas Irvine	51.0	2005
17	Karson Milbrandt	50.2	2022
	Ben Sundell	50.2	2022
19	Bryan Williams	49.2	2004
	Brock Toney	49.2	2021
21	Braxton Bragg	49.1	2019
	Paul Krogmeier	49.1	2009
23	Gibson Brown	48.0	2018
24	Thomas Henrichs	47.2	2017
	Kai Bennett	47.0	2021
26	Trent Green	46.3	2016
27	Brock Toney	45.1	2022
28	Ross Juliana	45.0	2013
29	Brett Baldwin	44.2	2008



PITCHING STATISTICS

Single Season Strikeouts			
RK	Name	No.	Year
1	Scott Eggleston	109	1989
2	Hunter Mense	108	2003
3	Scott Carroll	102	2003
4	Karson Milbrandt	91	2022
5	Richard Stegall	84	1988
6	Scott Carroll	82	2002
7	Kevin Houston	73	1976
8	Karson Milbrandt	69	2021
	Kevin Houston	69	1977
10	Bill Schroer	68	1991
11	Jesse Bogener	66	2004
12	Braxton Bragg	65	2019
	Matt Hinkley	65	2011
	Paul Krogmeier	65	2009
	Marty Renzleman	65	1979
16	Brock Toney	64	2022
	Keith Williams	64	1998
	Marty Renzleman	64	1978
19	Bill Schroer	62	1992
20	Spencer Schwandt	60	2012
21	Ross Juliana	59	2014
	Hunter Mense	59	2002
	Kevin Houston	59	1975
24	Rob Henrichs	57	2012
	Justin Kramer	57	2001
	Ben Sundell	57	2022
27	Ross Juliana	54	2013
28	Brock Toney	53	2021
29	Ryan Frevert	52	2006
	Ryan Stegall	52	1998
31	Chris Thomas	51	2006
	Richard Stegall	51	1987
	Timm Bechter	51	1981
	Gibson Brown	51	2017
35	Mark Anderson	50	1986
	Lucas Irvine	50	2005
	Gibson Brown	50	2018

Single Season BAA			
Min. 30 IP			
RK	Name	No.	Year
1	Michael Hidy	0.154	2013
2	Logan Steenstra	0.161	2018
3	Clayton Adams	0.171	2016
4	Jeremy Tate	0.176	2006
5	Chris Thomas	0.182	2005
6	Karson Milbrandt	0.184	2021
7	Sam Shaffer	0.185	2018
8	Braxton Bragg	0.187	2019
9	Luke Irvine	0.191	2005
10	Karson Milbrandt	0.192	2022
11	Gibson Brown	0.197	2017
12	Gibson Brown	0.199	2018
13	Thomas Henrichs	0.200	2017
	Brock Toney	0.200	2022
15	Kai Bennett	0.203	2022
	Tyler Burrow	0.203	2014
	Jesse Bogener	0.203	2003
	Scott Carroll	0.203	2002
19	Max Roos	0.204	2019
20	Luke Irvine	0.208	2006
21	Braxton Bragg	0.210	2018
22	Luke Irvine	0.211	2004
	Scott Carroll	0.211	2003
24	Ben Sundell	0.216	2021
25	Kai Bennett	0.218	2021
26	Paul Krogmeier	0.219	2009




Career At Bats		
RK	Name	No.
1	Nathan Winfrey	345
2	Braxton Bragg	320
3	Drew Mackie	316
4	Joe Kinder	312
5	Billy Sharp	296
6	Craig Straws	289
	Brandon Hall	289
8	Lucas Norton	274
9	Hunter Mense	271
10	Jason Volkmann	270
11	Luke Irvine	266
12	Brady Newland	263
13	Kevin Starr	245
14	Addison Smith	238
14	Jimmy Smelcer	234
15	Tyler Smith	226
16	Brett Reid	223
	Ryan Stegall	223
17	Ryan Williams	218
17	Byron McCoy	208
18	Chris Rouse	207
19	Zach Barron	205
20	Wes Jones	203
	Kevin Houston	203
22	Logan Steenstra	195
23	Chase Gwin	193
24	Palmer Holst	192
24	Jacob Francis	191
25	Alec Sartain	189
26	Creighton Jones	186
	Nathan Gray	186
	Kent Bradbury	186
29	Timm Bechter	183
30	Christian Brinser	182
31	Jeremiah Cabuyaban	182
31	Justin Vochatzer	181
32	Kurt Bradbury	181
33	Ben McMillen	180
	Ben McNutt	180
35	Matt Heiman	178
36	Ryan Fisher	177
	Rick Hawthorne	177
38	Cassius Hart	175
39	Mike Sharp	172
40	Bryan Stark	171
41	Todd Hinkley	170
	Brian Strodman	170
	Chris Todd	170
	Kyle Browning	170
45	Darrell Perdue	169
46	Brock Dorothy	168
	Nathan LeBlanc	168
	Aiden Watson	168

Career Hits		
RK	Name	No.
1	Nathan Winfrey	156
2	Drew Mackie	124
3	Joe Kinder	121
4	Braxton Bragg	115
5	Brandon Hall	113
6	Hunter Mense	108
7	Billy Sharp	107
8	Craig Straws	106
9	Ben McMillen	101
10	Jason Volkmann	98
11	Kevin Starr	97
12	Lucas Norton	95
13	Kevin Houston	93
	Luke Irvine	93
15	Ryan Stegall	92
16	Brett Reid	86
17	Addison Smith	85
17	Logan Steenstra	85
18	Jimmy Smelcer	79
19	Brady Newland	78
	Wes Jones	78
21	Zach Barron	77
22	Byron McCoy	76
23	Ryan Williams	76
	Aiden Watson	73
23	Alec Sartain	73
	Ben Blanton	73
25	Palmer Holst	69
25	Justin Vochatzer	69
26	Todd Hinkley	68
	Christian Brinser	68
28	Creighton Jones	66
29	Ben McMillen	65
30	Taylor Uhlmann	64
	Brian Strodman	64
	Matt Heiman	64
	Eric Smith	64
34	Chase Gwin	63
	Timm Bechter	63
36	Cassius Hart	62
37	Mike Sharp	61
	Derrick Jones	61
39	Dick Bland	60
	Kurt Bradbury	60
	Tyler Smith	60

Career Runs		
RK	Name	No.
1	Nathan Winfrey	124
2	Billy Sharp	97
3	Joe Kinder	92
4	Lucas Norton	87
	Brandon Hall	87
6	Braxton Bragg	85
7	Ryan Stegall	83
8	Drew Mackie	79
9	Craig Straws	78
10	Brett Reid	77
11	Jason Volkmann	76
12	Jordan Carlson	70
13	Addison Smith	66
13	Aiden Watson	66
13	Hunter Mense	65
14	Wes Jones	63
15	Byron McCoy	61
	Luke Irvine	61
17	Jimmy Smelcer	60
18	Garrett White	59
19	Brandon Green	58
	Braden Brown	58
21	Taylor Uhlmann	55
	Chase Gwin	55
23	Justin Vochatzer	54
24	Kevin Starr	53
25	Palmer Holst	52
25	Matt Heiman	51
26	Derrick Jones	50

Career Doubles		
RK	Name	No.
1	Nathan Winfrey	37
2	Ryan Stegall	28
3	Drew Mackie	27
	Brandon Hall	27
5	Hunter Mense	24
	Dennis Warman	24
7	Braxton Bragg	23
	Joe Kinder	23
9	Alec Sartain	21
	Christian Brinser	21
	Ben Blanton	21
12	Billy Sharp	19
	Luke Irvine	19
14	Todd Hinkley	18
	Kevin Starr	18
	Matt Heiman	18
17	Craig Straws	17
18	Aiden Watson	17
18	Brady Newland	16
	Logan Steenstra	16
20	Taylor Uhlmann	15
	Dylan Stevens	15
	Creighton Jones	15
	Kevin Houston	15
	Paul Jenness	15
	Parker McGee	15



Career Triples		
RK	Name	No.
1	Nathan Winfrey	13
2	Addison Smith	10
2	Drew Mackie	9
	Ryan Stegall	9
4	Craig Straws	8
	Brett Reid	8
	Hunter Mense	8
7	Brandon Green	7
	Brandon Hall	7
9	Zach Pirrello	6
	Logan Steenstra	6
	Christian Brinser	6
	David Allen	6
	Chase Gwin	6
14	Billy Sharp	5
	Hunter Evans	5
	Ben Blanton	5
	Nathan LeBlanc	5
	David Gibbs	5
	Jason Volkmann	5
	Addison Smith	5

Career Home Runs		
RK	Name	No.
1	Kevin Houston	13
2	Luke Irvine	12
3	Hunter Mense	11
4	Billy Sharp	11
5	Brandon Hall	11
6	Brett Reid	11
7	David Allen	10
8	Lucas Norton	9
9	Todd Hinkley	9
10	Timm Bechter	9
11	Braxton Bragg	8
	Chris Todd	8
	Paul Jenness	8
14	Nathan Winfrey	7
	Alec Sartain	7
	Jeff Edmonds	7
17	Rick Hawthorne	6
18	Dick Bland	5
	Bob Clark	5
	Brian Martin	5

Career RBI's		
RK	Name	No.
1	Nathan Winfrey	112
2	Hunter Mense	87
3	Drew Mackie	77
4	Brandon Hall	76
5	Lucas Norton	74
6	Luke Irvine	73
7	Braxton Bragg	71
	Billy Sharp	71
9	Todd Hinkley	67
10	Alec Sartain	66
11	Joe Kinder	65
	Kevin Houston	65
13	Kevin Starr	64
14	Jason Volkmann	63
15	Craig Straws	57
16	Brett Reid	55
17	Ryan Williams	55
17	Ben Blanton	54
18	Brady Newland	52
	Logan Steenstra	52
	Chris Rouse	52
21	Paul Jenness	51
	Justin Vochatzer	51
23	Addison Smith	49
23	Brandon Green	48
	Dylan Stevens	48
	Ryan Stegall	48
26	Christian Brinser	47
	Dennis Warman	47
28	Jason Volkmann	45
	Taylor Uhlmann	45
	Wes Jones	45
	Jimmy Smelcer	45
	Ryan Stegall	48
26	Jeremiah Cabuyaban	47
26	Christian Brinser	47
	Dennis Warman	47
28	Jason Volkmann	45
	Taylor Uhlmann	45
	Wes Jones	45
	Jimmy Smelcer	45
32	Aiden Watson	44
32	Brock Dorothy	43
	Matt Dye	43
	Matt Watkins	43
35	Chayton Beck	42
36	Palmer Holst	42
36	Nathan LeBlanc	41
	Connor Marchand	41

Career Stolen Bases		
RK	Name	No.
1	Mike Neimeyer	52
2	Jason Volkmann	44
3	Craig Straws	38
4	Drew Mackie	33
	Nathan Winfrey	33
	Wes Jones	33
7	Kurt Bradbury	32
8	Addison Smith	31
8	Brady Newland	31
	Joe Kinder	31
	Lucas Norton	31
	Jared Mathes	31
12	Jimmy Smelcer	29
13	Byron McCoy	28
14	Zach Barron	26
15	Garrett White	25
	Jordan Henderson	25
17	Rick Hawthorne	24
	Ryan Stegall	24
19	Luke Irvine	23
	Tim Ewing	23
	Rick Hawthorne	23
22	Chase Littrell	22
22	Matt Saragusa	22
	Roger Thomas	22
	Matt Heiman	22
25	Brady Newland	21
	Braden Brown	21
27	Kyle Heiman	20
	David Barker	20
	David Albright	20
	Dick Bland	20
	Ron Thurston	20
	Greg Dale	20



Career Walks		
RK	Name	No.
1	Nathan Winfrey	71
2	Drew Mackie	63
3	Todd Hinkley	53
4	Aiden Watson	51
4	Braxton Bragg	46
5	Brock Dorothy	45
6	Addison Smith	43
6	Craig Straws	41
7	Jeremiah Cabuyaban	38
7	Justin Vochatzer	36
8	Timm Bechter	35
9	Grant Littrell	35
9	Jacob Selock	34
	Kevin Starr	34
10	Palmer Holst	33
10	Jordan Carlson	31
11	Billy Sharp	30
12	Brady Newland	29
	Doug Fryer	29
	Ryan Williams	29

Career AVG		
Min. 120 AB		
RK	Name	No.
1	Dick Bland (60-125)	0.480
2	Kevin Houston (93-208)	0.458
3	Nathan Winfrey (156-345)	0.452
4	Roger Thomas (51-113)	0.451
5	Ben Blanton (73-167)	0.437
6	Logan Steenstra (85-195)	0.435
7	Aiden Watson (73-168)	0.435
7	Ryan Stegall (92-223)	0.413
8	David Gibbs (59-144)	0.410
	Eric Smith (64-156)	0.410
10	Todd Hinkley (68-170)	0.400
11	Hunter Mense (108-271)	0.399
12	Kevin Starr (97-245)	0.396
13	Drew Mackie (124-316)	0.392
14	Brandon Hall (113-289)	0.391
15	Jeff Edmonds (40-103)	0.388
16	Taylor Uhlmann (64-166)	0.386
	Alec Sartain (73-189)	0.386
	Brett Reid (86-223)	0.386
19	Joe Kinder (120-312)	0.385
20	Wes Jones (78-203)	0.384
21	Justin Vochatzer (69-181)	0.381
22	David Albright (55-145)	0.379
23	David Barker (45-119)	0.378
24	Tyler Smith (60-159)	0.377
25	Brian Strodman (64-176)	0.376
26	Zach Barron (77-205)	0.375
27	Christian Brinser (68-182)	0.374
28	Craig Straws (106-289)	0.367
	Shawn Adams (47-128)	0.367
	Derrick Jones (61-166)	0.367
31	Byron McCoy (76-208)	0.365
32	Chase Littrell (56-154)	0.364
32	Jason Volkmann (98-270)	0.363
	Paul Jenness (57-157)	0.363
34	Billy Sharp (107-296)	0.361
	Ben McMillen (65-180)	0.361
36	Matt Heiman (64-178)	0.360
37	Palmer Holst (69-192)	0.359
37	Braxton Bragg (115-320)	0.359
38	Connor Marchand (44-123)	0.358
39	Addison Smith (85-238)	0.357
39	Mike Sharp (61-172)	0.355
	Tristan Dorsey (59-166)	0.355
41	Cassius Hart (62-175)	0.354
42	Matt Watkins (53-150)	0.353
43	Taylor Harmon (47-134)	0.350
	Luke Irvine (93-266)	0.350
45	Matt Saragusa (51-146)	0.349
46	Ryan Williams (76-218)	0.349
46	Matt Gastner (55-158)	0.348
47	Lucas Norton (95-274)	0.347
	Kyle Browning (59-170)	0.347
49	Timm Bechter (63-183)	0.344
50	Brandon Green (55-161)	0.342

Career OBP		
Min. 120 AB		
RK	Name	No.
1	Aiden Watson	0.589
2	Dick Bland	0.558
3	Nathan Winfrey	0.552
4	Todd Hinkley	0.538
5	Kevin Houston	0.518
6	Justin Vochatzer	0.511
7	Ben Blanton	0.503
8	Logan Steenstra	0.502
9	Taylor Harmon	0.497
10	Jared Mathes	0.497
11	David Barker	0.497
12	David Albright	0.494
13	Ryan Stegall	0.492
14	Eric Smith	0.489
15	Drew Mackie	0.488
16	Chase Littrell	0.473
17	Palmer Holst	0.471

Career OPS		
Min. 120 AB		
RK	Name	No.
1	Kevin Houston	1.291
2	Nathan Winfrey	1.227
3	Ryan Stegall	1.219
4	Todd Hnkley	1.215
5	Dick Bland	1.206
6	Aiden Watson	1.164
7	Brett Reid	1.147
8	Hunter Mense	1.139
9	Matt Dye	1.128
10	Ben Blanton	1.125
11	Brandon Hall	1.109
12	Paul Jenness	1.094
13	Zach Barron	1.085
14	Eric Smith	1.079
15	Keith Wililams	1.071
16	Logan Steenstra	1.066
17	Alec Sartain	1.064
18	Drew Mackie	1.016
19	Timm Bechter	1.012
20	Kevin Starr	1.007
21	Billy Sharp	0.997
22	Taylor Uhlmann	0.984
23	Luke Irvine	0.983
24	Addison Smith	0.982
24	Christian Brinser	0.979
25	Byron McCoy	0.978
26	Matt Heiman	0.970
27	Braxton Bragg	0.967
28	David Albright	0.963
29	Brett Schroer	0.961
30	Matt Watkins	0.959
31	Nathan LeBlanc	0.958
32	T.J. Brewer	0.957
33	David Gibbs	0.953
34	Hunter Evans	0.949
35	Taylor Harmon	0.937
36	Joe Kinder	0.936
37	Andy Metcalfe	0.934
38	Ryan Fisher	0.930
39	Jared Mathes	0.927
40	Derrick Jones	0.923
41	Justin Vochatzer	0.920
42	Brandon Green	0.915
43	Wes Jones	0.915
44	Palmer Holst	0.914
44	Lucas Norton	0.912
45	Craig Straws	0.909
46	Jason Volkmann	0.909
47	Garrett White	0.906
48	Kyle Browning	0.904
49	David Barker	0.900
50	Tim Ewing	0.899
51	Ben McMillen	0.889

BABIP		
Min. 120 AB		
RK	Name	No.
1	Dick Bland	0.553
2	Nathan Wmfrey	0.512
3	Kevin Houston	0.510
4	David Albright	0.509
5	Byron McCoy	0.506
6	Logan Steenstra	0.497
7	Aiden Watson	0.496
8	Paul Jenness	0.495
9	Eric Smith	0.492
10	Zach Barron	0.470
11	Ben McMillen	0.463
12	Ryan Stegall	0.459
13	Keith Williams	0.450
14	Drew Mackie	0.448
15	Joe Kinder	0.447
16	Ben Blanton	0.447
17	Taylor Uhlmann	0.446
18	Kevin Starr	0.444
19	Tristan Dorsey	0.444

CAREER DEFENSE STATISTICS					
Career Putouts			Career Assists		
RK	Name	No.	RK	Name	No.
1	Braxton Bragg	587	1	Nathan Wmfrey	229
2	Kevin Starr	547	2	Joe Kinder	200
3	Coe West	474	3	Addison Smith	165
4	Tyler Smith	441	3	Ryan Stegall	156
5	Chayton Beck	382	4	Brandon Hall	154
6	Brock Dorothy	375	5	Jimmy Smelcer	147
7	Brian Strodman	353	6	Brett Reid	122
8	Taylor Uhlmann	329	7	Tyler Miller	118
9	Ken VanNatta	327	8	Lucas Irvine	116
10	Chris Rouse	323	9	Chase Gwin	105
11	Aiden Watson	311	10	B. Shroer	104
12	Creighton Jones	291	11	Paul Jenness	102
13	Todd Hinkley	290	12	Justin Vochatzer	95
14	Dylan Stevens	274	13	Logan Steenstra	92
15	Dustin Rheuport	268	14	Nathan Gray	92
16	Nathan Hall	263	15	Bryan Williams	90
17	Aaron Easley	260			
18	Shannon Blackburn	220			
19	Brandon Green	209			
20	Palmer Holst	206			
21	Mike Sharp	202			
22	Jeremiah Cabuyaban	199			
23	Ben McMillen	190			




PITCHING CAREER STATISTICS

Career Innings Pitched		
RK	Name	No.
1	Scott Carroll	170.0
2	Ryan Stegall	153.1
3	Kevin Houston	152.1
4	Hunter Mense	144.0
5	Luke Irvine	137.2
6	Ross Juliana	135.2
7	Spencer Schwandt	120.2
8	Paul Krogmeier	119.2
9	Thomas Henrichs	118.2
10	Spencer Blades	112.2
11	Tyler Sullivant	107.2
12	Karson Milbrandt	106.2
12	Braxton Bragg	101.1
13	Scott Eggleston	92.0

Career Innings Wins		
RK	Name	No.
1	Kevin Houston	21
2	Ryan Stegall	19
3	Hunter Mense	18
4	Karson Milbrandt	18
4	Scott Carroll	17
5	Ross Juliana	16
	Spencer Schwandt	16
7	Braxton Bragg	15
8	Thomas Henrichs	13
	Josh Mapel	13
	Luke Irvine	13
11	Ben Sundell	12
12	Karson Milbrandt	11
	Trent Green	11
	Matt Hinkley	11
	Brock Toney	11
	Paul Krogmeier	11
17	Gibson Brown	10
	Jacob Francis	10
	Rob Henrichs	10
	Spencer Blades	10
	Timm Bechter	10
	Kevin Graham	10

Career Innings ERA		
Min. 70 IP		
RK	Name	No.
1	Braxton Bragg	1.45
1	Kevin Houston	1.51
2	Brad VanNatta	1.54
2	Jesse Bogener	1.62
3	Jacob Francis	1.76
4	Kai Bennett	1.84
4	Bill Schroer	2.00
5	Karson Milbrandt	2.03
5	Ben Sundell	2.06
5	Marty Renzleman	2.09
6	Ryan Stegall	2.11
7	Alan Townley	2.17
7	Scott Carroll	2.34
8	Josh Mapel	2.40
9	Josh Mapel	2.42
10	Clayton Adams	2.50
11	Ross Juliana	2.52
12	Thomas Henrichs	2.61
13	Brock Toney	2.64
13	Gibson Brown	2.77
14	Mark Anderson	2.84
15	Ethan Griswold	2.90
16	Ethan Griswold	2.91
17	Timm Bechter	2.94
18	Trent Green	2.95
19	Spencer Schwandt	2.96

Career Innings Strikeouts		
RK	Name	No.
1	Kevin Houston	256
2	Scott Carroll	211
3	Luke Irvine	200
4	Hunter Mense	199
5	Karson Milbrandt	164
5	Braxton Bragg	141
6	Scott Eggleston	138
7	Ross Juliana	136
8	Richard Stegall	135
9	Ryan Stegall	134
10	Paul Krogmeier	132
11	Marty Renzleman	129
12	Brandon Hall	121
13	Brett Schroer	116
	Jeff McCoy	116
15	Kurt Bradbury	115
16	Spencer Blades	104
17	David Albright	102
18	Gibson Brown	101
19	Spencer Schwandt	100
20	Mark Anderson	98
21	Keith Williams	97
22	Rob Henrichs	94
23	Thomas Henrichs	92
24	Brock Toney	92
24	Matt Hinkley	91
	Kellen Smith	91
26	Ethan Griswold	89
27	Jesse Bogener	86
28	Ben Sundell	85
28	Chris Thomas	81
	Billy Sharp	81
30	Chris Rouse	80



BLUE JAY ALL TIME PITCHING AND DEFENSE

RK	BB	No.	RK	ERA	No.	RK	WHIP	No.	RK	BAA	No.	RK	Pit	No.
1	1995	52	1	1979	1.93	1	1977	1.18	1	2022	0.219	1	2021	4754
2	1993	52	2	1977	1.96	2	2019	1.20	2	2003	0.221	2	2018	4202
3	1986	53	3	2019	1.97	3	2022	1.22	3	2021	0.229	3	2022	4137
4	1974	54	4	1986	2.04	4	2003	1.24	4	2018	0.230	4	2014	3857
5	1997	56	5	2022	2.31	5	1973	1.29	5	2019	0.232	5	2015	3744
6	1991	59	6	1976	2.47	6	2018	1.31	6	2006	0.233	6	2017	3709
7	2003	64	7	2016	2.48	7	1974	1.32	7	2002	0.240	7	2012	3615
8	1983	66	8	2018	2.51	8	2016	1.35	8	2016	0.242	8	2019	3510
9	1973	70	9	2003	2.52	9	2021	1.37	9	2017	0.243	9	2002	3466
10	2002	71	10	2021	2.62	10	1986	1.37	10	2015	0.254	10	2011	3445
11	1992	71	11	2017	2.81	11	2002	1.39	11	2012	0.255	11	2003	3418
12	1988	71	12	2015	2.82	12	1976	1.40	12	2014	0.257	12	2009	3265
13	2019	74	13	2012	2.82	13	1993	1.41	13	2004	0.260	13	2005	3243
14	1990	74	14	2014	2.83	14	2014	1.43	14	2009	0.261	14	2016	3118
15	1979	76	15	2013	2.83	15	1988	1.43	15	2000	0.264	15	2007	2973
16	1985	77	16	1974	3.02	16	1989	1.45	16	2013	0.267	16	2013	2957
17	1981	78	17	1988	3.05	17	2017	1.47	17	1998	0.267	17	2006	2951
18	1977	78	18	1997	3.06	18	2006	1.48	18	2005	0.268	18	2010	2939
19	1984	80	19	1973	3.25	19	1992	1.48	19	2011	0.271	19	2008	2877
20	1989	83	20	1992	3.32	20	2012	1.50	20	2007	0.283			
21	1999	84	21	1993	3.36	21	1997	1.51	21	2010	0.287			
22	1998	84	22	1975	3.40	22	2013	1.52	22	2008	0.291			
23	2008	86	23	1978	3.42	23	2015	1.53	23	1999	0.309			
24	2013	87	24	1998	3.44	24	1975	1.53	24	2001	0.330			
25	2001	87	25	2009	3.48	25	2004	1.57	25	1997	0.330			
26	1982	90	26	2002	3.52	26	1991	1.58						
27	1976	90	27	1989	3.64	27	2009	1.59						
28	2010	91	28	1983	3.69	28	2000	1.61						
29	2006	91	29	2000	3.77	29	1983	1.61						
30	1996	91	30	2006	3.88	30	1979	1.61						
31	2016	93	31	1991	4.03	31	2011	1.62						
32	2004	96	32	2004	4.15	32	1998	1.62						
33	1980	96	33	1985	4.25	33	2005	1.66						
34	1978	96	34	2011	4.27	34	1985	1.66						
35	1987	98	35	1996	4.43	35	1981	1.68						
36	2022	101	36	2001	4.60	36	1982	1.70						
37	2005	104	37	2010	4.74	37	1980	1.70						
38	2000	104	38	2005	4.80	38	2010	1.73						
39	2014	106	39	1987	4.89	39	1978	1.77						
40	2011	107	40	2007	4.94	40	2007	1.78						
41	1975	108	41	1982	5.00	41	2008	1.82						
42	2012	110	42	1980	5.15	42	1996	1.89						
43	2017	110	43	1999	5.19	43	1990	1.90						
44	2007	112	44	1981	5.24	44	1999	1.95						
45	2009	117	45	1990	5.27	45	1995	1.95						
46	2015	117	46	2008	5.89	46	2001	1.96						
47	2018	118	47	1984	6.39	47	1984	1.99						
48	2021	136	48	1995	6.40	48	1987	2.06						



BLUE JAY ALL TIME TEAM OFFENSE

RK	AB	No.	RK	Hits	No.	RK	AVG	No.	RK	Runs	No.	RK	2B	No.	RK	3B	No.	RK	HR	No.	RK	RBI	No.
1	2021	1,068	1	2022	352	1	2011	0.398	1	2011	341	1	2018	71	1	2011	18	1	1998	28	1	2011	300
2	2018	1,032	2	2011	350	2	1998	0.378	2	2022	281	2	2022	67	2	1997	18	2	1976	25	2	2022	231
3	2022	1,024	3	2018	344	3	2000	0.367	3	2021	261	3	2014	66	3	2016	17	3	2011	20	3	2021	227
4	2014	938	4	2021	340	4	2010	0.366	4	2015	257	4	2000	66	4	2022	16	4	1975	19	4	2012	222
5	2019	902	5	2012	316	5	1974	0.365	5	2012	257	5	2010	64	5	2019	15	5	2003	17	5	2015	216
6	2002	892	6	2015	312	6	2012	0.361	6	2019	243	6	2011	62	6	2018	15	6	2012	16	6	2019	207
7	2015	886	7	2000	309	7	2015	0.352	7	2010	240	7	2012	61	7	1998	14	7	2002	14	7	2018	201
8	2011	880	8	2002	306	8	2009	0.349	8	2018	231	8	2021	58	8	1988	14	8	2000	14	8	2016	201
9	2012	875	9	2003	301	9	2016	0.347	9	2016	228	9	2019	58	9	2002	13	9	2022	13	9	2010	198
10	2003	869	10	2014	299	10	2003	0.346	10	2017	225	10	2009	56	10	2017	13	10	1989	12	10	2014	195
11	2000	843	11	2019	295	11	2022	0.344	11	2002	224	11	2005	55	11	1985	13	11	2010	11	11	2017	192
12	2017	825	12	2016	285	12	2002	0.343	12	2000	220	12	2002	55	12	2021	11	12	2009	11	12	2000	191
13	2016	822	13	2009	282	13	1988	0.341	13	2014	218	13	2008	53	13	2009	11	13	2004	11	13	2002	190
14	2009	809	14	2017	268	14	2008	0.340	14	2003	216	14	2003	48	14	2006	11	14	1995	11	14	2003	184
15	2004	784	15	2010	253	15	2005	0.333	15	1998	201	15	2015	47	15	2001	11	15	1981	11	15	1998	175
16	2001	765	16	1998	251	16	2018	0.333	16	2009	195	16	1997	46	16	2000	11	16	1977	11	16	2009	166
17	2005	738	17	2004	249	17	1975	0.332	17	2001	183	17	2013	45	17	1987	11	17	1973	11	17	2005	150
18	2010	692	18	2001	249	18	1999	0.331	18	2005	172	18	1998	43	18	2010	10	18	2008	10	18	2001	148
19	2007	692	19	2005	246	19	1976	0.331	19	2004	165	19	2016	38	19	2003	10	19	2001	10	19	2008	144
20	2008	677	20	2008	230	20	2013	0.328	20	2013	156	20	2001	38	20	1984	10	20	1996	10	20	2013	133
21	2013	667	21	2013	219	21	1984	0.328	21	2008	152	21	1999	38	21	2015	9	21	1982	10	21	2004	128
22	1998	664	22	1974	210	22	2019	0.327	22	1984	145	22	1976	37	22	2008	9	22	2014	9	22	2006	121
23	1997	664	23	1975	205	23	2001	0.325	23	1988	142	23	2006	35	23	1986	9	23	2018	9	23	1976	118
24	2006	663	24	1988	201	24	2017	0.325	24	2006	141	24	2004	34	24	1983	9	24	1986	9	24	1996	115
25	1975	618	25	1999	199	25	2014	0.319	25	1997	140	25	2017	34	25	2014	8	25	1984	9	25	1988	115
26	1981	611	26	2007	197	26	2021	0.318	26	1996	139	26	1981	34	26	2012	8	26	1983	9	26	1999	112
27	1973	610	27	2006	194	27	1983	0.318	27	1999	135	27	2007	33	27	1996	8	27	1974	9	27	1984	110
28	1999	602	28	1997	190	28	2004	0.317	28	2007	132	28	1996	33	28	2007	7	28	2019	8	28	1975	109
29	1989	592	29	1976	176	29	1986	0.315	29	1986	126	29	1987	33	29	2005	7	29	2006	8	29	2007	107
30	1988	590	30	1996	175	30	1996	0.309	30	1989	122	30	1986	31	30	2004	7	30	2005	8	30	1986	107
31	1974	575	31	1986	173	31	1977	0.306	31	1981	122	31	1989	30	31	1995	7	31	1978	8	31	1997	106
32	1980	573	32	1973	173	32	1991	0.302	32	1975	121	32	1988	26	32	1989	7	32	2021	7	32	1977	102
33	1987	569	33	1984	172	33	1980	0.300	33	1976	120	33	1984	26	33	1978	7	33	2013	7	33	1973	100
34	1996	566	34	1981	172	34	1993	0.298	34	1980	113	34	1991	25	34	1999	6	34	2017	7	34	1981	94
35	1977	556	35	1980	172	35	2006	0.293	35	1974	113	35	1985	25	35	1993	6	35	1997	7	35	1974	94
36	1986	550	36	1989	170	36	1978	0.290	36	1987	110	36	1977	24	36	1990	6	36	1991	7	36	1985	93
37	1985	545	37	1977	170	37	1989	0.287	37	1985	110	37	1992	23	37	1981	6	37	1988	7	37	1989	92
38	1984	545	38	1987	157	38	1997	0.286	38	1977	109	38	1980	23	38	1975	6	38	2007	6	38	1987	82
39	1976	532	39	1992	148	39	2007	0.285	39	1973	108	39	1979	22	39	1992	5	39	1999	6	39	1980	82
40	1992	521	40	1978	143	40	1992	0.284	40	1982	101	40	1973	22	40	1980	5	40	1985	6	40	1991	80
41	1978	493	41	1983	135	41	1973	0.284	41	1992	98	41	1978	21	41	1979	5	41	1992	5	41	1992	79
42	1982	456	42	1993	131	42	1981	0.282	42	1991	97	42	1975	19	42	1976	5	42	1980	4	42	1982	77
43	1993	440	43	1985	130	43	1995	0.276	43	1993	92	43	1993	18	43	1974	5	43	1987	3	43	1993	75
44	1979	438	44	1991	126	44	1987	0.276	44	1983	90	44	1974	18	44	1991	4	44	2015	2	44	1983	70
45	1983	425	45	1982	114	45	1979	0.251	45	1990	69	45	1995	15	45	1977	4	45	1993	2	45	1978	65
46	1991	417	46	1979	110	46	1982	0.250	46	1978	69	46	1983	14	46	1982	3	46	1979	2	46	1995	60
47	1990	373	47	1990	89	47	1990	0.239	47	1995	66	47	1990	9	47	2013	2	47	2016	1	47	1979	58
48	1995	312	48	1995	86	48	1985	0.239	48	1979	60	48	1982	5	48	1973	2	48	1990	1	48	1990	42

BLUE JAY ALL TIME TEAM OFFENSE

RK	BB	No.	RK	K	No.	RK	SB	No.	RK	OBP	No.	RK	RISP	No.
1	2021	205	1	1983	55	1	2015	115	1	2011	0.505	1	2011	0.440
2	2022	183	2	1995	74	2	2012	104	2	1998	0.482	2	2015	0.437
3	2011	156	3	1993	80	3	2004	104	3	2010	0.471	3	2016	0.425
4	2019	156	4	1974	84	4	2005	100	4	2012	0.452	4	2017	0.399
5	2018	153	5	1980	89	5	2022	99	5	2000	0.451	5	2008	0.380
6	2017	140	6	1982	90	6	1977	93	6	2022	0.451	6	2019	0.369
7	2014	130	7	2013	95	7	2011	82	7	1999	0.448	7	2010	0.365
8	2012	120	8	1991	96	8	2018	78	8	2021	0.443	8	2002	0.359
9	2002	119	9	1990	97	9	2016	78	9	2016	0.440	9	2022	0.359
10	2000	117	10	2010	99	10	2021	78	10	2015	0.439	10	2012	0.357
11	2010	116	11	1984	100	11	2002	73	11	2017	0.438	11	2005	0.356
12	2005	115	12	2016	101	12	2019	72	12	2019	0.436	12	2021	0.353
13	2015	110	13	1977	103	13	2013	70	13	2009	0.431	13	2003	0.344
14	2016	107	14	1976	106	14	2009	70	14	2018	0.430	14	2014	0.339
15	1989	105	15	2005	109	15	1974	69	15	2002	0.429	15	2009	0.334
16	2003	103	16	1989	110	16	2010	64	16	1984	0.428	16	2018	0.325
17	2013	101	17	1998	113	17	2006	64	17	1975	0.428	17	2006	0.307
18	2004	101	18	1981	114	18	2017	60	18	2005	0.425	18	2013	0.295
19	1986	101	19	1992	115	19	2007	59	19	2013	0.424			
20	1975	101	20	1988	120	20	2014	55	20	1974	0.424			
21	2009	99	21	2008	122	21	1973	55	21	2003	0.423			
22	1984	92	22	2001	122	22	1978	50	22	1988	0.422			
23	1985	91	23	2011	123	23	2003	47	23	1986	0.421			
24	1998	90	24	2000	124	24	2008	44	24	2008	0.415			
25	2007	87	25	1999	125	25	1998	44	25	2004	0.415			
26	1981	85	26	1979	126	26	1976	44	26	1976	0.414			
27	1977	85	27	1987	128	27	1975	43	27	2014	0.413			
28	1988	83	28	2012	129	28	1979	41	28	1997	0.405			
29	2006	81	29	1986	131	29	1982	39	29	1977	0.403			
30	1999	80	30	2009	132	30	1997	37	30	2001	0.400			
31	2001	77	31	2003	132	31	1988	35	31	1991	0.398			
32	2008	76	32	2007	133	32	1983	27	32	1996	0.397			
33	1987	76	33	1985	133	33	1981	26	33	1989	0.395			
34	1973	76	34	2017	134	34	1980	26	34	1983	0.388			
35	1997	75	35	2018	135	35	1987	23	35	1978	0.382			
36	1996	69	36	2015	138	36	1984	20	36	2006	0.379			
37	1976	69	37	1978	138	37	1989	19	37	2007	0.372			
38	1991	66	38	2019	145	38	1999	18	38	1981	0.369			
39	1978	66	39	1975	147	39	1991	18	39	1973	0.368			
40	1982	62	40	2006	148	40	1993	16	40	1995	0.367			
41	1974	56	41	1996	148	41	1992	15	41	1993	0.362			
42	1992	51	42	2014	150	42	1985	15	42	1987	0.361			
43	1979	51	43	2004	151	43	2001	14	43	1980	0.352			
44	1983	49	44	1997	155	44	1986	12	44	1992	0.348			
45	1980	46	45	1973	166	45	2000	9	45	1985	0.347			
46	1993	44	46	2002	179	46	1996	9	46	1982	0.340			
47	1990	41	47	2022	186	47	1995	6	47	1979	0.331			
48	1995	40	48	2021	195	48	1990	6	48	1990	0.314			



Overall Records			
YEAR	W	L	QUICK SEASON REVIEW
1973	8	14	Inaugural Season played at City Park (Ron Brumley HC) First win 8-4 victory over Lee's Summit
1974	12	7	Conference Champs
1975	12	11	
1976	13	5	Conference Champs
1977	14	8	Conference Champs
1978	6	15	
1979	8	9	
1980	10	10	
1981	9	13	District Winners
1982	11	6	
1983	11	5	Conference Champs
1984	9	9	
1985	12	9	
1986	16	4	Conference Champs
1987	8	12	
1988	15	6	Conference Champs
1989	14	8	Conference Champs
1990	6	10	
1991	12	8	District Winners
1992	14	7	Conference Champs
1993	15	4	Conference Champs
1994	13	10	District Winners
1995	8	9	
1996	11	10	
1997	15	8	
1998	21	3	Conference Champs, District Winners
1999	11	10	
2000	18	10	District Winners
2001	19	10	District Winners
2002	23	8	*Big 8 Conf. Champs, Districts, Sectional, Quarterfinal and CLASS 4 STATE CHAMPIONS
2003	29	2	*Big 8 Conf. Champs, Districts, Sectional Winners
2004	17	10	*Big 8 Conf. Champs, District, Sectional Winners
2005	16	11	
2006	12	13	
2007	10	16	
2008	13	12	
2009	23	6	*Big 7 Conference Champions, District Champions
2010	18	9	*Big 7 Conference Champions
2011	28	6	*Big 7 Conference Champs, District, Sectional, Quarterfinal and State Runner Up
2012	28	4	*Big 7 Conference Champs, District, Sectional, Quarterfinal and 3rd Place State
2013	18	8	
2014	28	8	*Big 7 Conference Champions, District Champions
2015	28	5	*Suburban Red Conference Champions
2016	23	8	*Suburban Red Conference Champions
2017	22	10	
2018	27	11	*District Champions *Sectional Winners
2019	28	7	*District Champions
2020			NO SEASON DUE TO COVID-19
2021	32	9	*District/Quarterfinal Champions/** CLASS 6 STATE CHAMPIONS
2022	29	10	
Total	803	423	(49 Years of High School Baseball)

vs. Opposing Teams								
Team	W	L	PCT	Team	W	L	PCT	
Belton	37	23	0.617	Oak Park	36	23	0.610	
Blue Springs	35	28	0.556	Olathe South	0	1	0.000	
Blue Springs South	21	19	0.525	Olathe West	1	0	1.000	
Blue Valley	9	3	0.750	Ozark	1	0	1.000	
Blue Valley Northwest	5	3	0.625	Park Hill	41	18	0.695	
Blue Valley Southwest	2	0	1.000	Park Hill South	24	5	0.828	
Blue Valley West	0	1	0.000	Paseo	1	0	1.000	
Branson	1	1	0.500	Pembroke	2	0	1.000	
Christian Brothers	1	0	1.000	Platte County	13	1	0.929	
Columbia Hickman	0	1	0.000	Ray-Pec	23	5	0.821	
Columbia Rockbridge	1	1	0.500	Raytown	12	8	0.600	
Derby, KS	1	0	1.000	Raytown South	1	1	0.500	
East	5	0	1.000	Republic	1	0	1.000	
Edwardsville, IL	0	1	0.000	Rockhurst	15	10	0.600	
Excelsior Springs	47	24	0.662	Rockwood Summit	0	1	0.000	
Fort Osage	24	30	0.444	Ruskin	22	8	0.733	
Fort Zumwalt West	1	0	1.000	Savannah	1	0	1.000	
Francis Howell	0	1	0.000	Schlagle	2	2	0.500	
Grain Valley	6	3	0.667	Shawnee Mission West	0	1	0.000	
Grandview	9	5	0.643	Smithville	10	2	0.833	
Harmon	0	2	0.000	Staley	10	6	0.625	
Hayden, KS	1	0	1.000	St. Joe Benton	5	6	0.455	
Hickman Mills	6	7	0.462	St. Joe Central	33	20	0.623	
Jefferson City	2	0	1.000	St. Joe Lafayette	6	2	0.750	
Joplin	1	0	1.000	St. Joe LeBlond	3	0	1.000	
Kearney	37	9	0.804	St. Louis Layfayette	0	1	0.000	
Liberty North	13	12	0.520	St. Pius X	8	1	0.889	
Lee's Summit	26	17	0.605	Truman	16	5	0.762	
Lee's Summit North	36	17	0.679	Van Horn	10	4	0.714	
Lee's Summit West	7	4	0.636	Washburn Rural, KS	1	0	1.000	
Lincoln Academy	1	0	1.000	Willard	1	2	0.333	
Nixa	3	0	1.000	William Chrisman	19	0	1.000	
North Kansas City	32	28	0.533	Winnetonka	21	12	0.636	
Northeast	1	0	1.000	Wyandotte	6	1	0.857	



BIG 8 All-Conference selections 2022 (Gold Division)

FIRST TEAM				
POS	PLAYER'S NAME	SCHOOL	GR	COLLEGE
C	Luke Moore	Park Hill	12	Johnson County CC
INF	Ty Wisdom	Liberty North	11	Univ. of Kansas
INF	Austin Neuweg	Blue Springs	12	SLUH
INF	Trey Snyder	Liberty North	10	Univ. of Tennessee
INF	Jake Rice	Lee's Summit North	11	Wichita State
INF	Addison Smith	Liberty	11	Oklahoma State Univ.
INF	Palmer Holst	Liberty	12	
INF	Grant Hollister	Blue Springs South	10	
OF	Matthew Hutson	Liberty North	12	Missouri S&T
OF	Devin Blayney	Lee's Summit North	12	Northeastern State Univ.
OF	Carter DeGondea	Ray-Pec	12	Missouri State Univ.
OF	Chase Littrell	Liberty	11	
UTIL	Tate McGuire	Liberty North	11	Univ. of Arkansas
UTIL	Lincoln Stephenson	Blue Springs	10	
UTIL	Karson Milbrandt	Liberty	12	Vanderbilt Univ.
P	Trenton Roehler	Blue Springs South	11	Univ. of Missouri
P	John Chambers	Blue Springs South	12	Johnson County CC
P	Aaron Lewis	Liberty North	12	Iowa Western
P	Micah Henson	Ray-Pec	10	Kansas State Univ.
P	Grant Huffman	Lee's Summit West	12	

SECOND TEAM				
POS	PLAYER'S NAME	SCHOOL	GR	COLLEGE
C	Nathan Hall	Liberty	12	UCM
INF	Nick Gibler	Blue Springs	10	
INF	Diesel Purnell	Ray-Pec	9	
INF	Drew Dickerson	Lee's Summit West	10	Univ. of Missouri
INF	Parker McGee	Liberty	12	Kansas City Kansas CC
INF	Jackson Truman	Lee's Summit West	12	Emporia State
OF	Jordan Austin	Blue Springs South	12	Univ. of Missouri
OF	Bryson Gooding	Ray-Pec	12	Univ. of Michigan
OF	Dane Moberly	Liberty	11	
OF	Howie Grauberger	Lee's Summit West	12	Drury
UTIL	Tommy LaPour	Blue Springs South	11	Univ. of Cincinnati
UTIL	Tucker Miller	Ray-Pec	12	Univ. of Missouri
UTIL	Jeremiah Cabuyaban	Liberty	12	Drury
P	Cole Gibler	Blue Springs	10	Univ. of Arkansas
P	Jackson Downing	Liberty North	11	Arkansas State Univ.
P	Jack Ardito	Ray-Pec	12	UCM
P	Carter DeGondea	Ray-Pec	12	Missouri State Univ.
P	Ben Sundell	Liberty	12	Washington-Lee

HONORABLE MENTION				
POS	PLAYER'S NAME	SCHOOL	GR	POS
C	Cole Chace	Blue Springs South	11	Indiana State Univ.
C	Bo Jonas	Liberty North	10	Univ. of Oklahoma
C	Jack Kesler	Lee's Summit North	10	Kansas State Univ.
C	Alex Biondo	Ray-Pec	12	Rockhurst Univ.
C	Nate Olson	Lee's Summit West	12	Benedictine Univ.
INF	Jacob Manning	Lee's Summit North	11	
INF	Jake Daneff	Park Hill	12	Emporia State
INF	Collin Dobson	Blue Springs South	10	
INF	Aiden Brooks	Park Hill	12	Maple Woods CC
INF	Kayden Cook	Liberty	11	
OF	Peyton Mitchell	Blue Springs	11	
OF	Aiden Doll	Blue Springs South	11	
OF	Frankie Palma	Liberty North	12	
OF	Jack LeMasters	Liberty North	11	
OF	Grant Lambeth	Lee's Summit North	11	
OF	Jackson Kline	Park Hill	12	Univ. of Kansas
OF	Dayton Howard	Park Hill	11	
P	Brogan Turpin	Blue Springs	12	Quincy Univ.
P	Andrew Agnew	Liberty North	11	
P	Zach DeFreece	Liberty North	12	Kansas City Kansas CC
P	Kai Bennett	Liberty	11	
P	Reid Plum	Liberty	12	UCM

PLAYER OF THE YEAR
Ty Wisdom (Liberty North)


PITCHER OF THE YEAR
Karson Milbrant (Liberty)

COACH OF THE YEAR
Rob James (Liberty North)



Big 8 Standings 2022

	W	L	PCT	GB
Liberty North	12	2	0.857	-
Liberty	9	5	0.643	3
Ray-Pec	8	5	0.615	3 1/2
Blue Springs South	8	6	0.571	4
Lee's Summit North	6	7	0.462	5 1/2
Lee's Summit West	6	8	0.429	6
Blue Springs	5	9	0.357	7
Park Hill	1	13	0.071	11





**MISSOURI CLASS 6
ALL STATE**



**FIRST TEAM
PITCHER**

Eric Langhorst



**MISSOURI CLASS 6
ALL STATE**



**FIRST TEAM
OUTFIELD**

Eric Langhorst



**MISSOURI CLASS 6
ALL STATE**



**FIRST TEAM
INFIELD**

Eric Langhorst



**MISSOURI CLASS 6
ALL STATE**



**SECOND TEAM
PITCHER**

Eric Langhorst




**MISSOURI CLASS 6
ALL STATE**




**HONORABLE MENTION
INFIELD**

Eric Langhorst




**MISSOURI CLASS 6
ALL STATE**



**HONORABLE MENTION
CATCHER**




Eric Langhorst

**GATORADE MISSOURI
BOYS BASEBALL PLAYER OF THE YEAR**



KARSON MILBRANDT

**GATORADE MISSOURI
BOYS BASEBALL PLAYER OF THE YEAR**

RHP 1.66 ERA 0.97 WHIP

KARSON MILBRANDT
LIBERTY

POY LIBERTY 2022 2022

ACADEMIC ALL STATE



TEAM GPA 3.75

2nd HIGHEST TEAM GPA IN
MISSOURI - CLASS 6

LIBERTY BLUE JAY BASEBALL

ACADEMIC ALL STATE



Ben Sundell

LIBERTY BLUE JAY BASEBALL

ACADEMIC ALL STATE



Brock Toney

LIBERTY BLUE JAY BASEBALL

ACADEMIC ALL STATE



Parker McGee

LIBERTY BLUE JAY BASEBALL

ACADEMIC ALL STATE



Karson Milbrant

LIBERTY BLUE JAY BASEBALL



STATE CHAMPIONSHIPS

2021 1ST PLACE (32-9)

2002 1ST PLACE (23-8)

2011 State Runner Up (28-6)

2012 3rd Place (28-4)

2000 3rd Place (18-10)



State Quarterfinals

1981	2009
1998	2011
2000	2012
2002	2018
2003	2021
2004	

District Champions

1981	2002	2014
1991	2003	2018
1994	2004	2019
1998	2009	2021
2000	2011	
2001	2012	