



Welcome

Capital Area Association
Of Volleyball Officials
~ Clinic #2 ~

www.caavo.org



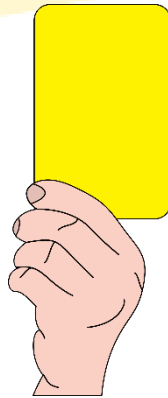
Agenda

- The Court and You
- Acceptable Behavior
- Common Alignments
- Ball Handling
- Backrow “Stuff”
- Blocking
- Working with Your Partner
- Reminders
- Points of Emphasis
- Questions?



The Court Belongs to You

- Your responsibilities
 - Scanning
 - Bench/Coach Awareness



- Acceptable Behavior
 - Athletes and Coaches
 - Officials
 - [Player's Yellow Card](#) - Video



Common Alignments

- [Overlaps and Alignments](#) – Video





Ball Handling

[Illegal or Legal Contact?](#) - Video





Attack vs. Block

- [Over the Net](#) - Video

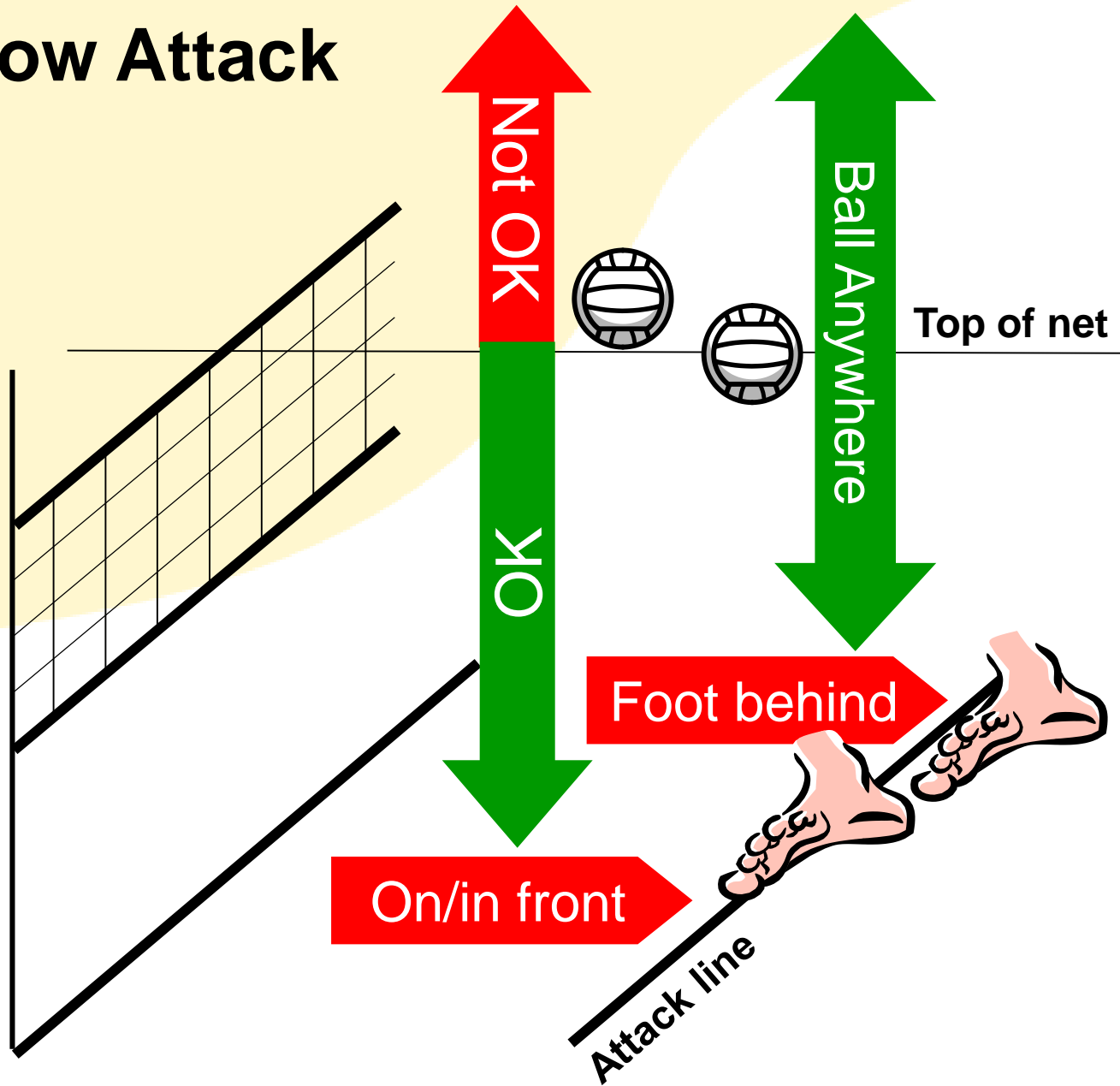


ATTACK: Any action other than a block or a serve that directs the ball toward the opponents court. This includes a spike, tip, dump, and overhead pass.

BLOCK: The action of a player or players close to the net that deflects the ball coming from the opponent by reaching higher than the top of the net at the moment of contact.



Backrow Attack





Blocking

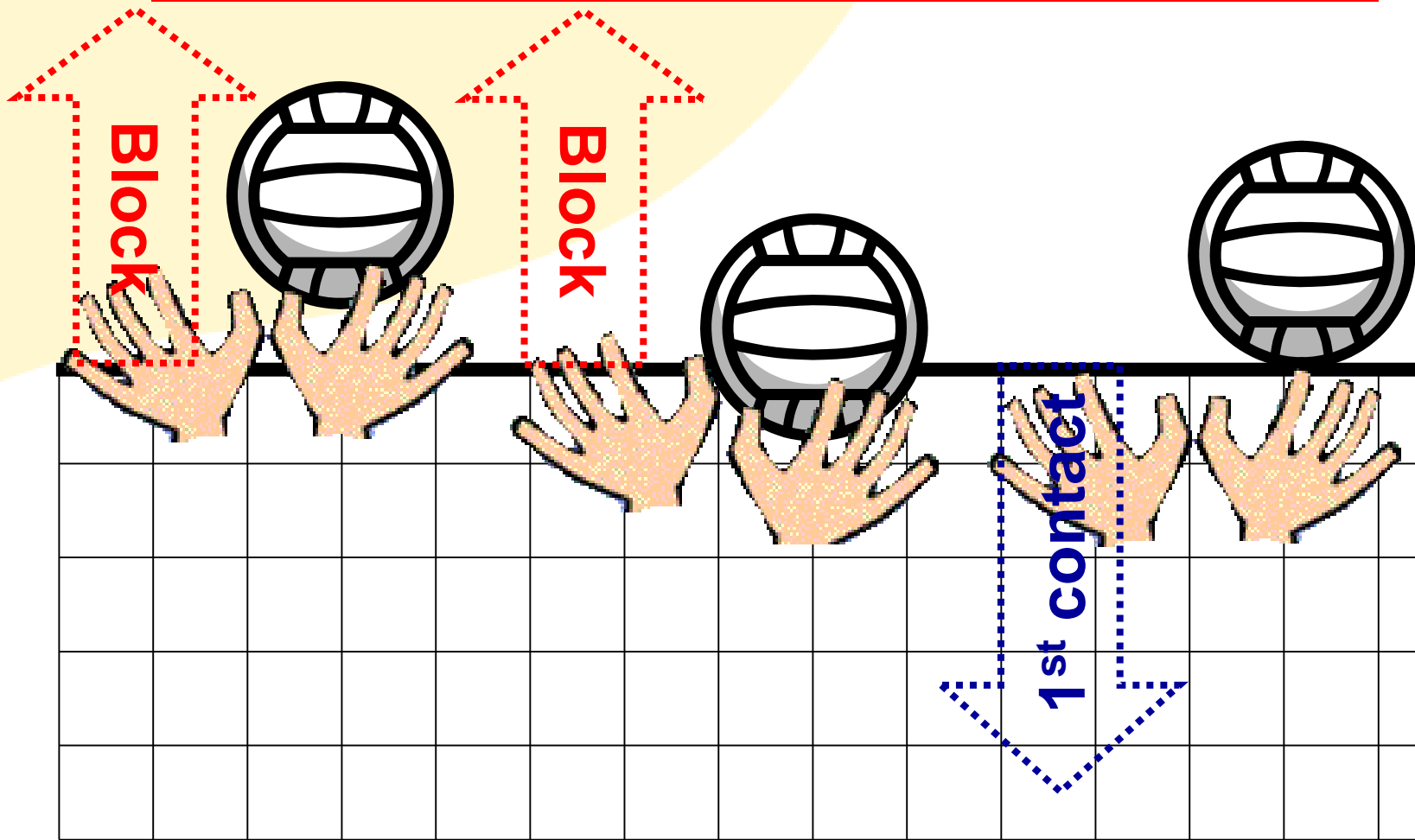
Definition (3 requirements):

close to net

body part higher than net

intercept ball from opponent's side

Position of *body* (not the ball) at time of contact





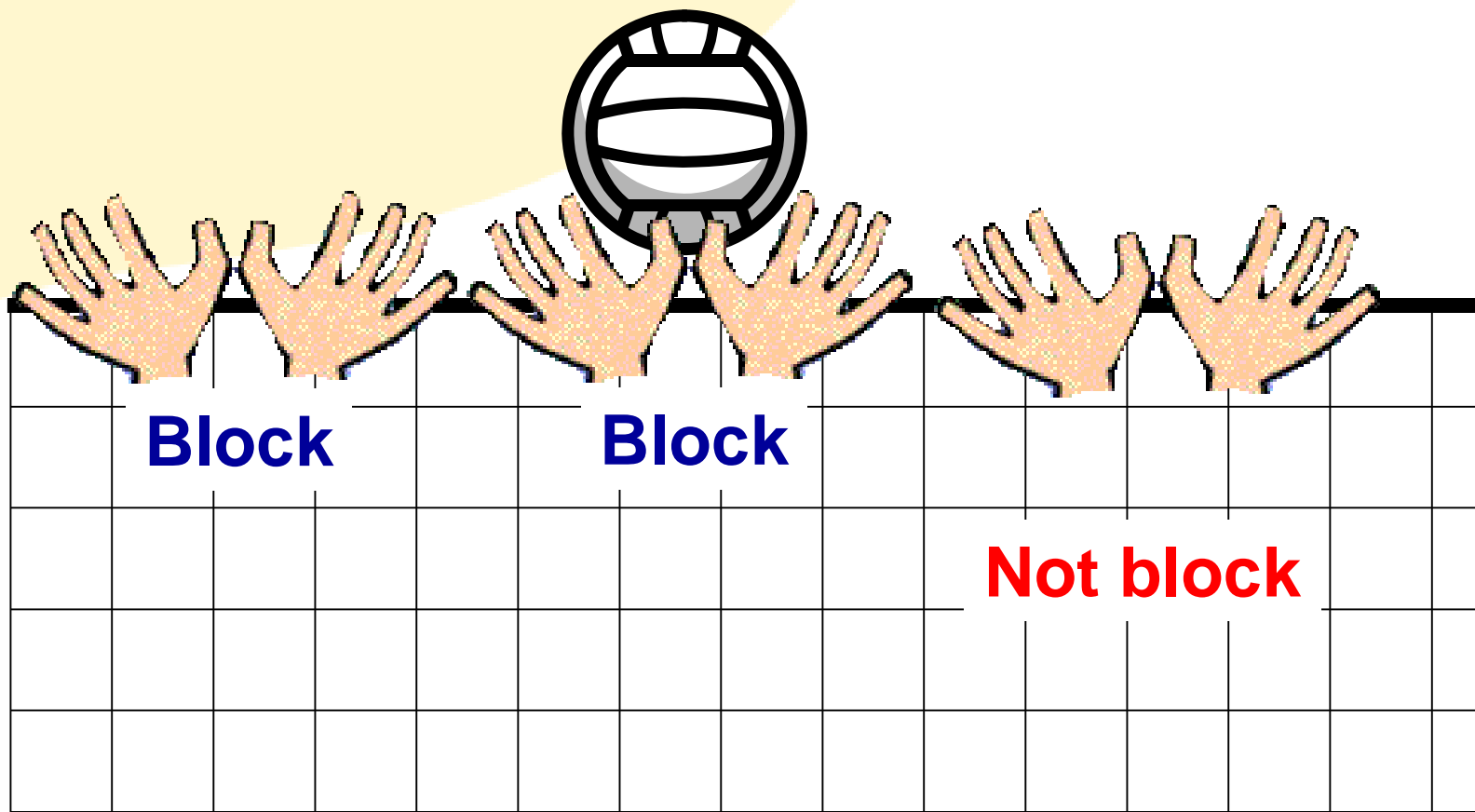
Let's Take a Short Break!



Collective Block 1

Who's a blocker? Who's Not?


All players in collective block *higher* than top of net





Collective Block 2

Contact by qualified blocker?



No block

No block

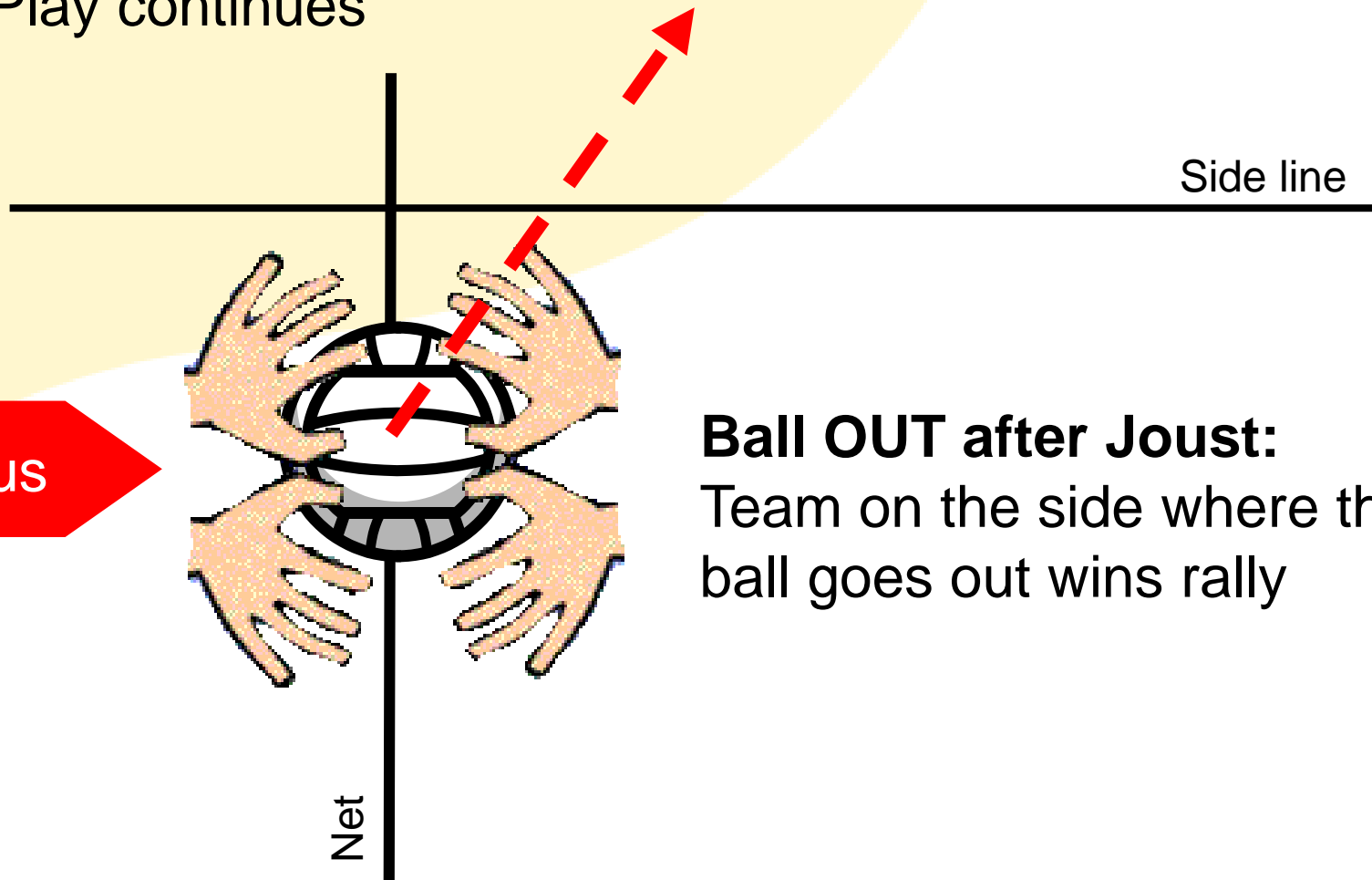
No block

1st Team Contact!



Joust will still be “play on”

Ball IN after Joust:
Play continues



Ball OUT after Joust:
Team on the side where the ball goes out wins rally



Blood Situations

Stop play for blood on:

Player

Uniform

Equipment (e.g. ball, knee pads, floor)


Clean-up equipment:

Event Administration, NOT YOU

Change bloodied uniform:

Quickly change uniform or Substitute

New number (no duplicates), similar color/style





Working With Your Partners



Protect Your Crew!

- 1st and 2nd Referee
- Scorers
- Line Judges




End of Match Procedures

- Verify Scoresheets:
 - Correct team winning?
 - Correct score?
 - Initial scoresheet and provide your MHSAA number
- Post-Match Debrief
 - R1, R2, line judges



Reminders

- Honor Assignments (they are contracts!)
- Be Approachable
- Arbiter Best Practices
- Scorers, Libero Trackers, and Line Judges are supposed to be secured and trained by the host school. Verify that they exist.
- Mastering Officials Mechanics – Professionalism, knowledge of rules and mechanics





Rules and Points of Emphasis

Review **2019 Points of Emphasis** at NFHS.org

1. Informal Signals
2. Side Folding Retractable Backboards
3. Ball Handling – www.nfhslearn.com

2019-20 Rules Changes

- 4-2-1 – Permits teammates to wear like-colored uniform pieces. Rule expanded to include all uniforms and involves nine guidelines.
- 4-2-2 – The Libero's uniform must clearly contrast from the predominant color(s) of the team uniform top, excluding trim. Etc...
- 4-2-4 – The option for players to wear No. 00 has been eliminated.



Rules and Points of Emphasis

2019-20 Rules Changes

- 5-5-1b, 5-6-1b and 7-1-1a – Clarifies the specific duties of the second referee, official scorer and coach during the prematch setting.
 - 5-5-1b – second referee assists first referee by collecting team rosters during timed prematch conference, etc.
 - 5-6-1b – Scorer receives each team's roster from the R2 and the conclusion of prematch conference.
 - 7-1-1a – Coach from each team shall submit in writing to the second referee an accurate roster with names and uniform numbers of all players during the timed prematch conference. Roster changes may be made until 10 minutes remain on the pregame clock.



Rules and Points of Emphasis

2019-20 Rules Changes

- 5-9-2 – NOTE places the line judge in a more appropriate position to watch for foot contact with the end line, as well as allowing him or her to quickly transition back into position for a view of the sideline.
- 8-2 – Removed rule 8-2-6d and added new rule 8-2-5g, which establishes that a serve is illegal, and the ball remains dead, if the server tosses the ball for serve and the ball touches any part of a backboard or its supports hanging in a vertical position over the serving area and not a service fault.



Websites

- caavo.org
- ArbiterSports.com
 - ArbiterPay



Let's Play Jeopardy!


JEOPARDY!

Basic Mechanics	The Libero	Alignments	Pre-Match/Procedures	Boo Mean Coaches!!!
<u>100</u>	<u>100</u>	<u>100</u>	<u>100</u>	<u>100</u>
<u>200</u>	<u>200</u>	<u>200</u>	<u>200</u>	<u>200</u>
<u>300</u>	<u>300</u>	<u>300</u>	<u>300</u>	<u>300</u>
<u>400</u>	<u>400</u>	<u>400</u>	<u>400</u>	<u>400</u>
<u>500</u>	<u>500</u>	<u>500</u>	<u>500</u>	<u>500</u>

FINAL JEOPARDY

Basic Mechanics – 100 Question

- Name this signal



Basic Mechanics – 100 Answer

- Out of Rotation

[home](#)

Basic Mechanics – 200

Question

- Name this signal



Basic Mechanics – 200 Answer

- Reaching over the net

[home](#)

Basic Mechanics – 300

Question

- Name this signal



Basic Mechanics – 300 Answer

- Back row block

[home](#)

Basic Mechanics – 400

Question

- Name this signal



Basic Mechanics – 400 Answer

- Official Timeout

[home](#)

Basic Mechanics – 500 Question

- Name this signal



Basic Mechanics – 500 Answer

- Administrative yellow/red card

[home](#)

The Libero – 100 Question

- Describe the characteristics of the libero jersey.



The Libero – 100 Answer

- The libero jersey must be clearly contrasting from the predominant color(s) of the rest of the team's jersey, excluding trim. The libero jersey cannot be made up solely of the same predominant color(s) of the team's jersey, even if the like color(s) are placed differently on the jersey.

The Libero – 200 Question

- When is it legal for the libero to block or attempt to block an attack?



The Libero – 200 Answer

- The libero is not allowed to participate in a collective block, attempt to block, or block an attack.

[home](#)

The Libero – 300 Question

- Can the libero attack the ball above the height of the net behind the ten foot attack line?



The Libero – 300 Answer

- No, the libero is not allowed to attack the ball above the height of the net anywhere on the floor.

[home](#)

The Libero – 400 Question

- How many rotation spots can the libero serve?



The Libero – 400 Answer

- One. The libero is only allowed to serve in one rotation spot.

The Libero – 500 Question

- Is it illegal for the libero to bump set on or in front of the ten foot attack line to a teammate who attacks the ball completely above the height of the net?



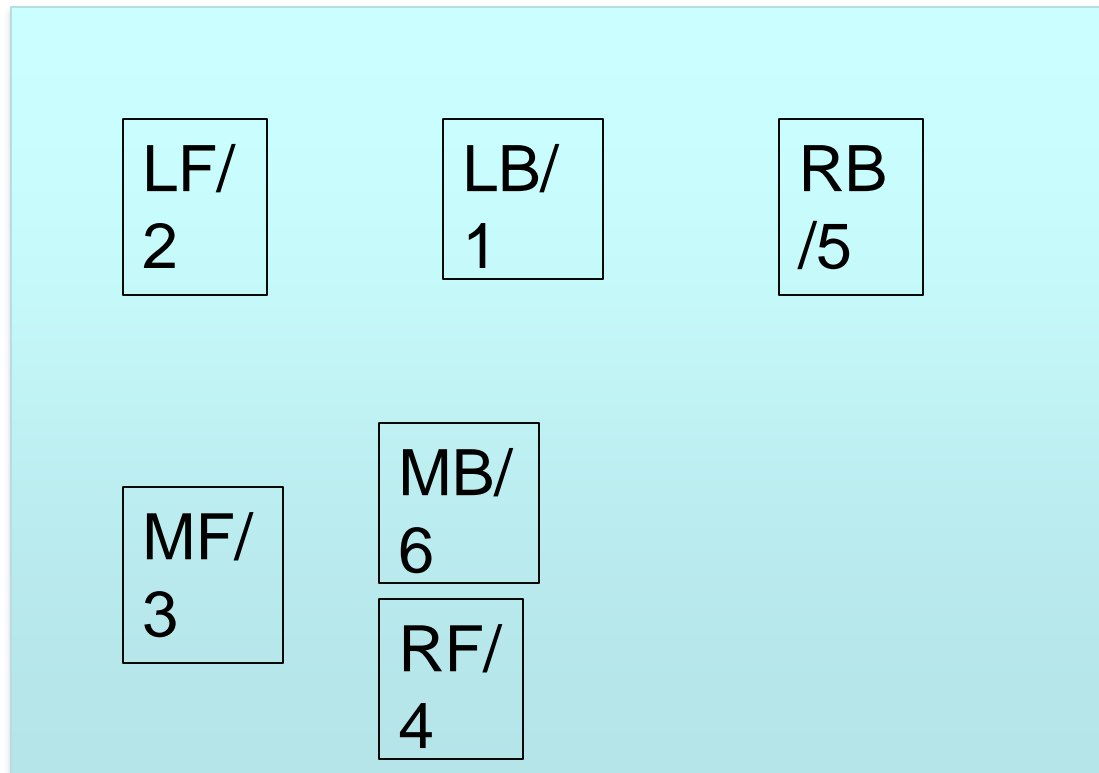
The Libero – 500 Answer

- No, it is only illegal for the libero to use overhand finger action to set a ball on or in front of the ten foot attack line to a teammate who attacks the ball above the height of the net.

Alignments

– 100 Question

- Legal or Illegal Alignment?



VOLLEYBALL NET

Alignments

– 100 Answer

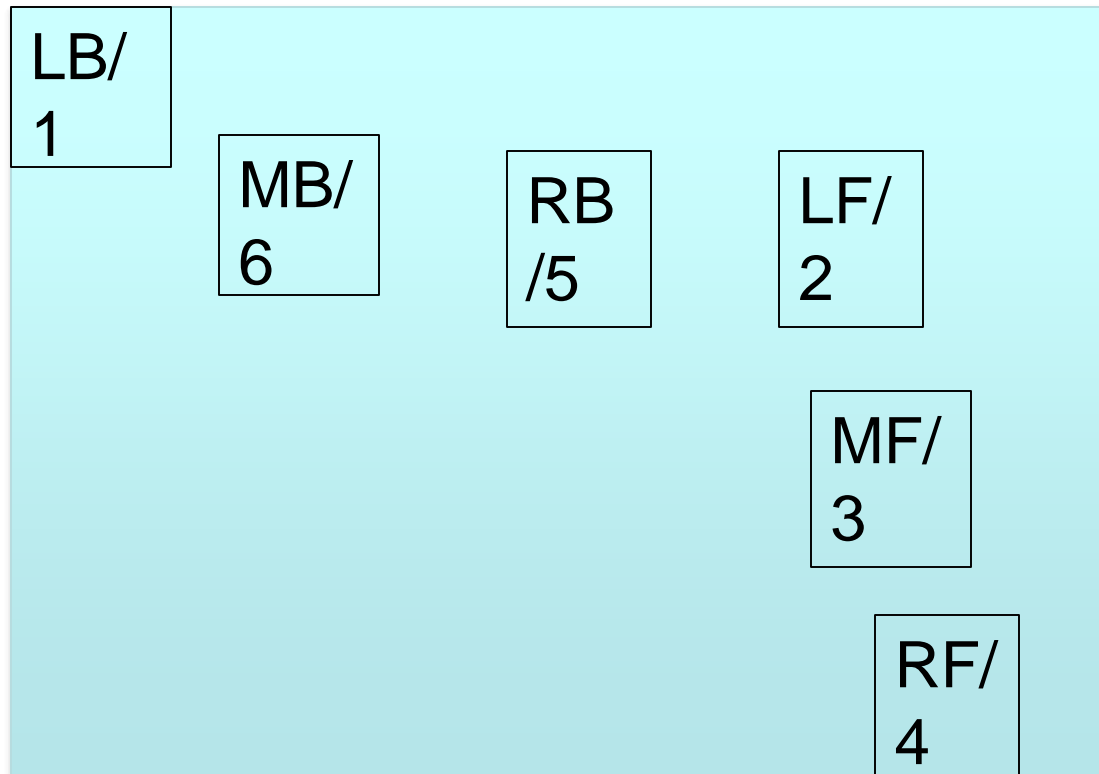
- Illegal; the LB and the MB are overlapping incorrectly.

[home](#)

Alignments

– 200 Question

- Legal or Illegal Alignment?



VOLLEYBALL NET

Alignments

– 200 Answer

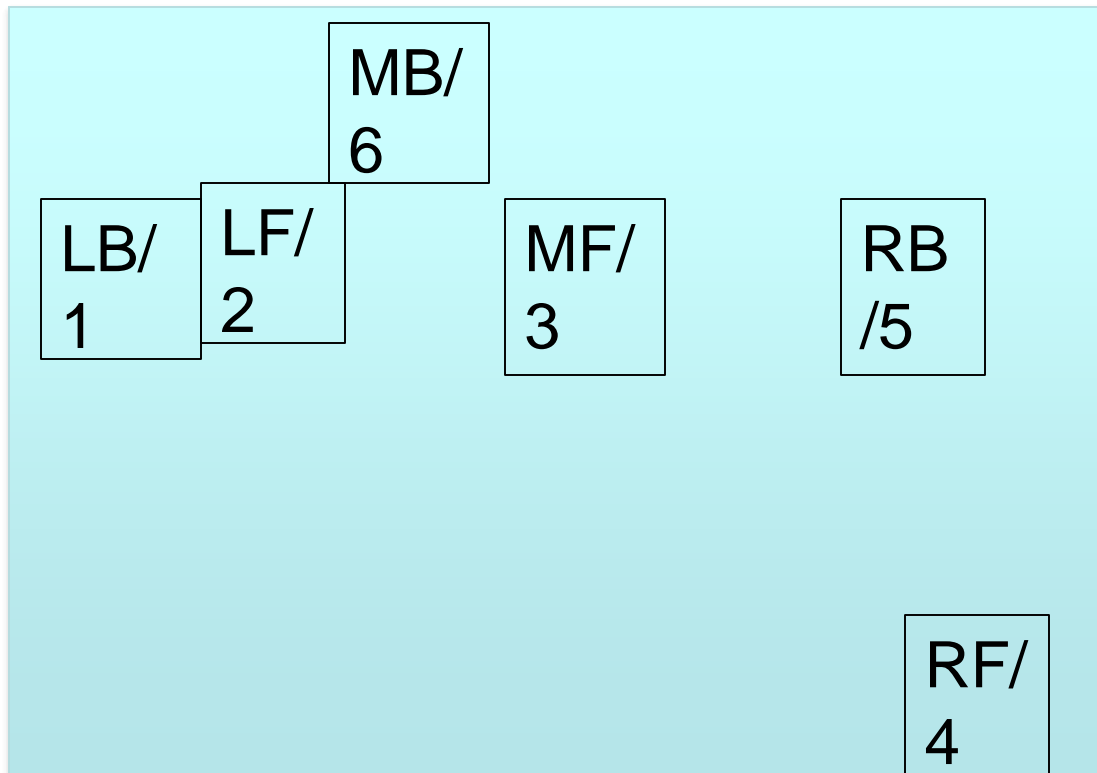
- Legal; there are no illegal alignments.

[home](#)

Alignments

– 300 Question

- Legal or Illegal Alignment?



VOLLEYBALL NET

Alignments

– 300 Answer

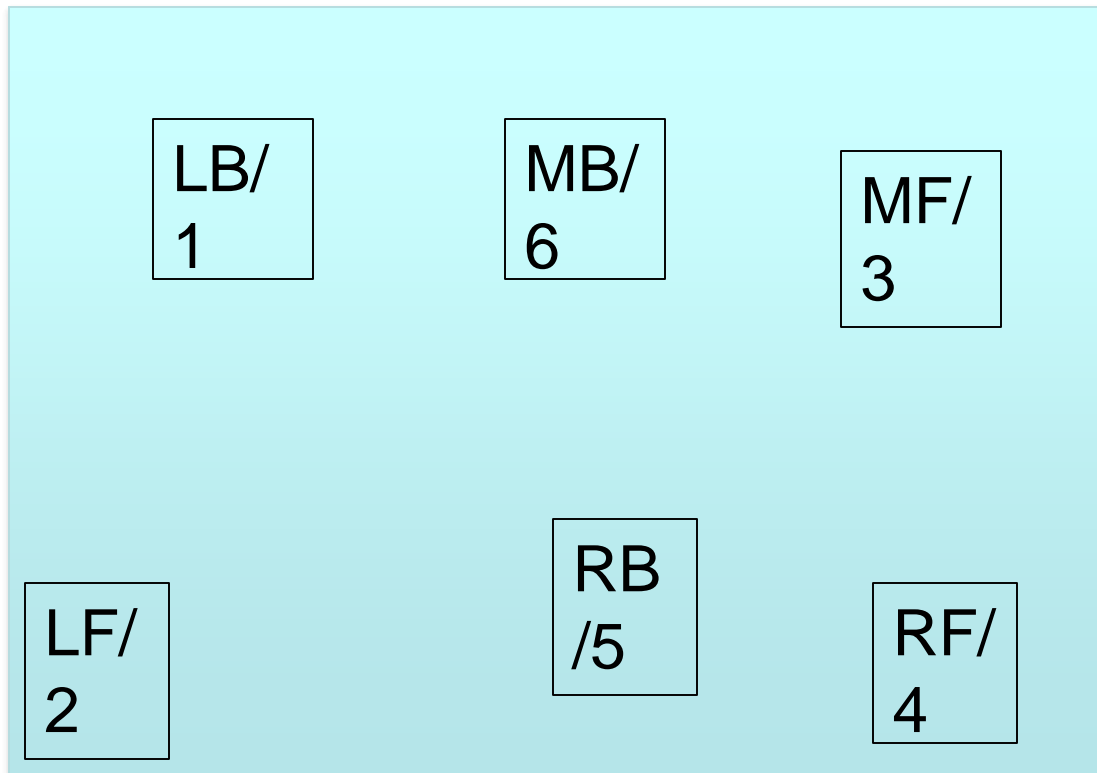
- Illegal; LB is in front of LF

[home](#)

Alignments

– 400 Question

- Legal or Illegal Alignment?



VOLLEYBALL NET

Alignments

– 400 Answer

- Legal; there are no illegal alignments.

[home](#)

Alignments

– 500 Question

- Legal or Illegal Alignment?

LF/ 2	LB/ 1	MF/ 3	MB/ 6	RB /5	RF/ 4
----------	----------	----------	----------	----------	----------



VOLLEYBALL NET

Alignments

– 500 Answer

- Legal; there are no illegal alignments

[home](#)

Pre-Match/Procedures – 100 Question

- Where are benches suppose to start for both teams?



Pre-Match/Procedures – 100

Answer

- After the ten foot line.

[home](#)

Pre-Match/Procedures – 200

Question

- What is the warm-up procedure for a varsity match? Who takes the court when?
- **BONUS:** What is the warm-up procedure for sub-varsity matches?



Pre-Match/Procedures – 200

Answer

- 4-4-4-4-4. Shared 4, Home 4, Visitor 4, Home 4, Visitor 4 – (20 minutes total)
- For sub-varsity matches, the warm-up can be different as long as both teams agree.

Pre-Match/Procedures – 300

Question

- Name five things that should be covered in a coaches/captain meeting.



Pre-Match/Procedures – 300

Answer

- Coin toss for serve, establish the line boundaries for the visiting team, go over any overhead obstructions over playable areas, ask coaches if the teams are properly equipped, chasing a loose volleyball, good sportsmanship, the length of the match

Pre-Match/Procedures – 400 Question

- For the 2019-20 volleyball season, what are the new tasks that the R2 will perform in order to improve the flow of prematch requirements?



Pre-Match/Procedures – 400

Answer

- The R2 shall assist the first referee by collecting each team roster during the timed prematch conference and supervise the placement of the official's table and team benches. The R2 will also be sure that the official scorer receives each team's roster at the conclusion of the prematch conference.

Pre-Match/Procedures – 500 Question

- What is the correct PSI pressure of a volleyball?



Pre-Match/Procedures – 500

Answer

- 4.3 to 4.6 PSI

[home](#)

Boo Mean Coaches! – 100 Question

- The R1 calls a touch off of a block on Team B that no one else saw in the whole gym. The Team B bench is an uproar with the assistant coach standing and yelling to the R1 that he needs to go work at Foot Locker. What actions can/should the R1 or R2 take?



Boo Mean Coaches! – 100

Answer

- The R2 needs to intervene and tell the assistant coach to sit down and he/she is not allowed to address the referees. The R1 can yellow card the assistant coach which makes the head coach sit for the rest of the match.

Boo Mean Coaches! – 200 Question

- The captain for Team A comes to the R1 after a contested rally. She states that my coach wants a new official because you are ruining this match. What can the R1 do?



Boo Mean Coaches! – 200

Answer

- The R1 can give a yellow card to either the captain, the coach, or both for unsporting behavior.

[home](#)

Boo Mean Coaches! – 300

Question

- The score is Team A 12- Team B 11 in the fifth set. The middle hitter for Team B reaches over the height of the net and contacts the ball while the setter for Team A is setting. The R1 calls reaching over and the coach for Team B stands at the sideline and yells that is a “bull#\$&@ call”. What should the R1 or R2 do?



Boo Mean Coaches! – 300

Answer

- The R2 should step-in and stop the coach from yelling across the court. The R1 should assess a red card to the coach for swearing.

Boo Mean Coaches! – 400 Question

- Team B could not pass a volleyball if their lives depended on it. The coach is very frustrated and is taking it out on the official. He/she sends the captain over to complain about the other team's jerseys although they are legal. The captain comes back three times. What can the R1 do?



Boo Mean Coaches! – 400

Answer

- Do not get into a conversation with a coach through the captain. Try to limit the captain over with one visit. The best way to do that is warn the captain if she comes over again it will be an administrative yellow card. If you want to tell the coach something through the captain, make it short and specific so the captain can remember it after walking to her coach.

[home](#)

Boo Mean Coaches! – 500 Question

- How many adults are allowed on the bench during a match? Who are they?



Boo Mean Coaches! – 500

Answer

- There is no specific rule regarding who may sit on the team bench, but anyone seated on the bench is subject to rules governing team conduct.
- Typically you will have the head coach, assistant coach, and possibly a team scorekeeper and/or statistician.

[home](#)

Final Jeopardy - Question

During the finals of a volleyball tournament, Team A attacks the ball across the net. The ball lands out, but a certified MHSAA official calls the ball in. Team B is upset and starts yelling and complaining to the line judge. What actions can be taken in this scenario?



Final Jeopardy - Answer

- The R1 has the ability to overrule the line judge, even an official, and call the ball out.
- The R1 can proceed to yellow card any athletes on Team B yelling at the line judge OR the R1 can call the captain of Team B over and give a final verbal warning.