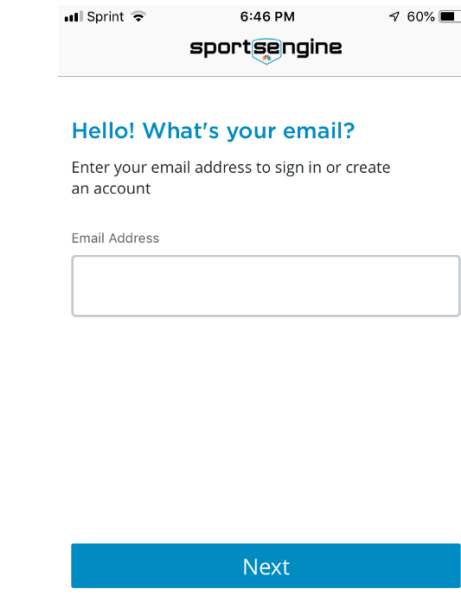


Connecting via the SportsEngine app

Search for SportsEngine in your app store and download

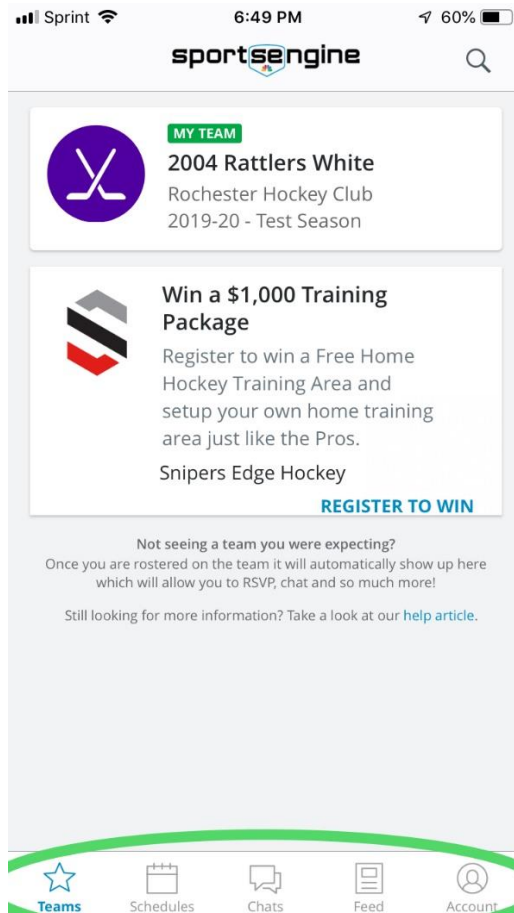
Sign-in using the email address & password you used to create the account that added your player to the team roster.



The screenshot shows the sign-in screen of the SportsEngine app. At the top, the status bar displays "Sprint", signal strength, Wi-Fi, the time "6:46 PM", and "60%" battery. The app logo "sportseengine" is centered. Below the logo, the text "Hello! What's your email?" is displayed in blue. Underneath, it says "Enter your email address to sign in or create an account". There is a text input field labeled "Email Address" with a white background and a thin border. At the bottom, there is a blue button with the text "Next".

Once signed in, you will see along the bottom a guide to all of the options within the app:

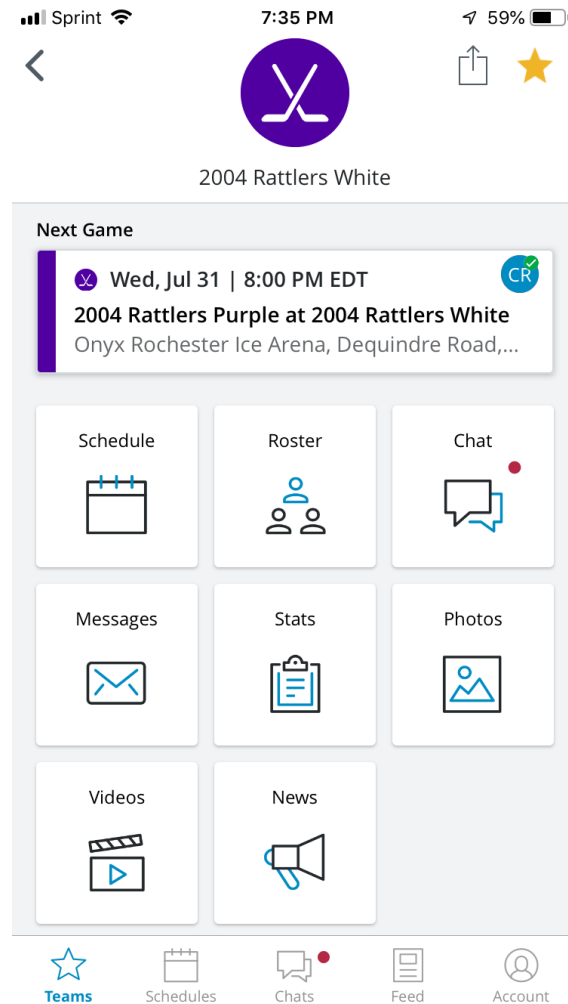
Teams | Schedules | Chats | Feed | Account



The screenshot shows the home screen of the SportsEngine app. At the top, the status bar displays "Sprint", signal strength, Wi-Fi, the time "6:49 PM", and "60%" battery. The app logo "sportseengine" is centered, with a search icon to its right. Below the logo, there is a "MY TEAM" section with a purple circular icon containing a white hockey stick. The text next to it reads "2004 Rattlers White", "Rochester Hockey Club", and "2019-20 - Test Season". Below this is a promotional banner for "Win a \$1,000 Training Package" with a red and black icon. The text says "Register to win a Free Home Hockey Training Area and setup your own home training area just like the Pros." and "Snipers Edge Hockey". A blue button labeled "REGISTER TO WIN" is at the bottom right of the banner. Below the banner, there is a note: "Not seeing a team you were expecting? Once you are rostered on the team it will automatically show up here which will allow you to RSVP, chat and so much more!". At the bottom, there is a link: "Still looking for more information? Take a look at our [help article](#)." At the very bottom, there is a navigation bar with five icons: a star for "Teams", a calendar for "Schedules", a speech bubble for "Chats", a document for "Feed", and a person for "Account".

Click into your team to see all of the functionality the app offers.

- See games and practices in your schedule
- See new chat notifications highlighted with a red dot.
- Easily share photos and videos for your team.



Convenient App Notifications sent through your phone so you never miss something important:

- When new **games and practices are scheduled**
- When a **game time or practice is changed**
- *Team communications using the chat function.*

