



ROLL THE DICE

ACTIVITIES FOR COACHES ORGANIZED BY NUMBER OF PLAYERS

Sometimes coaching is like “rolling the dice” as to how many players show up. What will you do when practice doesn’t go as planned?

» Compiled by Vince Ganzberg, United Soccer Coaches Education Content Coordinator



Letter from Vince..... 3
Coaching Education Courses..... 4
Introduction 5
The Youth Soccer Coach..... 6
4-Player to 12-Player Activities 8
Course Notes 62



LETTER FROM VINCE

This book is dedicated to my late brother-in-law, Eric Emrich, who, like many coaches in this great country, volunteered his time to the game. He left this world far too soon.

Like many volunteers, he was always seeking alternative ways to make practices more enjoyable for his players. More times than not, he wouldn't have a full allotment of players for practice. He and I would discuss different activities for him to use depending on how many showed up. That is what this book is all about. He didn't have a playing background but used some of the activities/games in this book to allow his players both learning and enjoyment.

In the end, though, it wasn't the activities he ran but the care he showed for all children he coached. Every child was a champion in his eyes and heart. Miss you Eric and I know you are probably still coaching a small-sided team in heaven!

—Vince Ganzberg



EDUCATION COURSES

To check out all of our course offerings and find a course near you, visit UnitedSoccerCoaches.org/Courses.

DEVELOPMENT

Foundations of Coaching*

4v4 Diploma

7v7/9v9 Diploma

11v11 Diploma

Special Topics

ADVANCED

National Diploma

Advanced National Diploma

Premier Diploma

Director of Coaching Diploma

Master Coach Diploma

Master's Degree in Soccer Coaching

GOALKEEPING

Level 1 Diploma*

Level 2 Diploma

Level 3 Diploma

Advanced National GK Diploma

HIGH SCHOOL

NFHS Fundamentals of Coaching*

High School Diploma

eLEARNING*

Attacking Principles of Play

Convention Sessions

Defending Principles of Play

Futsal Level 1

Get aHEAD Safely in Soccer™

Goalkeeping Level 1

How to Play Like a European Club Champion

Player Development Curriculum

Small-Sided Games: 4v4, 7v7, and 9v9

Top Ten Series

U.S. SOCCER LICENSES



U.S. Soccer Licenses available through United Soccer Coaches:

National E License

National D License

National C License



INTRODUCTION

SCENARIO:

You are coaching a 12-year-old team that has 14 players on the roster. Your practice plan is for 14 players, but only seven show up. It's sort of like "rolling the dice" as to how many show up sometimes. So now what do you do? Send them home? Their parent(s) just left and you are the only team at the soccer park.

Whether you coach for your local league or for an advanced level team, this book is relevant. It will offer realistic and enjoyable activities to use for all levels of play.

This book begins with activities for four players and ends with 12 players. All games are directional and go to at least one goal. There are five activities per number of players in this first version. In addition to the activity, tips on some thoughts to teach, how to vary the activity and a suggested time length are also presented. Thank you for taking the time to serve and improve our game.

CONSIDERATIONS:

- » The age of players
- » The level of players
- » The work rate required for small-sided games
- » The smaller the game, the shorter and more intense the playing time
- » Weather, field conditions, etc.
- » Applying the offside law for most (if not all) of the small-sided games
- » Competition benefits from playing a small-sided game to goals
- » Deciding to focus on attacking or defending techniques and/or principles
- » Using these games in normal practice sessions before you play the end game



THE YOUTH SOCCER COACH

By Mike Berticelli

You donate your time for the good of our youth, but you scream and you yell and are often uncouth.

The ref is just 12 and still learning the game, but you call him a jerk and say he's not sane.

The parents are screaming and follow your lead as you sprint up the sideline at uncontrollable speed.

You jump as you yell "Pass, pass the ball!" You turn red as you bellow, "Ref, make the darn call!"

"You're the left back, get in your position, if you don't we might lose and ruin our tradition!"

Positions are needed so we look like a team, 'cause they're miniature pros, or so it does seem.

The fullback is bored, he picks at his nose, while the others run wild and kick with their toes.

You scream for a goal, no matter how it goes in, the skill doesn't matter, just as long as we win!

The parents go crazy as the ball nears the goal, their advice and instructions will soon take their toll.

You see, "Junior" feels pressure, he's not having much fun, we tell him to pass, when to shoot, and to run.

He came here to play and to use his own mind, 'cause soccer's the most creative game that you'll find.

Imagination is needed on the part of each child, solving problems on the field is what makes them go wild.

A week of long practice, while just standing in line, waiting to shoot, just using one ball at a time.

This just doesn't cut it, and for some it's too late, make your practices fun, don't be the coach that they hate.

They come to "play" soccer, not to work at the game, their excitement is something we don't want to tame.

Maradona had moves that are beyond comprehension, no coach taught those moves while threatening detention!

He learned from his friends, and tried copying others, while playing in games, without coaches and mothers.

Soccer is different, not like baseball at all, we don't need positions, just give them the ball.

They first must learn skill, it's the meat of the game, if they can't dribble or shoot, then who should we blame?

Skill must be learned through repeated trials, if motivation is present you will see them run miles.

"Fun games" are the answer to encourage repetition, they laugh and they scream and enjoy competition.



Without the skill to dribble past an opponent at will, your players may win, but their growth will stand still.

I dream of the day when the parents just cheer, and losing the game doesn't bring out a tear.

When practice is fun, not dull and so boring, and playing the game means more than just scoring.

I know you mean well, and you donate your time, but bury your ego, and try something sublime.

Call all the parents, and ask for their aid, you're teaching their kids and not getting paid.

Your goal's to develop a youngster with skill, not a team that must win, or some fancy new drill!

You see, players are not judged by their wins and their losses, instead they are judged by their shots, heads, or crosses!

Scholarships are given to players with great names, not to those who played on youth teams who never lost games.

A pro player gets paid 'cause his skills are real fine, not because his team never lost when he was nine.

It's time to bring soccer to new heights in this nation, the future's in players, not a coaching citation!

Let's start to say "dribble" and stop yelling "Pass!" You'll then see players go to the head of the class.

I hope you're concerned, but not really offended, it's the need for more skill that I have defended.

You're giving your all, from the good of your heart, why not make sure the kids get the right start?

ABOUT MIKE BERTICELLI



Mike Berticelli (1951-2000) was best known for his success as the University of Notre Dame men's coach and for his boundless energy for the sport he loved.

"Bert's" college coaching career began when he was 24 years old. He gave back to the game both as a teacher and ambassador and as the NSCAA Director of Coaching. His passion for the game, people, and life was reflected in his talented storytelling.



4-PLAYER ACTIVITIES

“Coaching isn’t about x’s and o’s, but y’s.”

—Joe Ehrmann



TECHNIQUES

- » Dribbling: Running with the ball
- » Passing: Disguise/outside of the foot
- » Receiving: Vision to go forward

TACTICS

- » Attacking: Decision to dribble or pass
- » Attacking: Creating a 2v1
- » Defending: Making a 2v1 into a 1v1

MENTAL

- » Competition
- » Bravery
- » Focus and Refocus

PHYSICAL

- » Action speed
- » Acyclic speed
- » Agility, Balance, Coordination



FAST BREAK ATTACK



- » 45 seconds to 1 minute
- » 90-second rest
- » Play multiple rounds/intervals
- » Switch teams around

Teams: Two teams of 2
Field Size: 15 x 10 yards

- » A player from each team is in goal
- » A player from each team is on the field
- » Activity begins when coach rolls ball to a GK
- » When that happens, the defending player runs around a cone
- » The attacking GK rolls ball to teammate, and teammate attacks
- » Rule: Must score in attacking half; if goal is scored or goes out of bounds, coach restarts

Variations:

1. Put cones closer as opposed to on ends of field.
2. Allow attacker to play ball back to GK. They become 2v1.
3. Award more points for 1v1 than 2v1.

TECHNIQUES

- » Dribbling: Running with the ball
- » Dribbling: To beat an opponent
- » Individual defending: Closing down from the front

TACTICS

- » Attacking: When to shoot vs. keep dribbling
- » Defending: Taking the shot away from the opponent

MENTAL

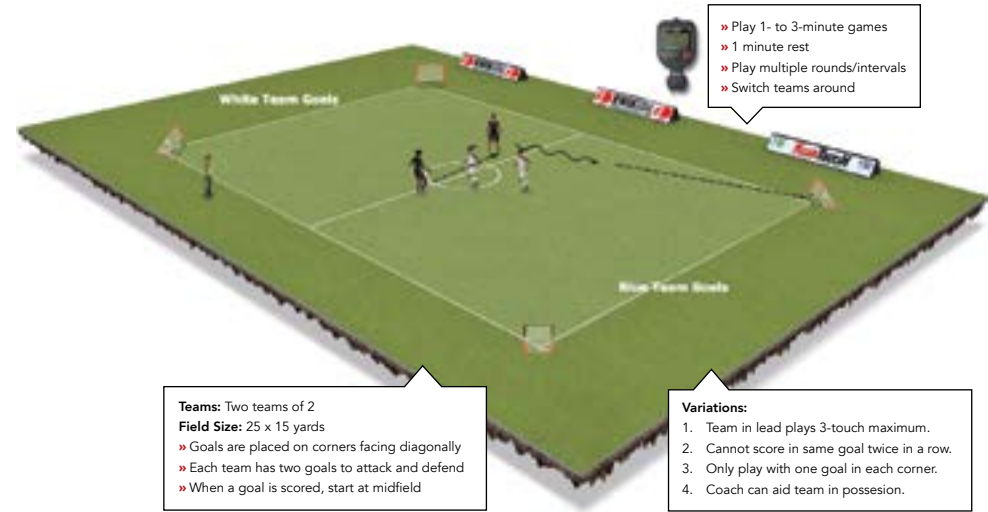
- » Competition
- » Bravery
- » Focus and Refocus

PHYSICAL

- » Technical speed
- » Acyclic speed
- » Agility, Balance, Coordination



2v2 4-GOAL DIAGONAL GAME



- » Play 1- to 3-minute games
- » 1 minute rest
- » Play multiple rounds/intervals
- » Switch teams around

Teams: Two teams of 2
Field Size: 25 x 15 yards

- » Goals are placed on corners facing diagonally
- » Each team has two goals to attack and defend
- » When a goal is scored, start at midfield

Variations:

1. Team in lead plays 3-touch maximum.
2. Cannot score in same goal twice in a row.
3. Only play with one goal in each corner.
4. Coach can aid team in possession.

TECHNIQUES

- » Dribbling: Running with the ball
- » Passing: Surface selection (inside/outside)
- » Individual defending: Closing down from the front and/or side

TACTICS

- » Attacking: Penetrate via dribble or pass
- » Defending: Pressure and cover
- » Defending: Make a 2v1 into a 1v1

MENTAL

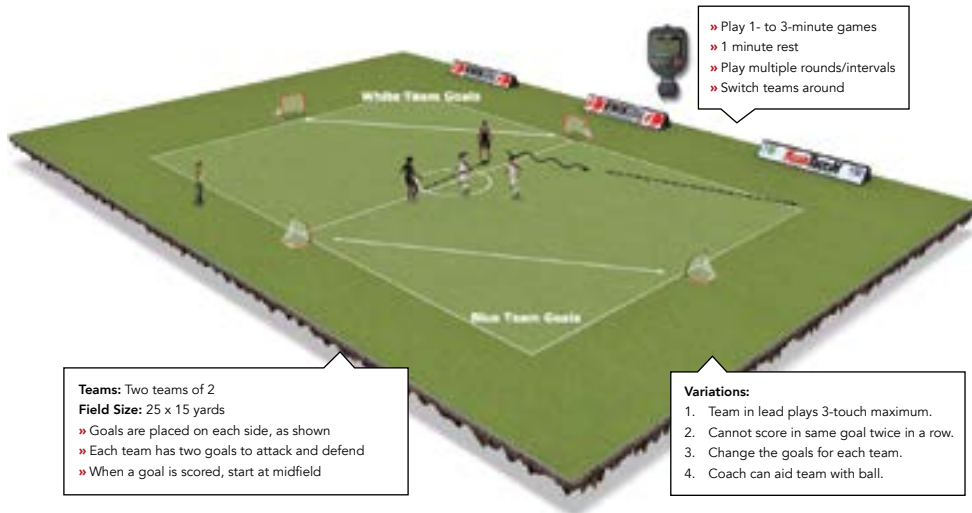
- » Competition
- » Bravery
- » Determination to succeed with a teammate

PHYSICAL

- » Technical speed
- » Acyclic speed
- » Agility, Balance, Coordination



2v2 DIAGONAL VARIATION



Teams: Two teams of 2
Field Size: 25 x 15 yards
 » Goals are placed on each side, as shown
 » Each team has two goals to attack and defend
 » When a goal is scored, start at midfield

Variations:
 1. Team in lead plays 3-touch maximum.
 2. Cannot score in same goal twice in a row.
 3. Change the goals for each team.
 4. Coach can aid team with ball.

TECHNIQUES

- » Dribbling: Running with the ball
- » Passing: Surface selection (inside/outside)
- » Individual defending: Closing down from the front and/or side

TACTICS

- » Attacking: Penetrate via dribble or pass
- » Defending: Pressure, cover
- » Defending: Make a 2v1 into a 1v1

MENTAL

- » Competition
- » Perseverance
- » Determination to succeed with a teammate

PHYSICAL

- » Change of direction
- » Acyclic speed
- » Agility, Balance, Coordination



2v2 SCORING ZONES



Teams: Two teams of 2
Field Size: 25 x 15 yards
 » Three "scoring zones" marked by a cone
 » The closest cone is 5 yards from goal (1 point)
 » Second closest cone is 12 yards from goal (2 points)
 » Third closest cone is 18 yards from goal (3 points)
 » Team takes turns (45 seconds to 1 minute)
 » The coach plays the new ball in
 » If defending team wins the ball, they can score in one of two counter goals
 » Goals scored when defending are worth 2 points

Variations:
 1. Play 2v1.
 2. If ball hits the net in the air, award an extra point.
 3. Vary the distances for each scoring zone.

TECHNIQUES

- » Dribbling: Running with the ball
- » Passing: Surface selection (inside/outside)
- » Individual defending: Closing down from the front and/or side

TACTICS

- » Attacking: Penetrate via dribble or pass
- » Defending: Pressure and cover
- » Defending: Make a 2v1 into a 1v1

MENTAL

- » Positive mentality to shoot
- » Determination to succeed with a teammate
- » Competition

PHYSICAL

- » Change of direction
- » Acyclic speed
- » Agility, Balance, Coordination



5-PLAYER ACTIVITIES

“A child should never walk around with a hole in their heart.”

—*Krish Dhanam*



TECHNIQUES

- » Passing: Surface selection (inside/outside)
- » Receiving: Vision to go forward to score
- » Finishing: Surface selection
- » Individual defending: Deny the shot

TACTICS

- » Attacking: Penetrate to score
- » Attacking: Create a 2v1
- » Defending: Pressure and cover

MENTAL

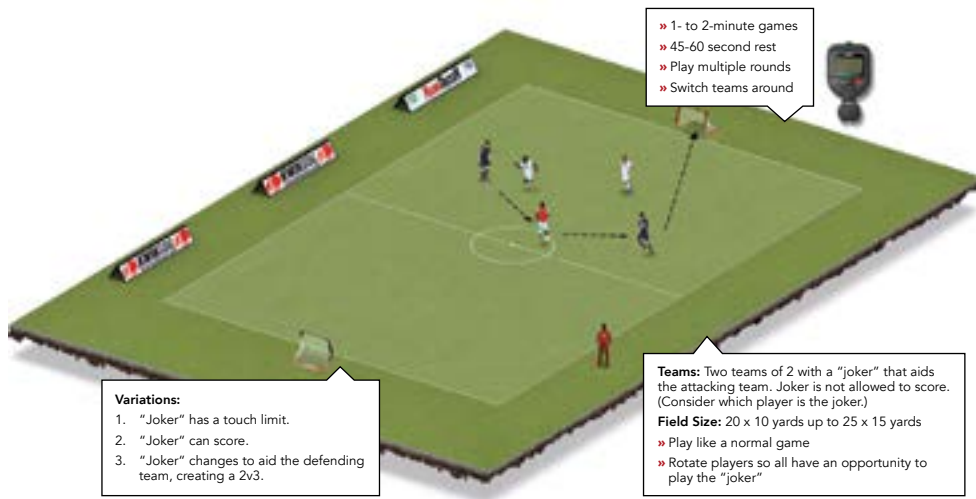
- » Positive mentality to shoot
- » Determination to succeed with a teammate
- » Competition

PHYSICAL

- » Technical speed
- » Acyclic speed
- » Agility, Balance, Coordination



2v2 + 1 (JOKER'S WILD)



Variations:

1. "Joker" has a touch limit.
2. "Joker" can score.
3. "Joker" changes to aid the defending team, creating a 2v3.

- » 1- to 2-minute games
- » 45-60 second rest
- » Play multiple rounds
- » Switch teams around

Teams: Two teams of 2 with a "joker" that aids the attacking team. Joker is not allowed to score. (Consider which player is the joker.)

Field Size: 20 x 10 yards up to 25 x 15 yards

- » Play like a normal game
- » Rotate players so all have an opportunity to play the "joker"

TECHNIQUES

- » Passing: Surface selection (inside/outside)
- » Receiving: Vision to go forward to score
- » Individual defending: Denying penetration

MENTAL

- » Competition
- » Determination to succeed with a teammate

TACTICS

- » Attacking: Penetrate to score
- » Attacking: Create a 2v1
- » Defending: Pressure and cover
- » Defending: Make a 3v2 into a 2v2

PHYSICAL

- » Action speed
- » Technical speed
- » Agility, Balance, Coordination



2v2 DIAMOND SHAPE ACTIVITY



Variations:

1. Limit touches on two players but none for "joker."
2. Limit touches on "joker" only.
3. Change the size of the diamond.

- » 1:30- to 2-minute intervals
- » 60 second rest
- » Change "joker"
- » Switch teams around

Teams: Two teams of 2 with a "joker"

Field Size: 25 x 15 yards up to 30 x 20 yards

- » Use cones to shape field like a diamond
- » Play a normal game of 2v2 + 1
- » "Joker" cannot score initially

TECHNIQUES

- » Passing: Surface selection (inside/outside)
- » Receiving: Vision to go forward to score
- » Finishing: Surface selection
- » Individual defending: Deny the shot

MENTAL

- » Determination to succeed with a teammate
- » Competition
- » Mentality to shoot/score

TACTICS

- » Attacking: Penetrate to score
- » Attacking: Create a 2v1
- » Defending: Pressure and cover
- » Defending: Make a 3v2 into a 2v2

PHYSICAL

- » Action speed
- » Technical speed
- » Agility, Balance, Coordination



2v2 ZONE CHALLENGE



- » 1:30- to 2-minute intervals
- » 60 second rest
- » Play multiple rounds
- » Switch teams and goalkeeper

- Teams:** Two teams of 2 with a GK
Field Size: 30 x 20 yards
- » Create two 10-yard zones: attacking team starts in the zone farthest from goal, and the defending team places one player in each zone; teams take turns
 - » Attacking team attempts to penetrate through each zone by dribbling or passing
 - » Defenders must stay in zone and cannot track back
 - » If the attacking team is successful at penetrating both zones, then they have to score within two touches
 - » Defending team can score through one or two counter goals

- Variations:**
1. Only have one defender in either zone, then add the second defender.
 2. Defender can track back into zone.

TECHNIQUES

- » Dribbling: Running with the ball
- » Passing: Surface selection (inside/outside)
- » Receiving: Vision to go forward to score
- » Individual defending: Closing down from the front

MENTAL

- » Competition
- » Determination
- » Mentality to go forward
- » Mentality to shoot/score

TACTICS

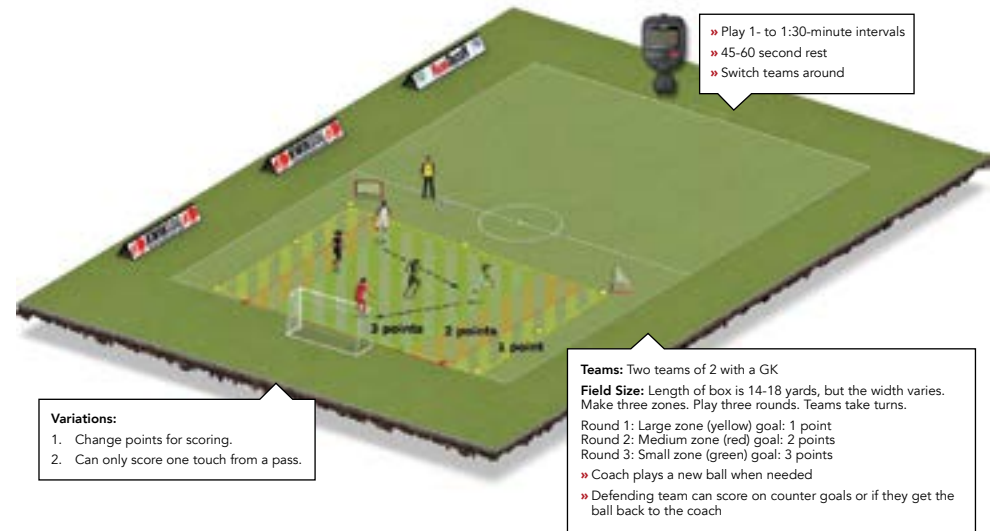
- » Attacking: Penetrate to go forward
- » Attacking: Create a 2v1
- » Defending: Stepping vs. delaying
- » Defending: Make a 2v1 into a 1v1

PHYSICAL

- » Action speed
- » Technical speed
- » Agility, Balance, Coordination



2v2 SQUEEZE ACTIVITY



- » Play 1- to 1:30-minute intervals
- » 45-60 second rest
- » Switch teams around

- Teams:** Two teams of 2 with a GK
Field Size: Length of box is 14-18 yards, but the width varies. Make three zones. Play three rounds. Teams take turns.
- Round 1: Large zone (yellow) goal: 1 point
 - Round 2: Medium zone (red) goal: 2 points
 - Round 3: Small zone (green) goal: 3 points
 - » Coach plays a new ball when needed
 - » Defending team can score on counter goals or if they get the ball back to the coach

- Variations:**
1. Change points for scoring.
 2. Can only score one touch from a pass.

TECHNIQUES

- » Passing: Surface selection (inside/outside)
- » Finishing: Surface selection
- » Receiving: Vision to go forward to score
- » Individual defending: Deny the shot

MENTAL

- » Competition
- » Determination
- » Mentality to go forward
- » Mentality to shoot/score

TACTICS

- » Attacking: Penetrate to go forward
- » Attacking: Providing support
- » Defending: Pressure and cover
- » Defending: Working with the goalkeeper

PHYSICAL

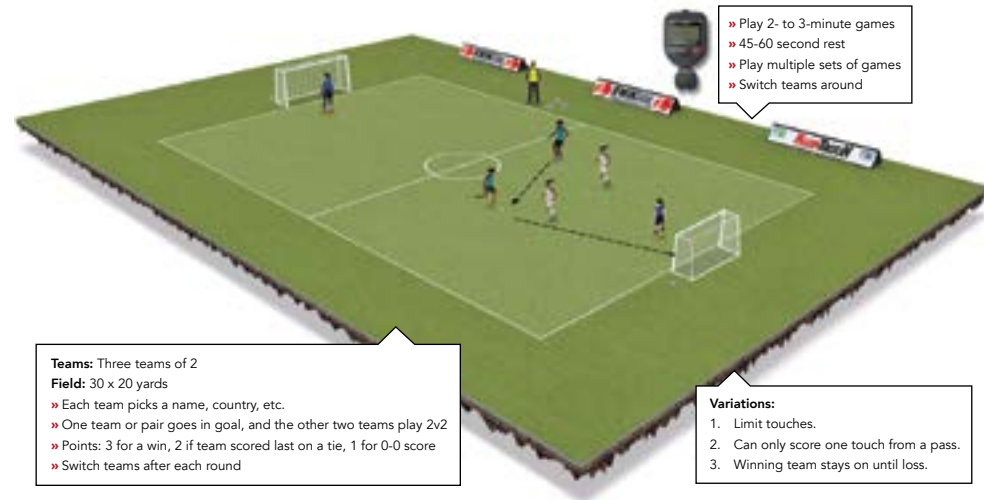
- » Action speed
- » Technical speed
- » Agility, Balance, Coordination



6-PLAYER ACTIVITIES

“Remember that people don’t care what you know until they know that you care.”

—Anonymous



TECHNIQUES

- » Dribbling: To pass or shoot
- » Passing: Surface selection (inside/outside)
- » Finishing: Surface selection
- » Individual defending: Deny the shot

MENTAL

- » Competition
- » Determination
- » Mentality to go forward
- » Mentality to shoot/score

TACTICS

- » Attacking: Penetrate to score
- » Attacking: Providing support to a teammate
- » Defending: Pressure and cover

PHYSICAL

- » Action speed
- » Technical speed
- » Agility, Balance, Coordination



3v3 POSITIONAL GAME



Credit: Dr. Tom Turner
Teams: Two teams of 3
Field Size: 30 x 20 yards
 » Make three zones across the field, cones mark the final zone for each team
 » Play like a normal game
 » Rule: Goal does not count if all 3 players are in last/final zone (ex. the goal in the diagram would count)

Variations:
 1. Goal is worth 2 points if the team scores and the defending team has only 1 player back in the final zone.
 2. Limit touches.
 3. Make zones bigger (makes middle zone smaller)

TECHNIQUES

- » Passing: Surface selection (inside/outside)
- » Receiving: To go forward to score
- » Finishing: Surface selection
- » Individual defending: Deny the shot

TACTICS

- » Attacking: Penetrate to score
- » Attacking: When to provide support vs. run away into space
- » Defending: Pressure and cover

MENTAL

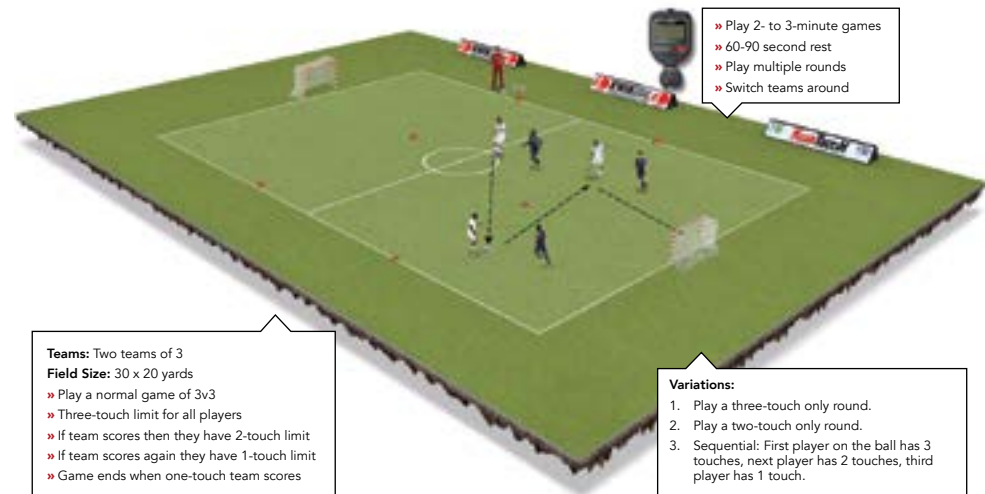
- » Competition
- » Determination
- » Mentality to go forward
- » Mentality to shoot/score

PHYSICAL

- » Action speed
- » Technical speed
- » Agility, Balance, Coordination



3-2-1 CHALLENGE



Teams: Two teams of 3
Field Size: 30 x 20 yards
 » Play a normal game of 3v3
 » Three-touch limit for all players
 » If team scores then they have 2-touch limit
 » If team scores again they have 1-touch limit
 » Game ends when one-touch team scores

Variations:
 1. Play a three-touch only round.
 2. Play a two-touch only round.
 3. Sequential: First player on the ball has 3 touches, next player has 2 touches, third player has 1 touch.

TECHNIQUES

- » Passing: Accuracy and weight
- » Receiving: Go forward and score
- » Finishing: Surface selection
- » Individual defending: Deny the shot

TACTICS

- » Attacking: Penetrate, support, and mobility
- » Attacking: When to support
- » Defending: Pressure and cover

MENTAL

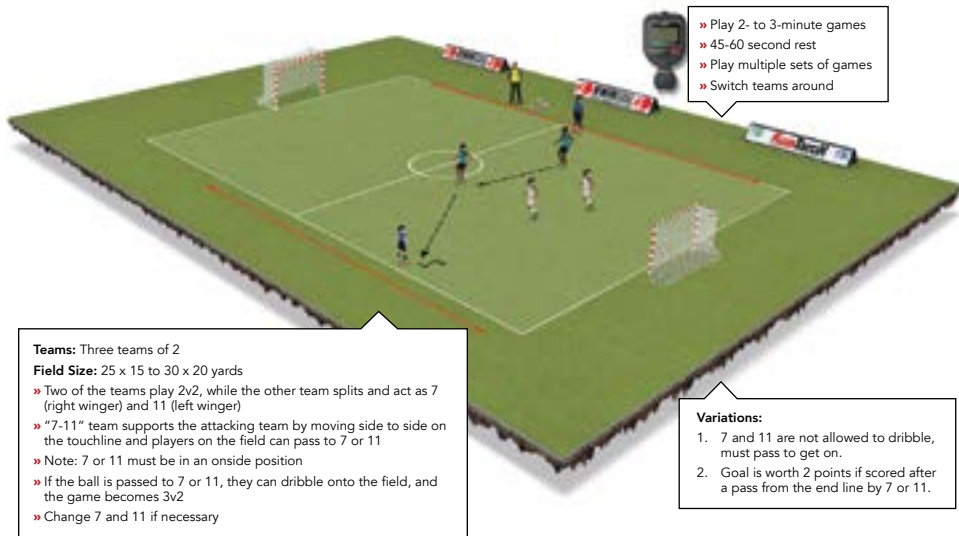
- » Perseverance
- » Competition
- » Growth mindset

PHYSICAL

- » Action speed
- » Technical speed
- » Agility, Balance, Coordination



7-11 GAME



TECHNIQUES

- » Dribbling: To beat an opponent
- » Passing: Accuracy and weight
- » Finishing: Surface selection
- » Individual defending: Closing down from the front and side

TACTICS

- » Attacking: Penetrate, support, mobility, and width
- » Attacking: When to support
- » Defending: Pressure and cover
- » Defending: Make a 3v2 into a 2v2

MENTAL

- » Determination
- » Competition
- » Attitude to score

PHYSICAL

- » Action speed
- » Technical speed
- » Agility, Balance, Coordination



VERTICAL ZONES ACTIVITY



TECHNIQUES

- » Dribbling: To set up a pass or shot
- » Passing: Accuracy and weight
- » Receiving: To go forward and score
- » Individual defending: Closing down from the front and side

TACTICS

- » Attacking: Penetrate, support, and mobility
- » Attacking: When and where to support
- » Defending: Pressure, cover, balance
- » Defending: Make a 3v2 into a 2v2

MENTAL

- » Determination
- » Competition
- » Growth mindset

PHYSICAL

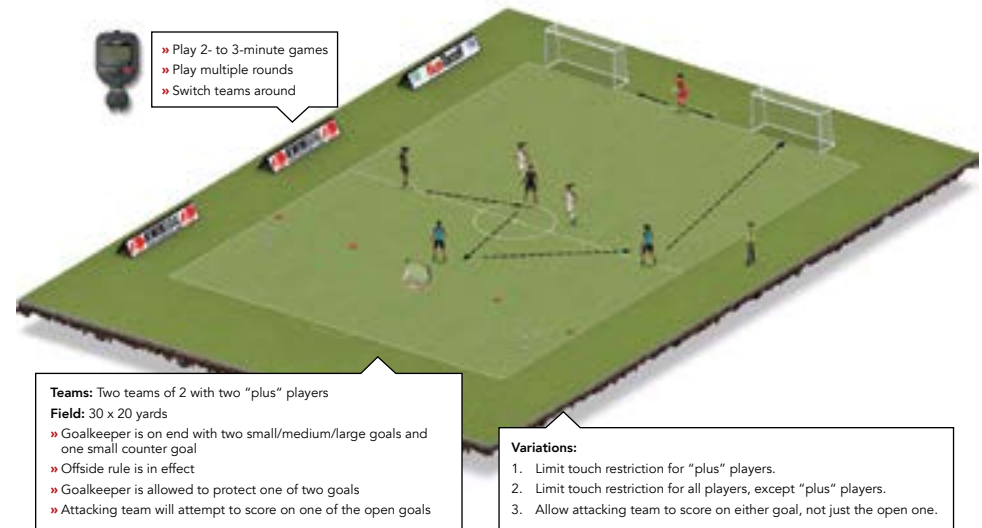
- » Action speed
- » Technical speed
- » Agility, Balance, Coordination



7-PLAYER ACTIVITIES

“If I had more time, I’d write a shorter letter.”

—Mark Twain



TECHNIQUES

- » Dribbling: To set up a pass or shot
- » Passing: Accuracy and weight
- » Receiving: To go forward and score
- » Individual defending: Closing down from the front and side

MENTAL

- » Determination
- » Competition
- » Attitude to score

TACTICS

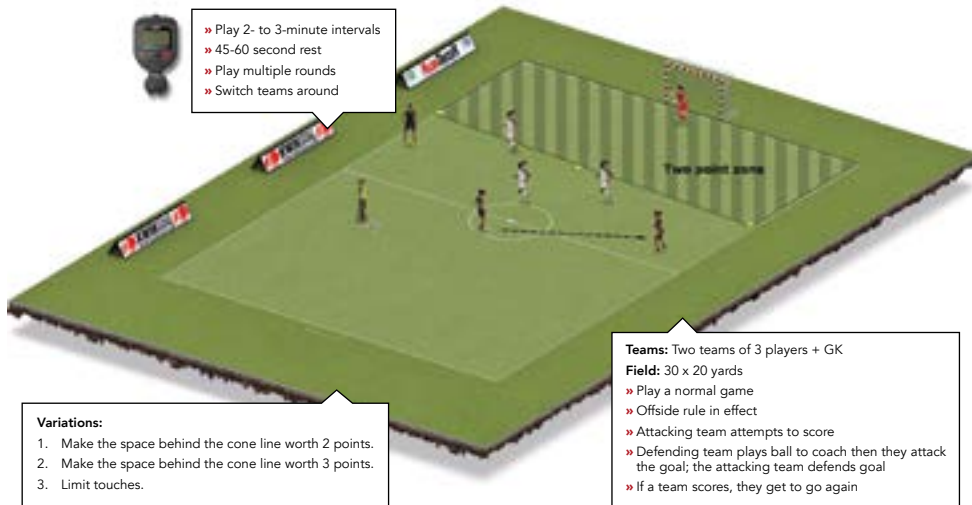
- » Attacking: Penetrate, support, mobility, and width
- » Attacking: When and where to support
- » Defending: Pressure, cover, balance
- » Defending: Make a 3v3 into a 3v2

PHYSICAL

- » Action speed
- » Technical speed
- » Agility, Balance, Coordination



3v3 TO GOAL - HALF FIELD



TECHNIQUES

- » Dribbling: To set up a pass or shot
- » Passing: Accuracy and weight
- » Receiving: Go forward and score
- » Individual defending: Deny the shot

MENTAL

- » Determination
- » Desire to score
- » Competition
- » Attitude to score

TACTICS

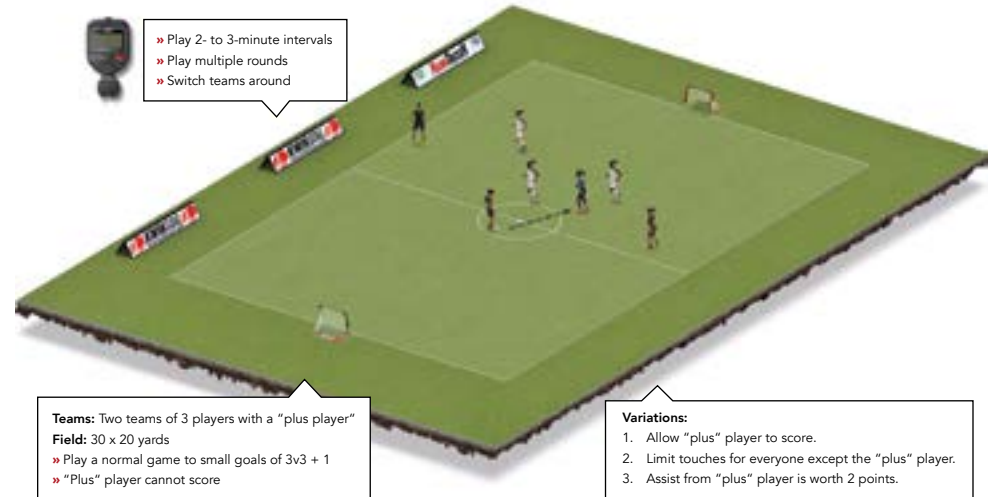
- » Attacking: Penetrate, support, mobility, and width
- » Attacking: When and where to support
- » Defending: Pressure, cover, balance
- » Defending: Make a 3v3 into a 3v2

PHYSICAL

- » Action speed
- » Technical speed
- » Speed strength



3v3 + 1 GAME



TECHNIQUES

- » Dribbling: To set up a pass or shot
- » Passing: Accuracy and weight
- » Receiving: Go forward and score
- » Individual defending: Closing down from the front

MENTAL

- » Determination
- » Competition
- » Attitude to score

TACTICS

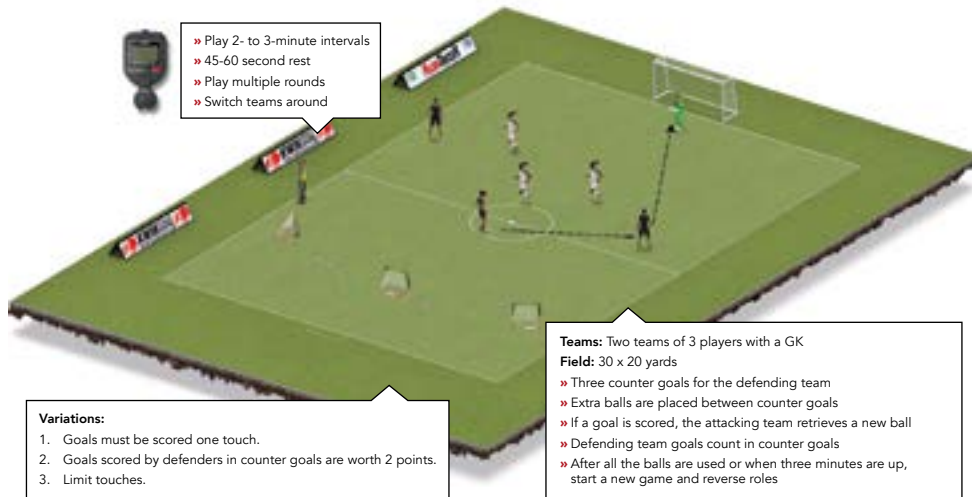
- » Attacking: Penetrate, support, mobility, and width
- » Attacking: When and where to support
- » Defending: Pressure, cover, balance
- » Defending: Make a 3v3 into a 3v2

PHYSICAL

- » Action speed
- » Technical speed
- » Agility, Balance, Coordination



GOALS GALORE GAME



- » Play 2- to 3-minute intervals
- » 45-60 second rest
- » Play multiple rounds
- » Switch teams around

Teams: Two teams of 3 players with a GK
Field: 30 x 20 yards

- » Three counter goals for the defending team
- » Extra balls are placed between counter goals
- » If a goal is scored, the attacking team retrieves a new ball
- » Defending team goals count in counter goals
- » After all the balls are used or when three minutes are up, start a new game and reverse roles

- Variations:**
- Goals must be scored one touch.
 - Goals scored by defenders in counter goals are worth 2 points.
 - Limit touches.

TECHNIQUES

- » Dribbling: To set up a pass or shot
- » Passing: Accuracy and weight
- » Receiving: Go forward and score
- » Individual defending: Deny the shot

MENTAL

- » Determination
- » Desire to score
- » Competition
- » Attitude to score

TACTICS

- » Attacking: Penetrate, support, mobility, and width
- » Attacking: When and where to support
- » Defending: Pressure, cover, balance
- » Defending: Make a 3v3 into a 3v2

PHYSICAL

- » Action speed
- » Technical speed
- » Strength speed



WIDE GOALS GAME



- » Play 2- to 3-minute intervals
- » 45-60 second rest
- » Play multiple rounds
- » Switch teams around

Teams: Two teams of 3 players with a GK
Field: 30 x 20 yards

- » Two small-to-medium-sized goals are placed on the attacking end and three small counter goals for the defending team
- » When the defending team wins the ball they score on counter goals
- » Goalkeeper has to protect both goals
- » Goals can only be scored on the ground or in the air off of a cross

- Variations:**
- Goals must be scored one touch.
 - Goals scored by defenders in counter goals are worth 2 points.
 - Goals scored off a cross (example shown) are worth 3 points.

TECHNIQUES

- » Dribbling: To set up a pass or shot
- » Passing: Serving an aerial ball
- » Receiving: Aerial balls
- » Individual defending: Deny the cross

MENTAL

- » Determination
- » Desire to score
- » Competition

TACTICS

- » Attacking: Penetrate, support, mobility, and width
- » Attacking: When to get wide
- » Defending: Pressure, cover, balance
- » Defending: Nothing through or around

PHYSICAL

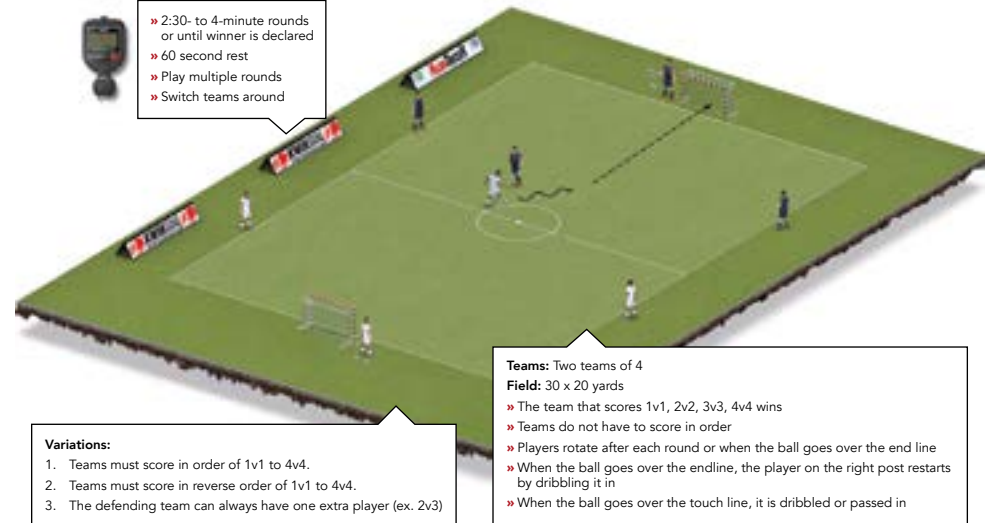
- » Action speed
- » Technical speed
- » Strength speed



8-PLAYER ACTIVITIES

“Football is simple, but the hardest thing to do is to play simple football.”

—Johan Cryuff



TECHNIQUES

- » Dribbling: To penetrate or beat an opponent
- » Passing: Accuracy and weight
- » Receiving: Purposeful first touch
- » Individual defending: Closing down from the front

TACTICS

- » Attacking: Penetrate, support, mobility, and width
- » Attacking: When and where to support
- » Defending: Pressure, cover, balance
- » Defending: Make a 3v3 into a 3v2

MENTAL

- » Determination
- » Dedication
- » Desire to score
- » Competition


PHYSICAL

- » Action speed
- » Technical speed
- » Agility, Balance, Coordination



BOPPER CHALLENGE

- » Play 2-minute rounds or until the team jogging around the field has finished three laps
- » Switch teams around



Teams: Two groups of 4
Field: 30 x 20 yards
 » Place 5-6 mannequins (or "Boppers") in the defensive half
 » Objective is to score as many goals as possible under the following conditions:
 A. Everyone must touch the ball and be moving!
 B. If the ball hits a "Bopper," that round doesn't count.
 C. Offside rule is in effect.
 D. Player scoring must be running and facing toward goal.
 » Retrieve ball on end after each attempt
 » Waiting team jogs around the field with or without the ball three times and then it's their turn

- Variations:**
1. Make a two touch restriction.
 2. Goal can only be scored off a cross.
 3. Allow one or two players from the waiting team to defend on field.
 4. Rearrange "boppers" to a back four plus a "6."

TECHNIQUES

- » Passing: Accuracy and weight
- » Receiving: Purposeful first touch
- » Finishing: A rolling ball coming from the side

TACTICS

- » Attacking: Penetrate via passing
- » Attacking: Mobility leading to support

MENTAL

- » Self-motivation
- » Dedication
- » Desire to score
- » Competition

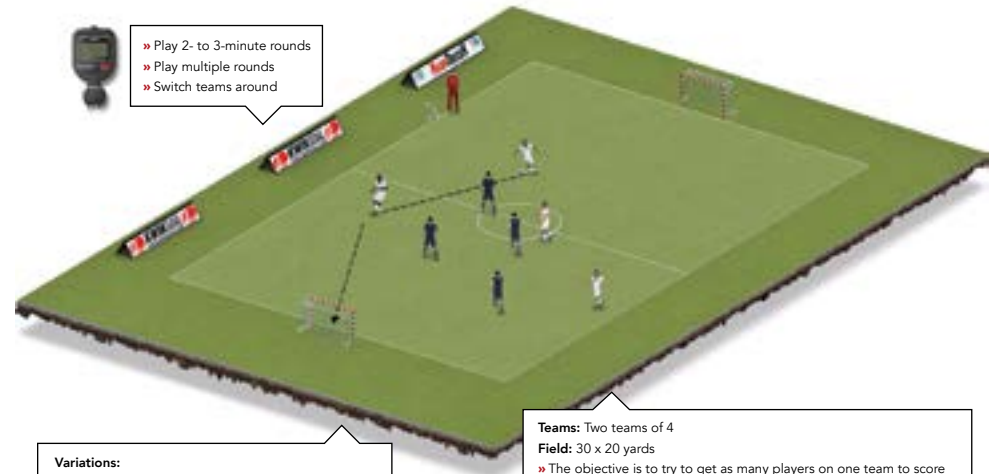
PHYSICAL

- » Action speed
- » Technical speed
- » Agility, Balance, Coordination



MORE TO SCORE GAME

- » Play 2- to 3-minute rounds
- » Play multiple rounds
- » Switch teams around



Teams: Two teams of 4
Field: 30 x 20 yards
 » The objective is to try to get as many players on one team to score
 » The team that has the most players score wins the game
 » Example: If the game is tied 3-3, the win goes to the team that had more players score

- Variations:**
1. Limit touch restriction for players that have scored.
 2. Only goals scored off of a one touch count.
 3. Switch teams around.

TECHNIQUES

- » Dribbling: To set up a pass
- » Passing: Accuracy and weight
- » Receiving: To go forward
- » Finishing: A rolling ball coming from the side

TACTICS


- » Attacking: Penetrate via passing
- » Attacking: Mobility leading to support
- » Defending: Pressure, cover, balance
- » Defending: Nothing getting through centrally

MENTAL

- » Teamwork/other-centered
- » Dedication
- » Determination
- » Competition

PHYSICAL

- » Action speed
- » Technical speed
- » Agility, Balance, Coordination



OUTSIDE GOALS GAME



- » Play 2- to 3-minute rounds
- » Play multiple rounds
- » Switch teams around



Variations:

- Two touch restriction for all players.
- Allow one player from each team to be in the no entry zone if a pass is made.
- Ball must hit the net in the air from the field for a goal.

Teams: Two teams of 4

Field: 30 x 20 yards

- » Place two goals on each end of the field
- » Make a "no entry" zone on each end of the field
- » Goals have to be scored prior to the ball reaching the "no entry" zone

TECHNIQUES

- » Dribbling: To set up a pass
- » Passing: Medium- to long-range passing
- » Receiving: To go forward
- » Individual Defending: Closing down from the front

TACTICS

- » Attacking: Penetrate via passing
- » Attacking: Mobility leading to support
- » Defending: Pressure, cover, balance
- » Defending: Nothing "around"

MENTAL

- » Desire
- » Dedication
- » Determination
- » Competition

PHYSICAL

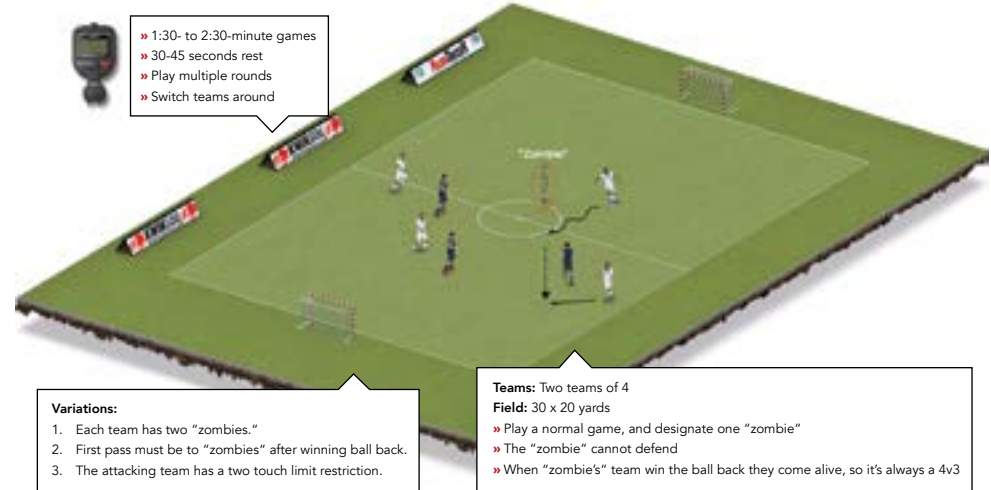
- » Action speed
- » Technical speed
- » Agility, Balance, Coordination



THE ZOMBIE GAME



- » 1:30- to 2:30-minute games
- » 30-45 seconds rest
- » Play multiple rounds
- » Switch teams around



Variations:

- Each team has two "zombies."
- First pass must be to "zombies" after winning ball back.
- The attacking team has a two touch limit restriction.

Teams: Two teams of 4

Field: 30 x 20 yards

- » Play a normal game, and designate one "zombie"
- » The "zombie" cannot defend
- » When "zombie's" team win the ball back they come alive, so it's always a 4v3

TECHNIQUES

- » Dribbling: To beat an opponent
- » Passing: Accuracy, weight, deception
- » Receiving: Purposeful first touch

TACTICS

- » Attacking: When to dribble vs. pass
- » Attacking: When to be more mobile
- » Defending: When to step to pressure vs. drop
- » Defending: How to make the field "smaller"

MENTAL

- » Determination
- » Intelligent movement
- » Desire to score
- » Competition

PHYSICAL

- » Action speed
- » Technical speed
- » Agility, Balance, Coordination



9-PLAYER ACTIVITIES

“In all things the supreme excellence is simplicity.”

—Henry Wadsworth Longfellow



Teams: Three teams of 3 players
Field: 30 x 20 yards

- » One team splits up and each player protects a goal
- » Objective for two teams playing is to score on all three goals
- » Play until a goal is scored in each goal or by a designated time

- » Play 2- to 3-minute games
- » 45-60 second rest
- » Switch teams around

Variations:

1. Limit touches.
2. Goals scored can only be one touch.
3. If everyone on the team scores, they stay on the field.

TECHNIQUES

- » Dribbling: Changing direction
- » Passing: Accuracy, weight, deception
- » Receiving: Vision to go forward
- » Finishing: Surface selection

MENTAL


- » Determination
- » Dedication (as goalkeepers)
- » Desire to score
- » Competition

TACTICS

- » Attacking: Vision to see teammates
- » Attacking: When to support vs. move away
- » Defending: Deny the shot
- » Defending: How to make the field “smaller”

PHYSICAL

- » Action speed
- » Technical speed
- » Agility, Balance, Coordination



3v3 + 2 TO GOALS GAME



- » Play 3-minute games
- » 45-60 second rest
- » Play multiple rounds
- » Change "jokers"
- » Switch teams around

Variations:

1. Allow "jokers" to be in both halves.
2. Allow "jokers" to score.
3. Limit "jokers" touches.
4. "Jokers" have unlimited touches, outside players only have two touches.

Teams: Two teams of 3, two "jokers," and two GKs
Field: 35 x 25 to 40 x 30

- » "Jokers" aid team in possession but they can't score
- » Only one joker allowed in each half

TECHNIQUES

- » Dribbling: To set up a pass or shot
- » Passing: Accuracy and weight
- » Receiving: To go forward or keep possession
- » Finishing: Surface selection

MENTAL


- » Determination
- » Dedication
- » Desire
- » Competition

TACTICS

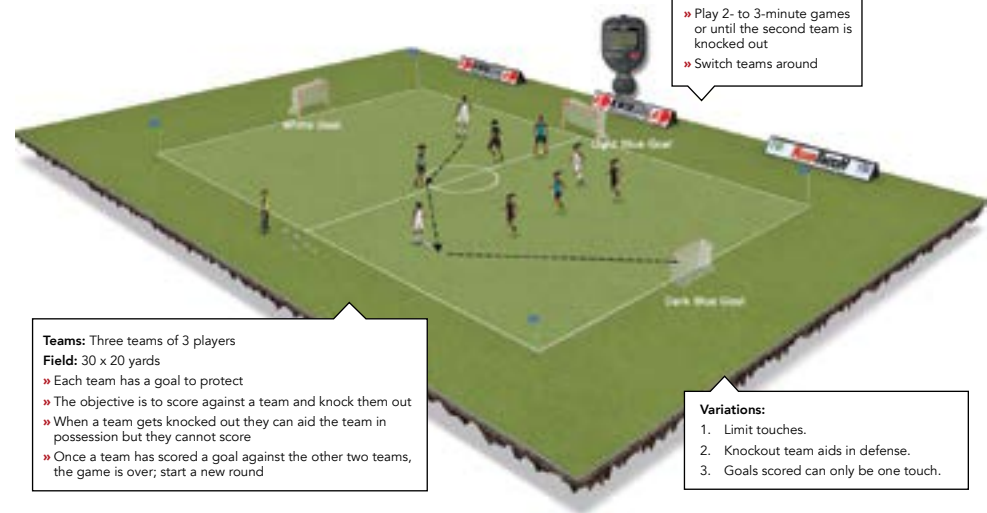
- » Attacking: Using numerical advantage
- » Attacking: When to support and/or go wide
- » Defending: Close down from the side
- » Defending: How to make the field "smaller"

PHYSICAL

- » Action speed
- » Technical speed
- » Agility, Balance, Coordination



3-TEAM KNOCKOUT



- » Play 2- to 3-minute games or until the second team is knocked out
- » Switch teams around

Teams: Three teams of 3 players
Field: 30 x 20 yards

- » Each team has a goal to protect
- » The objective is to score against a team and knock them out
- » When a team gets knocked out they can aid the team in possession but they cannot score
- » Once a team has scored a goal against the other two teams, the game is over; start a new round

Variations:

1. Limit touches.
2. Knockout team aids in defense.
3. Goals scored can only be one touch.

TECHNIQUES

- » Dribbling: To set up a pass or shot
- » Passing: Accuracy, weight, deception
- » Receiving: To go forward or keep possession
- » Finishing: Surface selection

MENTAL

- » Determination
- » Dedication
- » Desire
- » Competition

TACTICS

- » Attacking: When to go forward vs. change
- » Attacking: Support vs. move away to space
- » Defending: Closing down from the front or side
- » Defending: Deny the shot (tackling)

PHYSICAL

- » Action speed
- » Technical speed
- » Agility, Balance, Coordination



4v4 + 1 GAME



- » Play 3-minute games
- » Rest 45-60 seconds
- » Play multiple rounds
- » Switch teams around

Variations:

1. "Joker" has a two touch limit.
2. "Joker" has unlimited touches, but everyone else has a two touch limit.
3. "Joker" is allowed to score, and counts for double the points.

Teams: Two teams of 4 players, plus a "joker"

Field: 30 x 20 yards

- » Play a normal game with small goals
- » "Joker" aids team in possession and cannot score

TECHNIQUES

- » Dribbling: To set up a pass or shot
- » Passing: Accuracy and weight
- » Receiving: To go forward or keep possession
- » Finishing: Surface selection

MENTAL

- » Determination
- » Dedication
- » Desire
- » Competition

TACTICS

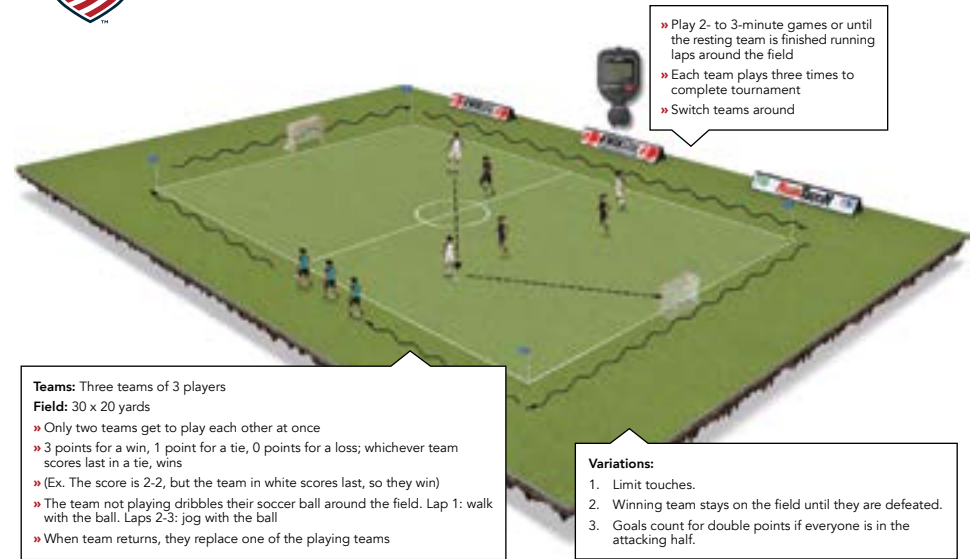
- » Attacking: Penetrate via passing
- » Attacking: When to support
- » Defending: Closing down from the front or side
- » Defending: Transition to attack

PHYSICAL

- » Action speed
- » Technical speed
- » Agility, Balance, Coordination



3v3v3 TOURNAMENT



- » Play 2- to 3-minute games or until the resting team is finished running laps around the field
- » Each team plays three times to complete tournament
- » Switch teams around

Teams: Three teams of 3 players

Field: 30 x 20 yards

- » Only two teams get to play each other at once
- » 3 points for a win, 1 point for a tie, 0 points for a loss; whichever team scores last in a tie, wins
- » (Ex. The score is 2-2, but the team in white scores last, so they win)
- » The team not playing dribbles their soccer ball around the field. Lap 1: walk with the ball. Laps 2-3: jog with the ball
- » When team returns, they replace one of the playing teams

Variations:

1. Limit touches.
2. Winning team stays on the field until they are defeated.
3. Goals count for double points if everyone is in the attacking half.

TECHNIQUES

- » Dribbling: To set up a pass or shot
- » Passing: Accuracy and weight
- » Receiving: To go forward
- » Finishing: Surface selection

MENTAL

- » Determination
- » Dedication
- » Desire
- » Competition

TACTICS

- » Attacking: When to dribble vs. pass
- » Attacking: When to support
- » Defending: Closing down from the front or side
- » Defending: Transition to attack

PHYSICAL

- » Aerobic
- » Technical speed
- » Agility, Balance, Coordination



10-PLAYER ACTIVITIES

“Everything is practice.”

—Pele



TECHNIQUES

- » Dribbling: To set up a pass or shot
- » Passing: Accuracy and weight
- » Receiving: To go forward and score
- » Finishing: Surface selection

MENTAL

- » Determination
- » Dedication
- » Desire
- » Competition

TACTICS

- » Attacking: When to dribble vs. pass
- » Attacking: When to support
- » Defending: Closing down from the front or side
- » Defending: Transition to attack

PHYSICAL

- » Action speed
- » Technical speed
- » Agility, Balance, Coordination



4v4 + 2 GAME



- » Play 3- to 4-minute games
- » Rest 45-60 seconds
- » Switch the "jokers"
- » Play multiple rounds
- » Switch teams around

Variations:

1. Allow "jokers" to move anywhere.
2. Limit "jokers" to two touches.
3. Field players have two touches but the "joker" has unlimited.

Teams: Two teams of 4 players and two "jokers" that aid the attacking team
Field: 30 x 20 yards

- » Each "joker" is restricted to stay in their half
- » Play normal game to goals
- » Offside rule is in effect

TECHNIQUES

- » Dribbling: To set up a pass or shot
- » Passing: Accuracy and weight
- » Receiving: To go forward and score

MENTAL

- » Determination
- » Dedication
- » Desire
- » Competition

TACTICS

- » Attacking: When to dribble vs. pass
- » Attacking: When to support
- » Defending: Closing down from the front or side
- » Defending: Transition to attack

PHYSICAL

- » Action speed
- » Technical speed
- » Agility, Balance, Coordination



5v5 SMALL GOALS GAME



- » Play 3- to 4-minute games
- » Rest 30-45 seconds
- » Play multiple rounds
- » Switch teams around

Variations:

1. Limit touches.
2. Limit touches in each half. Example: Two touch in defensive half and unlimited in the attacking half.

Teams: Two teams of 5 players
Field: 47 x 30 yards

- » Place small goals on each end of the field and play a normal game
- » First goal to be scored is worth two points
- » Offside rule is in effect

TECHNIQUES

- » Dribbling: To set up a pass or shot
- » Passing: Accuracy and weight
- » Receiving: To go forward and score

MENTAL

- » Determination
- » Dedication
- » Desire
- » Competition

TACTICS

- » Attacking: When to dribble vs. pass
- » Attacking: When to support vs. move wide
- » Defending: Closing down from the front or side
- » Defending: Nothing through centrally

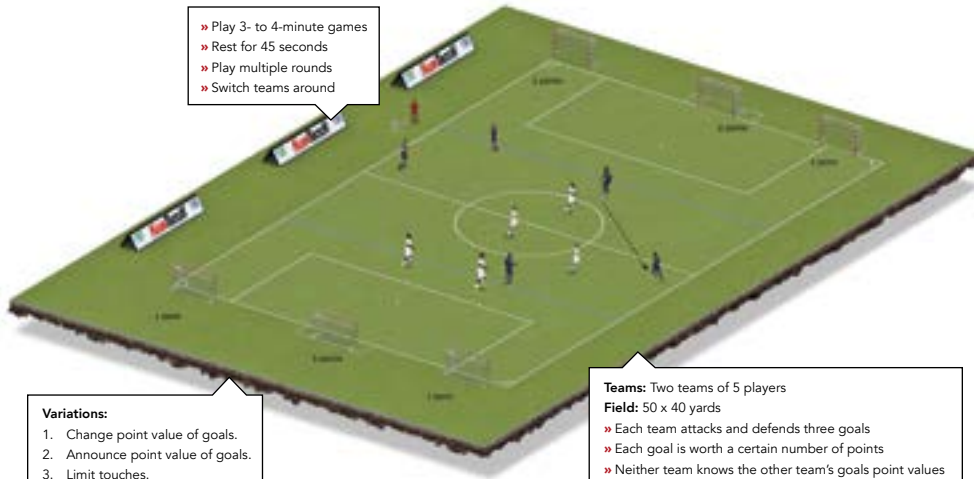
PHYSICAL

- » Action speed
- » Technical speed
- » Agility, Balance, Coordination



5v5 6-GOAL GAME

- » Play 3- to 4-minute games
- » Rest for 45 seconds
- » Play multiple rounds
- » Switch teams around



Variations:

1. Change point value of goals.
2. Announce point value of goals.
3. Limit touches.

Teams: Two teams of 5 players
Field: 50 x 40 yards

- » Each team attacks and defends three goals
- » Each goal is worth a certain number of points
- » Neither team knows the other team's goals point values

TECHNIQUES

- » Dribbling: To penetrate or change direction
- » Passing: Accuracy and weight
- » Receiving: To go forward or possess

TACTICS

- » Attacking: When to dribble vs. pass
- » Attacking: When to support vs. move wide
- » Defending: Pressure, cover, balance
- » Defending: Staying compact

MENTAL

- » Determination
- » Dedication
- » Desire
- » Competition

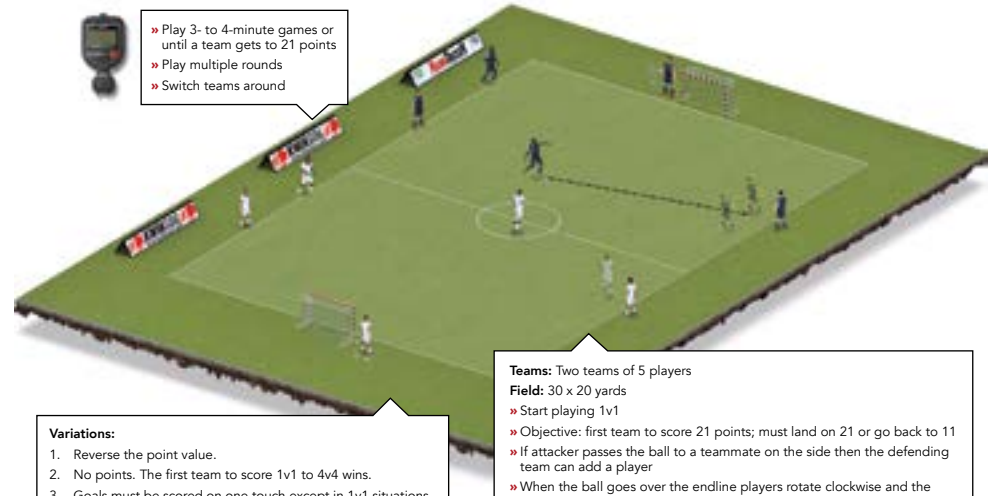
PHYSICAL

- » Action speed
- » Technical speed
- » Agility, Balance, Coordination



21 GAME

- » Play 3- to 4-minute games or until a team gets to 21 points
- » Play multiple rounds
- » Switch teams around



Variations:

1. Reverse the point value.
2. No points. The first team to score 1v1 to 4v4 wins.
3. Goals must be scored on one touch except in 1v1 situations.

Teams: Two teams of 5 players

Field: 30 x 20 yards

- » Start playing 1v1
- » Objective: first team to score 21 points; must land on 21 or go back to 11
- » If attacker passes the ball to a teammate on the side then the defending team can add a player
- » When the ball goes over the endline players rotate clockwise and the player on the right post brings on a new ball
- » Points: 1v1 goal is four points; 2v2 goal is three points; 3v3 goal is two points and 4v4 goal is one point

TECHNIQUES

- » Dribbling: To beat an opponent
- » Passing: Accuracy, weight, deception
- » Receiving: To go forward and score
- » Finishing: Surface selection

TACTICS

- » Attacking: When to dribble vs. pass
- » Attacking: When to support vs. move wide
- » Defending: Closing down from the front or side
- » Defending: Transition to attack

MENTAL

- » Determination
- » Game intelligence
- » Desire
- » Competition

PHYSICAL

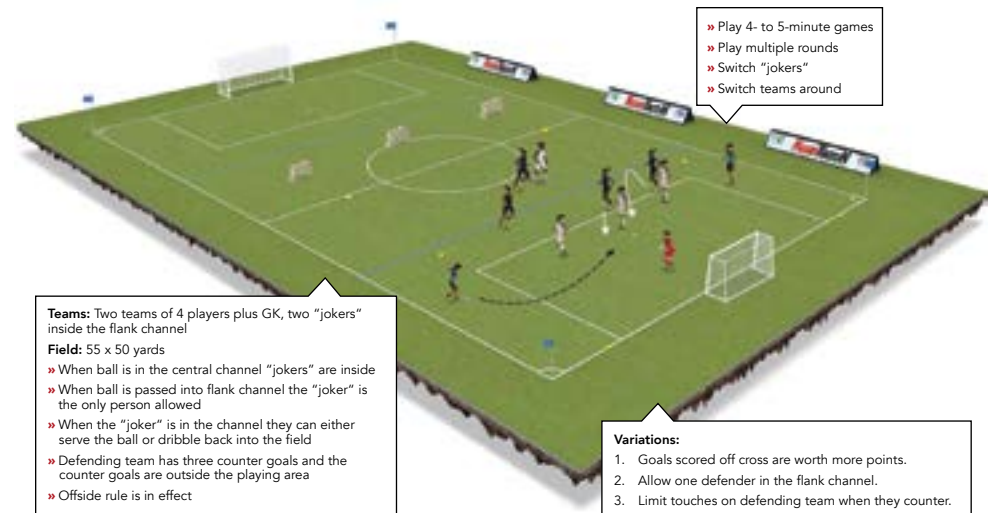
- » Acyclic speed
- » Action speed
- » Technical speed
- » Agility, Balance, Coordination



11-PLAYER ACTIVITIES

“Goals are only important if they win games.”

—Lionel Messi



Teams: Two teams of 4 players plus GK, two “jokers” inside the flank channel

Field: 55 x 50 yards

- » When ball is in the central channel “jokers” are inside
- » When ball is passed into flank channel the “joker” is the only person allowed
- » When the “joker” is in the channel they can either serve the ball or dribble back into the field
- » Defending team has three counter goals and the counter goals are outside the playing area
- » Offside rule is in effect

- » Play 4- to 5-minute games
- » Play multiple rounds
- » Switch “jokers”
- » Switch teams around

Variations:

1. Goals scored off cross are worth more points.
2. Allow one defender in the flank channel.
3. Limit touches on defending team when they counter.

TECHNIQUES

- » Dribbling: To beat an opponent
- » Passing: Crossing (ground and aerial)
- » Finishing: Aerial balls
- » Individual defending: Marking and tracking

MENTAL

- » Determination
- » Dedication
- » Desire
- » Competition

TACTICS

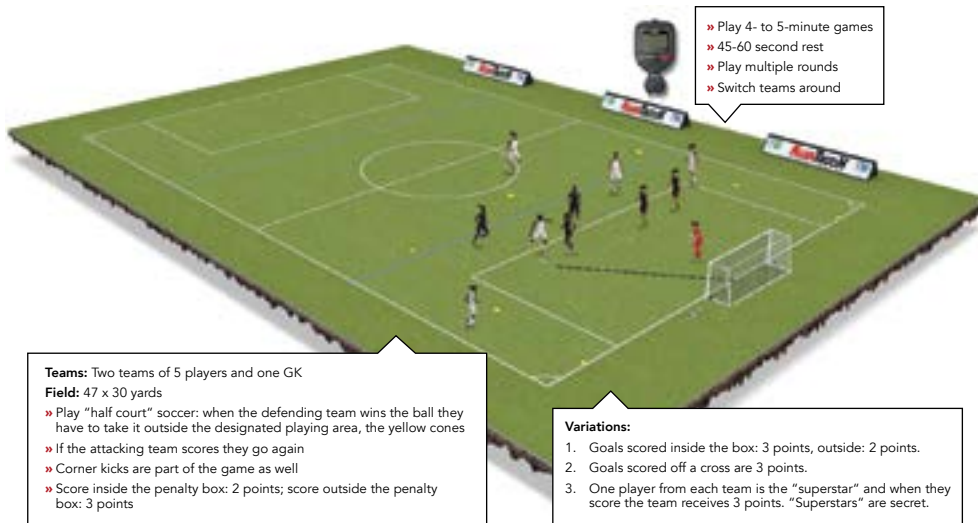
- » Attacking: When to cross (early or late)
- » Attacking: When to go through or around
- » Defending: Nothing down centrally
- » Defending: Where to place clearance

PHYSICAL

- » Action speed
- » Technical speed
- » Agility, Balance, Coordination



5v5 HALF COURT ACTIVITY



- » Play 4- to 5-minute games
- » 45-60 second rest
- » Play multiple rounds
- » Switch teams around

Teams: Two teams of 5 players and one GK
Field: 47 x 30 yards

- » Play "half court" soccer: when the defending team wins the ball they have to take it outside the designated playing area, the yellow cones
- » If the attacking team scores they go again
- » Corner kicks are part of the game as well
- » Score inside the penalty box: 2 points; score outside the penalty box: 3 points

Variations:

- Goals scored inside the box: 3 points, outside: 2 points.
- Goals scored off a cross are 3 points.
- One player from each team is the "superstar" and when they score the team receives 3 points. "Superstars" are secret.

TECHNIQUES

- » Dribbling: To pass or shot
- » Passing: Accuracy and weight
- » Finishing: Surface selection
- » Individual defending: Deny the shot (tackle)

TACTICS

- » Attacking: When to shoot vs. pass
- » Attacking: When and where to support
- » Defending: Nothing down centrally
- » Defending: Transition to attack

MENTAL

- » Determination
- » Dedication
- » Desire
- » Competition

PHYSICAL

- » Action speed
- » Technical speed
- » Agility, Balance, Coordination



5v5 + 1 GAME



- » Play 3:30- to 4-minute games
- » 45-60 second rest
- » Switch "joker"
- » Play multiple rounds
- » Switch teams around

Teams: Two teams of 5 players and one "joker" who aids the team in attacking
Field: 47 x 30 yards

- » The "joker" cannot score
- » Play normal game to goals
- » Offside rule is in effect

Variations:

- "Joker" can score.
- Limited touches for the "joker."
- Field players are limited to two touches but the "joker" has unlimited touches.

TECHNIQUES

- » Dribbling: To change direction
- » Passing: Accuracy, weight, deception
- » Receiving: To go forward or possess
- » Individual defending: Closing down from the front

TACTICS

- » Attacking: When to support
- » Attacking: When to go through or around
- » Defending: Pressure, cover, balance
- » Defending: To defend a "small" space

MENTAL

- » Determination
- » Game intelligence
- » Desire
- » Competition

PHYSICAL

- » Action speed
- » Technical speed
- » Agility, Balance, Coordination



6v4 TO GOAL GAME



TECHNIQUES

- » Dribbling: With the head up
- » Passing: Crossing (ground and aerial)
- » Finishing: Aerial balls
- » Individual defending: Marking and tracking

MENTAL

- » Determination
- » Dedication
- » Desire
- » Competition

TACTICS

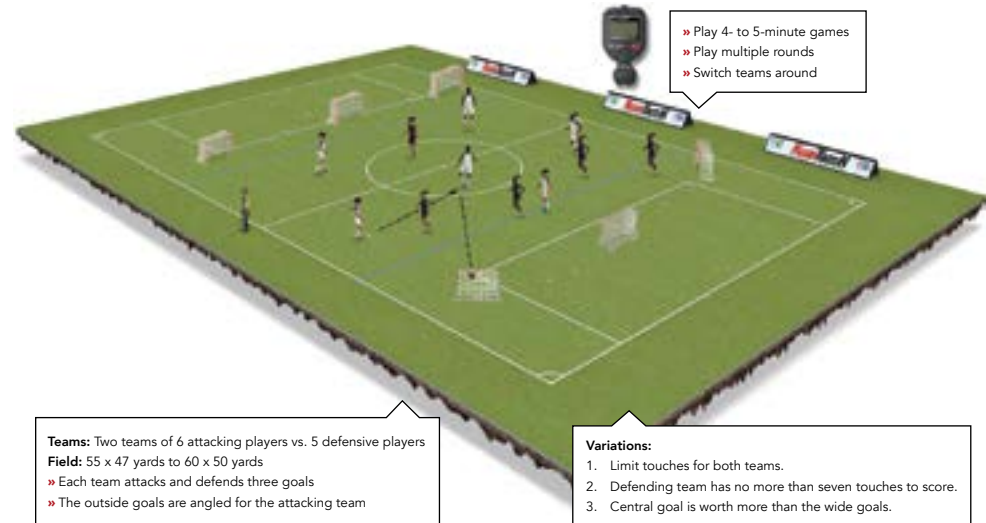
- » Attacking: When to cross (early or late)
- » Attacking: When to go through or around
- » Defending: Nothing down centrally
- » Defending: Where to place clearance

PHYSICAL

- » Action speed
- » Technical speed
- » Agility, Balance, Coordination



6v5 6-GOAL GAME



TECHNIQUES

- » Dribbling: To penetrate or change direction
- » Passing: Accuracy, weight, deception
- » Receiving: To go forward
- » Individual defending: Making play predictable

MENTAL

- » Determination
- » Dedication
- » Desire
- » Competition

TACTICS

- » Attacking: When to penetrate vs. possess
- » Attacking: Width and depth
- » Defending: Nothing down centrally
- » Defending: Nothing gets around side

PHYSICAL

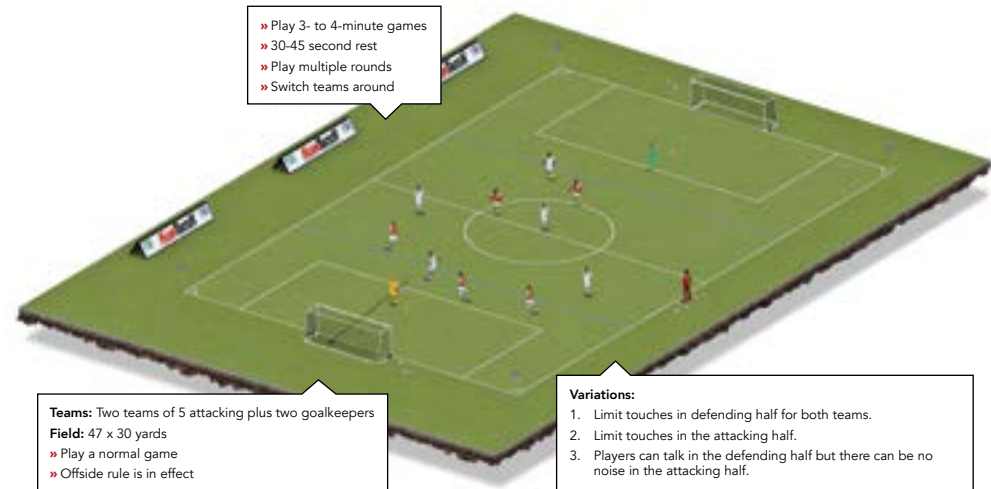

- » Action speed
- » Technical speed
- » Agility, Balance, Coordination



12-PLAYER ACTIVITIES

“If we were meant to talk more than listen, we would have two mouths and one ear.”

—Mark Twain



TECHNIQUES

- » Dribbling: To penetrate or change direction
- » Passing: Accuracy, weight, deception
- » Receiving: To go forward
- » Individual defending: From the front or side

TACTICS


- » Attacking: When to penetrate vs. possess
- » Attacking: When to support
- » Defending: Nothing down centrally
- » Defending: Transition to attack

MENTAL

- » Determination
- » Dedication
- » Desire
- » Competition

PHYSICAL

- » Action speed
- » Technical speed
- » Speed endurance



ALL UP AND BACK GAME

- » Play 3- to 4-minute games
- » 30-45 second rest
- » Play multiple rounds
- » Switch teams around



Teams: Two teams of 5 plus a GK for each team

Field: 55 x 47 yards

- » Play a normal game except goal only counts if the attacking team has everyone in the attacking half.
- » Offside rule is in effect

Variations:

1. Limit touches in defending half for both teams.
2. If the attacking team scores and the defending team has players in both halves a bonus point is awarded.
3. Players can talk in defending half but not in the attacking half.

TECHNIQUES

- » Dribbling: To penetrate or keep possession (shield)
- » Passing: Accuracy, weight, deception
- » Receiving: To go forward or possess
- » Individual defending: From the front or side

MENTAL


- » Determination
- » Dedication
- » Desire
- » Competition

TACTICS

- » Attacking: When to penetrate vs. possess
- » Attacking: Transition to defend
- » Defending: Transition to attack
- » Defending: Immediate pressure

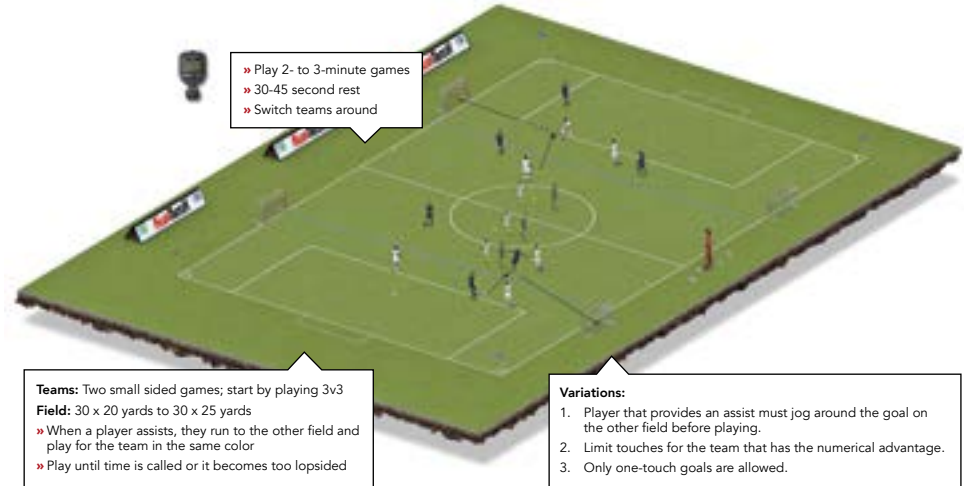
PHYSICAL

- » Action speed
- » Technical speed
- » Speed endurance



DROPPING DIMES GAME

- » Play 2- to 3-minute games
- » 30-45 second rest
- » Switch teams around



Teams: Two small sided games; start by playing 3v3

Field: 30 x 20 yards to 30 x 25 yards

- » When a player assists, they run to the other field and play for the team in the same color
- » Play until time is called or it becomes too lopsided

Variations:

1. Player that provides an assist must jog around the goal on the other field before playing.
2. Limit touches for the team that has the numerical advantage.
3. Only one-touch goals are allowed.

TECHNIQUES

- » Dribbling: To set up a pass
- » Passing: Accuracy, weight, deception
- » Receiving: To go forward
- » Individual defending: From the front or side

MENTAL


- » Determination
- » Dedication
- » Desire
- » Competition

TACTICS

- » Attacking: When to penetrate vs. possess
- » Attacking: When to support
- » Defending: Pressure, cover, balance
- » Defending: Transition to attack

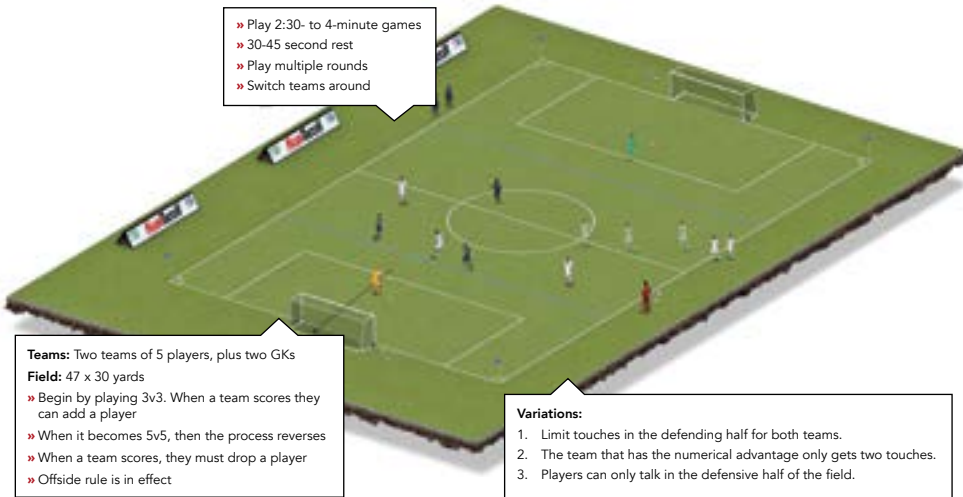
PHYSICAL

- » Action speed
- » Technical speed
- » Speed endurance



NUMBERS UP AND DOWN ACTIVITY

- » Play 2:30- to 4-minute games
- » 30-45 second rest
- » Play multiple rounds
- » Switch teams around



Teams: Two teams of 5 players, plus two GKs
Field: 47 x 30 yards
 » Begin by playing 3v3. When a team scores they can add a player
 » When it becomes 5v5, then the process reverses
 » When a team scores, they must drop a player
 » Offside rule is in effect

Variations:
 1. Limit touches in the defending half for both teams.
 2. The team that has the numerical advantage only gets two touches.
 3. Players can only talk in the defensive half of the field.

TECHNIQUES

- » Dribbling: To penetrate or change direction
- » Passing: Accuracy, weight, deception
- » Receiving: To go forward or possess
- » Individual defending: Deny the shot (tackle)

MENTAL

- » Determination
- » Dedication
- » Desire
- » Competition

TACTICS

- » Attacking: When to penetrate vs. possess
- » Attacking: Transition to defend
- » Defending: Transition to attack
- » Defending: Immediate pressure

PHYSICAL

- » Action speed
- » Technical speed
- » Speed endurance



SIDE-BY-SIDE GAME

- » Play 2- to 3-minute games
- » 30-45 second rest
- » Switch teams around



Variations:
 1. Player that scored must run around a goal on the opposite field before playing.
 2. Limit touches for players that have scored.
 3. Only one-touch goals are allowed.

Teams: Two small-sided games, start by playing 3v3
Fields: 25 x 20 yards to 30 x 25 yards
 » Play normal games to goal
 » When a player scores, they run onto the other field and play for the other team in the same color
 » Continue playing until time is up or the games become too lopsided

TECHNIQUES

- » Dribbling: To penetrate or change direction
- » Passing: Accuracy, weight, deception
- » Receiving: To go forward
- » Individual defending: From the front or side

MENTAL

- » Determination
- » Dedication
- » Desire
- » Competition

TACTICS

- » Attacking: When to penetrate vs. possess
- » Attacking: When to support
- » Defending: Pressure, cover, balance
- » Defending: Transition to attack

PHYSICAL

- » Pure speed
- » Speed endurance
- » Agility, Balance, Coordination



ROLL THE DICE

NOTES

Lined area for taking notes.



YOUR ONLINE COACHING EDUCATION STARTS HERE

UnitedSoccerCoaches.org/eLearning

eLEARNING COURSES

- Attacking Principles of Play | Convention Sessions | Defending Principles of Play | Futsal Level 1
Get aHEAD Safety in Soccer™ | Goalkeeping Level 1 | How to Play Like a European Club Champion
Player Development Curriculum | Small-Sided Games: 4v4, 7v7 and 9v9 | Top Ten Series

FOR YOURSELF AND YOUR PLAYERS

NEVER STOP IMPROVING



DON'T SEE A COURSE IN YOUR AREA?

Take an active role in developing the level of coaching in your community by hosting a United Soccer Coaches course! The Academy can come to you, taught by experienced educators, and give your coaches a chance to expand their knowledge and their careers.

To find out why you should host, visit UnitedSoccerCoaches.org/Host today.