










IRONMAN - Age Groups - TriClub Results












1.- Terrible Tuesdays Athletic Club (24,053.4 points)

Start #	Athlete	AG	Country				Time	AGR
1	120 Kristian Ek	M30-34	 - SWE	00:08:49	04:30:10	03:01:56	07:46:44	5000.0
2	660 Susanne Stenman	F35-39	 - SWE	00:13:16	05:15:59	03:52:47	09:36:44	5000.0
3	407 Adam Stenman	M35-39	 - SWE	00:10:15	04:44:41	03:14:11	08:18:13	4755.4
4	386 John Humble	M30-34	 - SWE	00:09:35	04:40:09	03:16:21	08:13:21	4680.6
5	161 Magnus Andersson	M45-49	 - SWE	00:09:50	04:40:50	03:33:23	08:31:01	4617.4
6	964 Karl Hägg	M30-34	 - SWE	00:09:05	05:02:57	04:06:56	09:28:57	3773.4



















2.- TDT Triathlon Club Ry (22,284.8 points)

Start #	Athlete	AG	Country				Time	AGR
1	363 Henna Junnila	F30-34	 - FIN	00:11:57	05:07:21	03:19:46	08:45:59	5000.0
2	335 Juha Auvinen	M50-54	 - FIN	00:11:24	05:02:27	03:37:40	09:00:07	4648.4
3	214 Heikki Jarva	M30-34	 - FIN	00:11:12	04:40:26	03:21:39	08:21:54	4578.0
4	1175 Mico Brotkin	M35-39	 - FIN	00:09:29	04:57:09	03:46:01	08:59:54	4255.2
5	1762 Sami Kokki	M45-49	 - FIN	00:12:48	05:19:49	03:54:08	09:38:52	3803.2

3.- Endurance Hub Tri Team (21,279.4 points)




















Start #	Athlete	AG	Country				Time	AGR
1	154 Roman Lacko	M45-49	 - GBR	00:10:03	04:34:06	03:31:38	08:22:59	4713.8
2	347 Pavol Lacko	M55-59	 - SVK	00:11:56	05:10:04	04:25:53	09:57:23	4401.2
3	1207 Shane Castle	M35-39	 - ZAF	00:08:41	05:01:52	03:46:05	09:05:31	4187.8
4	2413 Steve Smith	M55-59	 - GBR	00:11:49	05:36:13	04:26:18	10:26:32	4051.4
5	216 Lukás Felis	M30-34	 - SVK	00:10:17	05:10:12	03:43:29	09:16:18	3925.2
6	2157 Darren Hewson	M50-54	 - GBR	00:11:55	05:15:10	04:26:41	10:06:13	3855.2
7	391 Ben Jarvis	M30-34	 - GBR	00:10:16	05:25:50	03:39:21	09:24:45	3823.8
8	415 Lee Clare	M35-39	 - GBR	00:10:06	05:12:31	04:23:19	09:54:19	3602.2

4.- Team404 (20,329.4 points)









Start #	Athlete	AG	Country				Time	AGR
1	115 Ihor Polyvanyi	M18-24	 - UKR	00:09:09	04:54:05	03:05:34	08:16:10	4916.8
2	546 volodymyr ostrykov	M25-29	 - UKR	00:09:09	04:47:23	04:17:48	09:25:17	4004.8
3	431 Oleksandr Bondarenko	M40-44	 - UKR	00:11:54	05:11:01	03:56:13	09:28:31	3924.8
4	250 Yevhen Lohachov	M35-39	 - UKR	00:11:57	05:15:39	04:06:36	09:41:30	3756.0
5	246 Dmytro Korsun	M35-39	 - UKR	00:14:32	05:14:22	04:03:27	09:43:55	3727.0
6	555 Alex Ershov	M30-34	 - UKR	00:10:27	05:20:54	04:08:36	09:50:23	3516.2
7	550 Ihor Maibenko	M30-34	 - UKR	00:11:01	05:20:18	04:20:57	10:01:56	3377.6
8	552 Vladislav Perederii	M30-34	 - UKR	00:17:30	05:56:19	03:36:53	10:03:50	3354.8
9	548 Serhii Duniak	M30-34	 - UKR	00:11:49	05:59:39	03:35:39	10:03:54	3354.0
10	560 SERHII KOZHEDUB	M35-39	 - UKR	00:11:43	05:41:00	04:10:28	10:18:34	3311.2
11	242 Vitaliy Zayets	M35-39	 - UKR	00:16:11	05:30:13	04:24:01	10:22:01	3269.8
12	241 Oleksandr Zainetdinov	M35-39	 - UKR	00:10:53	05:36:58	04:27:27	10:25:55	3223.0
13	542 Adamova Mariia	F25-29	 - UKR	00:13:11	06:48:31	05:03:46	12:24:05	3207.6
14	557 Sergii Zinkovskyi	M30-34	 - UKR	00:13:53	05:16:06	04:52:00	10:32:49	3007.0
15	544 Yevheniia Shkurmetova	F35-39	 - UKR	00:14:16	07:23:09	04:36:38	12:26:43	2960.2

IRONMAN - Age Groups - TriClub Results









4.- Team404 (20,329.4 points)

Start #	Athlete	AG	Country				Time	AGR
16	566 Andrii Novichenko	M40-44	 - UKR	00:13:25	06:32:16	04:04:10	11:03:05	2790.0
17	573 Volodymyr Tykhonov	M45-49	 - UKR	00:11:09	05:49:40	04:56:27	11:08:51	2723.4
18	562 Yurii Rieznyk	M35-39	 - UKR	00:09:41	06:12:25	04:33:27	11:07:41	2721.8
19	571 Yurii Panchenko	M45-49	 - UKR	00:12:23	06:22:05	04:22:45	11:12:37	2678.2
20	543 Viktoriia Glibova	F35-39	 - UKR	00:14:08	06:39:04	05:41:41	13:05:49	2491.0
21	567 Oleg Vyshnivetskyi	M40-44	 - UKR	00:12:14	06:05:44	05:01:52	11:38:30	2365.0
22	545 Artem Kozar	M25-29	 - UKR	00:14:34	06:08:05	05:17:40	12:04:02	2099.8
23	556 Maksym Zakhoshyi	M30-34	 - UKR	00:14:16	06:04:59	05:13:04	11:49:46	2083.6
24	551 Andrey Makarenko	M30-34	 - UKR	00:13:04	06:41:35	04:36:42	11:53:37	2037.4
25	549 Sergii Baidin	M30-34	 - UKR	00:12:56	06:22:36	05:10:34	12:00:47	1951.4
26	553 Oleg Illiashenko	M30-34	 - UKR	00:13:20	06:58:32	04:30:52	12:09:38	1845.2
27	563 Denys Povar	M35-39	 - UKR	00:10:33	06:42:32	05:43:40	12:47:35	1523.0
28	574 Maksym Yeromenko	M45-49	 - ESP	00:12:58	07:06:17	05:22:07	12:57:54	1414.8
29	564 Oleg Zavorin	M35-39	 - UKR	00:15:36	06:23:35	06:12:05	13:09:28	1260.4
30	568 Igor Lysenko	M40-44	 - ESP	00:13:59	06:02:59	06:39:58	13:16:49	1185.2
31	561 Dmytro Svishchov	M35-39	 - UKR	00:12:35	07:31:17	05:16:58	13:21:18	1118.4
32	559 Mikhail Sirotkin	M35-39	 - UKR	00:12:33	07:13:55	05:48:16	13:35:44	1000.0









5.- I Love Supersport (19,029.0 points)

Start #	Athlete	AG	Country				Time	AGR
1	1202 Alexander Konovalov	M35-39	 - RUS	00:10:45	05:05:59	03:40:31	09:08:35	4151.0
2	118 Vladimir Vlasov	M25-29	 - RUS	00:09:59	05:19:45	03:47:38	09:24:45	4011.2
3	622 Tatiana Plyasunova	F30-34	 - RUS	00:17:29	06:05:33	03:56:53	10:34:32	3697.4
4	623 Natalia Permiakova	F30-34	 - RUS	00:13:10	06:01:45	04:06:22	10:37:52	3657.4
5	1480 Daniel Proskurin	M40-44	 - RUS	00:10:56	05:22:52	04:17:04	10:02:55	3512.0
6	1478 Dmitry Plyasunov	M40-44	 - RUS	00:13:15	05:33:11	04:40:34	10:41:36	3047.8
7	1479 Aleksandr Gapeshin	M40-44	 - RUS	00:12:35	05:25:38	05:06:38	11:02:02	2802.6

6.- Precision Race Team (17,293.6 points)

Start #	Athlete	AG	Country				Time	AGR
1	108 Raya Hubbell	F35-39	 - GBR	00:10:29	05:25:09	04:38:40	10:24:02	4432.4
2	265 Rene Peters	M40-44	 - NZL	00:12:40	05:03:07	04:28:19	09:55:54	3596.2
3	2128 Wayne Frier	M50-54	 - GBR	00:12:18	05:36:26	04:58:50	11:01:10	3195.8
4	617 Steph McNally	F30-34	 - GBR	00:09:25	06:16:41	04:44:12	11:24:06	3102.6
5	1188 Victor Sevilla Diaz	M35-39	 - ESP	00:12:52	05:44:28	04:24:30	10:47:17	2966.6

7.- Stafford Triathlon Club (16,963.2 points)

Start #	Athlete	AG	Country				Time	AGR
1	190 Lorna Hopkin	F40-44	 - GBR	00:12:17	05:43:24	04:59:23	11:11:57	3932.8
2	1444 Ian Barnes	M40-44	 - GBR	00:10:34	05:08:08	04:00:17	09:30:01	3906.8
3	2117 Simon Potter	M50-54	 - GBR	00:13:18	05:31:18	04:36:48	10:39:22	3457.4
4	2118 Duncan Beardsmore	M50-54	 - GBR	00:10:42	05:43:38	05:18:19	11:28:17	2870.4
5	1443 Simon Bott	M40-44	 - GBR	00:13:58	05:36:39	04:53:56	11:02:36	2795.8

IRONMAN - Age Groups - TriClub Results

8.- Triatlon klub Split (16,885.0 points)

Start #	Athlete	AG	Country				Time	AGR
1	578 Marko Vukusic	M35-39	- HRV	00:11:04	05:23:58	04:15:21	10:02:10	3508.0
2	582 Ivica Parcina	M40-44	- HRV	00:13:12	05:30:29	04:13:29	10:08:29	3445.2
3	576 Josip Bepo Labetic	M30-34	- HRV	00:09:59	05:31:07	04:04:55	09:58:16	3421.6
4	581 Jakov Grbeša	M40-44	- HRV	00:12:01	05:56:25	03:59:18	10:23:08	3269.4
5	584 Branko Carevic	M45-49	- HRV	00:10:38	05:42:23	04:15:26	10:25:44	3240.8
6	579 Branko Dodig	M35-39	- HRV	00:13:53	05:27:15	04:22:54	10:24:47	3236.6
7	583 Zoran Krivošija	M45-49	- HRV	00:12:47	05:44:47	04:57:04	11:14:11	2659.4
8	575 Ivona Pivac Krivošija	F45-49	- HRV	00:11:48	06:20:06	04:38:23	11:36:55	2642.0
9	577 Antun Kojundžic	M35-39	- HRV	00:15:21	06:19:59	04:38:23	11:36:51	2371.8

9.- Maadi Athletes (16,623.6 points)

Start #	Athlete	AG	Country				Time	AGR
1	218 Daniel Power	M30-34	- IRL	00:09:08	04:53:07	03:38:55	08:49:47	4243.4
2	270 Adham Eiraky	M40-44	- EGY	00:11:35	05:42:12	03:51:52	09:54:28	3613.4
3	666 Roaa Abdellatif	F35-39	- EGY	00:12:39	06:31:21	04:43:59	11:51:39	3381.0
4	667 Sarah Abdou	F35-39	- EGY	00:12:33	07:13:16	04:44:45	12:31:45	2899.8
5	619 Dina Daoud	F30-34	- EGY	00:16:24	06:46:45	04:56:07	12:15:29	2486.0
6	1465 Amr El Guindi	M40-44	- EGY	00:12:12	06:18:30	05:21:10	12:10:44	1978.2
7	528 Adham El Gazzar	M55-59	- EGY	00:11:47	06:49:11	05:59:47	13:24:15	1918.8
8	1196 Ibrahim Abulmagd	M35-39	- EGY	00:11:25	06:56:49	05:12:22	12:36:32	1655.6

10.- Aegir 3 (15,924.2 points)

Start #	Athlete	AG	Country				Time	AGR
1	353 Trausti Valdimarsson	M60-64	- ISL	00:12:30	05:37:59	04:38:11	10:39:45	4338.4
2	424 Eirikur Johannsson	M40-44	- ISL	00:10:57	05:15:42	04:31:48	10:11:27	3409.6
3	443 Gudjon Traustason	M40-44	- ISL	00:11:30	05:31:00	04:42:07	10:36:26	3109.8
4	742 Rúna Rut Ragnarsdóttir	F45-49	- ISL	00:12:25	06:12:47	04:19:44	10:58:16	3105.8
5	1831 Hilmar Thor Karlsson	M45-49	- ISL	00:16:49	06:02:04	05:30:38	12:12:25	1960.6

11.- Ponteland Tri (15,837.4 points)

Start #	Athlete	AG	Country				Time	AGR
1	2133 Mark Turnbull	M50-54	- GBR	00:11:56	05:02:21	03:22:58	08:47:34	4799.0
2	2535 John Mcgargill	M60-64	- GBR	00:16:53	06:34:13	04:15:32	11:24:58	3795.8
3	2536 Mick Meaney	M60-64	- GBR	00:12:57	06:27:17	04:27:56	11:31:48	3713.8
4	2404 Elliott Ward	M55-59	- GBR	00:11:22	05:52:24	04:49:20	11:10:05	3528.8

12.- Tri Coaching Finland (15,676.6 points)

Start #	Athlete	AG	Country				Time	AGR
1	321 Jussi Ranta	M50-54	- FIN	00:12:06	05:22:29	04:20:47	10:09:37	3814.4
2	1753 Jani Ansaharju	M45-49	- FIN	00:14:00	05:26:45	04:01:06	09:51:44	3648.8
3	457 Mikael Winqvist	M40-44	- FIN	00:11:26	05:17:26	04:22:39	10:02:49	3513.2
4	475 Tomi Tyysteri	M45-49	- FIN	00:11:49	05:18:12	05:40:34	11:21:56	2566.4
5	732 Aino Soro-Paavonen	F45-49	- FIN	00:18:30	06:18:10	05:24:28	12:19:16	2133.8

IRONMAN - Age Groups - TriClub Results








13.- Helsinki Triathlon ry (15,230.4 points)

Start #	Athlete	AG	Country				Time	AGR
1 203	Heidi Tenhunen	F55-59	 - FIN	00:14:44	05:31:30	04:12:17	10:13:23	4746.8
2 691	Katja Harja	F40-44	 - FIN	00:15:02	05:38:19	04:27:07	10:30:57	4424.8
3 1203	Olli Salo	M35-39	 - FIN	00:13:02	05:26:54	04:38:55	10:35:41	3105.8
4 1204	Lari Tuominen	M35-39	 - FIN	00:15:59	05:40:17	04:34:37	10:48:25	2953.0









14.- T3 Team (15,059.6 points)

Start #	Athlete	AG	Country				Time	AGR
1 1176	Álvaro Rodríguez Peregrín	M35-39	 - ESP	00:10:03	04:55:17	03:49:46	09:12:20	4106.0
2 243	FRANCESC SERRANO BOTE	M35-39	 - ESP	00:11:11	05:14:46	04:03:10	09:42:08	3748.4
3 2115	Javi Orduna Oruj	M50-54	 - ESP	00:13:14	05:45:51	04:05:46	10:22:46	3656.6
4 1177	Rafa Diaz	M35-39	 - ESP	00:18:15	06:30:31	05:01:31	12:10:40	1966.0
5 1763	Jordi Soler Alvarez	M45-49	 - AND	00:11:17	06:42:25	05:30:05	12:43:55	1582.6








15.- Purple Patch Fitness (14,969.2 points)

Start #	Athlete	AG	Country				Time	AGR
1 177	Juan Miguel Raffo	M55-59	 - PER	00:11:23	05:11:46	04:16:25	09:53:40	4445.8
2 222	Sergio Cedeno	M30-34	 - PAN	00:11:42	05:14:42	03:51:22	09:26:11	3806.6
3 2403	Aaron Harding	M55-59	 - USA	00:13:46	05:40:39	04:53:13	11:01:17	3634.4
4 513	Richard Clark	M50-54	 - GBR	00:12:48	05:28:13	05:16:54	11:10:37	3082.4

16.- Grangemouth Triathlon Club (14,285.4 points)

Start #	Athlete	AG	Country				Time	AGR
1 280	Ross Crombie	M45-49	 - GBR	00:11:21	05:22:55	03:58:11	09:42:43	3757.0
2 784	Ishbel Campbell	F50-54	 - GBR	00:15:10	06:19:52	05:21:30	12:12:00	3374.6
3 783	Barbara Hogarth	F50-54	 - GBR	00:13:52	07:04:37	05:38:41	13:12:14	2651.8
4 2149	Angus Campbell	M50-54	 - GBR	00:14:48	06:30:42	05:06:41	12:08:11	2391.6
5 782	Fiona Ross	F50-54	 - GBR	00:18:07	07:33:28	05:47:26	13:57:21	2110.4

17.- BETRIC (14,223.2 points)









Start #	Athlete	AG	Country				Time	AGR
1 1214	Mehdi De Roeck	M35-39	 - BEL	00:08:51	04:54:49	03:40:12	08:55:32	4307.6
2 1821	David Weymans	M45-49	 - BEL	00:10:45	05:01:20	04:19:40	09:43:31	3747.4
3 531	Benny Lyssens	M55-59	 - BEL	00:20:25	05:51:28	04:46:44	11:09:23	3537.2
4 1497	Tom Geerts	M40-44	 - BEL	00:12:11	05:40:40	05:05:06	11:16:20	2631.0

18.- C.E. RAYOTEAM (13,965.2 points)








Start #	Athlete	AG	Country				Time	AGR
1 786	Ester López Torroja	F50-54	 - ESP	00:14:04	05:49:53	04:12:03	10:32:14	4571.8
2 2164	Jaume Tell Rocabert	M50-54	 - ESP	00:11:00	05:28:15	04:38:19	10:30:49	3560.0
3 2165	FRANCISCO CASTILLO MISAS	M50-54	 - ESP	00:13:02	05:54:04	04:19:35	10:41:56	3426.6
4 1495	Andres Alvarado	M40-44	 - VEN	00:11:05	05:47:36	05:21:00	11:35:01	2406.8

19.- Port Talbot Harriers AC (13,642.2 points)








IRONMAN - Age Groups - TriClub Results

Start #	Athlete	AG	Country				Time	AGR
1	1455 Andrew Davies	M40-44	 - GBR	00:12:19	05:22:04	04:01:02	09:53:06	3629.8
2	2132 PHILLIP ANTHONY THOMAS	M50-54	 - GBR	00:12:08	05:34:28	04:36:40	10:43:27	3408.4
3	1189 Craig Baker	M35-39	 - GBR	00:11:21	05:38:14	04:43:36	10:47:19	2966.2
4	1456 Gary Rossiter	M40-44	 - GBR	00:14:21	06:05:11	04:37:22	11:15:46	2637.8
5	1457 Craig Wilyeo	M40-44	 - GBR	00:11:29	06:54:37	06:32:53	13:53:41	1000.0






20.- Limerick Triathlon Club (13,064.6 points)

Start #	Athlete	AG	Country				Time	AGR
1	1795 Philip Cantillon	M45-49	 - IRL	00:14:09	05:33:16	03:42:06	09:42:39	3757.8
2	1796 Michael Quinlivan	M45-49	 - IRL	00:12:31	05:45:48	03:51:52	10:03:46	3504.4
3	738 Angela Robertson	F45-49	 - IRL	00:14:35	05:35:15	04:31:41	10:33:55	3398.0
4	737 Eimear Laffan	F45-49	 - IRL	00:13:05	06:38:18	04:46:44	11:56:43	2404.4







21.- Team ERDINGER Alkoholfrei (12,861.6 points)

Start #	Athlete	AG	Country				Time	AGR
1	371 Andrea Memminger	F45-49	 - DEU	00:10:35	05:46:01	04:04:44	10:10:53	3674.4
2	471 Christian Schuh	M45-49	 - DEU	00:09:40	04:46:48	04:47:21	09:52:13	3643.0
3	2394 Manfred Lahr	M55-59	 - DEU	00:16:18	06:27:05	04:53:54	11:56:02	2977.4
4	315 Tobias Grimm	M45-49	 - DEU	00:19:29	06:12:10	04:25:48	11:21:54	2566.8

22.- Brain Team (12,773.2 points)

Start #	Athlete	AG	Country				Time	AGR
1	446 Felipe Salazar Barriga	M40-44	 - CHL	00:12:59	05:19:33	04:35:42	10:26:30	3229.0
2	586 CAROLA VARELA	F45-49	 - CHL	00:15:19	06:31:44	04:28:17	11:30:09	2723.2
3	444 Ignacio Bengoechea	M40-44	 - CHL	00:08:09	05:30:29	05:30:49	11:21:50	2565.0
4	590 Nicolas Kunstmann Rojas	M40-44	 - CHL	00:11:32	05:51:11	05:31:50	11:49:38	2231.4
5	587 Luis Gonzalez	M40-44	 - CHL	00:11:23	06:25:21	05:14:29	12:06:52	2024.6

23.- SBR88 (12,669.4 points)

Start #	Athlete	AG	Country				Time	AGR
1	148 Anton Lavrov	M40-44	 - RUS	00:08:22	04:37:07	03:09:17	08:01:27	4969.6
2	868 Pavlo Liahushyn	M25-29	 - UKR	00:08:40	05:00:09	03:34:33	09:00:59	4296.4
3	389 Oleksandr Usov	M30-34	 - UKR	00:09:40	05:03:20	04:34:54	09:59:47	3403.4

24.- Aqua Plus Triathlon (12,582.0 points)

Start #	Athlete	AG	Country				Time	AGR
1	1501 Santtu Pymäki	M40-44	 - FIN	00:10:33	05:05:19	03:16:28	08:40:27	4501.6
2	376 Riikka Rask	F50-54	 - FIN	00:15:15	06:03:38	04:14:55	10:45:55	4407.6
3	1502 Pasi Anttila	M40-44	 - FIN	00:09:50	05:08:48	04:21:10	09:49:31	3672.8

25.- Sisu Racing (12,265.4 points)

Start #	Athlete	AG	Country				Time	AGR
1	109 Eleanor Standen	F40-44	 - GBR	00:10:54	05:57:34	04:11:26	10:30:52	4425.8
2	1182 Evgeny Dobrov	M35-39	 - RUS	00:10:09	05:13:30	04:27:36	10:04:45	3477.0
3	370 Sadie Barron	F45-49	 - GBR	00:16:10	06:01:20	05:06:03	11:36:50	2643.0

IRONMAN - Age Groups - TriClub Results

25.- Sisu Racing (12,265.4 points)

Start #	Athlete	AG	Country				Time	AGR
4	2397 Mark Roe	M55-59	- GBR	00:13:14	07:11:15	05:56:09	13:40:51	1719.6

26.- Manchester Triathlon Club (11,854.4 points)

Start #	Athlete	AG	Country				Time	AGR
1	1462 Stephen Cordiner	M40-44	- GBR	00:09:47	04:49:01	03:08:05	08:14:52	4808.6
2	358 Nanette Heystek	F25-29	- ZAF	00:10:22	06:30:40	04:35:18	11:30:27	3851.2
3	1463 Chris Evans	M40-44	- GBR	00:10:04	05:32:41	04:29:12	10:29:22	3194.6

27.- TriEgypt (11,852.4 points)

Start #	Athlete	AG	Country				Time	AGR
1	959 Amir Sardina	M30-34	- EGY	00:08:04	05:11:06	03:58:04	09:26:31	3802.6
2	958 Omar Chahine	M30-34	- EGY	00:10:59	05:52:50	03:54:47	10:11:00	3268.8
3	232 Mohamed Sorour	M35-39	- EGY	00:12:16	06:15:01	04:55:19	11:33:44	2409.2
4	612 Nada Tantawy	F30-34	- EGY	00:14:00	07:51:06	05:28:05	13:48:20	1371.8
5	960 Ahmed Fawzy	M30-34	- EGY	00:14:32	08:00:00	05:18:27	13:48:58	1000.0

28.- /tri club denmark (11,006.6 points)

Start #	Athlete	AG	Country				Time	AGR
1	410 Brian Peldrup Ottosen	M35-39	- DNK	00:11:46	05:08:38	03:29:02	09:00:12	4251.6
2	1506 Allan Eriksen	M40-44	- DNK	00:14:56	05:24:56	04:53:58	10:53:10	2909.0
3	178 Henriette Haugaard Jensen	F30-34	- DNK	00:14:54	06:05:37	05:53:28	12:25:14	2369.0
4	1834 Jacob Peirup Handberg	M45-49	- DNK	00:13:48	06:34:13	05:43:18	12:52:43	1477.0

29.- Fasttriathlon (10,127.2 points)

Start #	Athlete	AG	Country				Time	AGR
1	598 Raquel Llop Ráfales	F25-29	- ESP	00:11:57	06:07:45	04:44:57	11:19:14	3985.8
2	1484 Miquel Martorell Sanso	M40-44	- ESP	00:10:52	05:31:17	04:14:33	10:10:41	3418.8
3	872 Ignasi Llop Rafales	M25-29	- ESP	00:11:59	06:13:29	04:30:30	11:12:08	2722.6

30.- BODRYE (10,018.4 points)

Start #	Athlete	AG	Country				Time	AGR
1	266 Evgenii Ivanov	M40-44	- RUS	00:09:51	04:45:49	04:24:49	09:30:57	3895.6
2	1213 Askar Aitov	M35-39	- RUS	00:11:03	05:11:54	03:54:53	09:33:39	3850.2
3	385 Aleksandr Malykh	M30-34	- RUS	00:19:01	06:15:12	04:40:41	11:34:01	2272.6

31.- Belpark Triathlon club (9,934.4 points)








Start #	Athlete	AG	Country				Time	AGR
1	2419 Cormac O'Neill	M55-59	- IRL	00:14:06	05:17:04	04:35:09	10:19:00	4141.8
2	1498 Marc Bennett	M40-44	- IRL	00:11:43	05:12:40	04:42:33	10:18:48	3321.4
3	1823 Philip Smith	M45-49	- IRL	00:13:15	05:37:56	05:25:17	11:29:52	2471.2

32.- Kilkenny Triathlon Club (9,816.4 points)







Start #	Athlete	AG	Country				Time	AGR
---------	---------	----	---------	--	--	--	------	-----

IRONMAN - Age Groups - TriClub Results

32.- Kilkenny Triathlon Club (9,816.4 points)

Start #	Athlete	AG	Country				Time	AGR
1 2140	Victor young	M50-54	 - IRL	00:11:38	05:37:04	04:46:44	10:51:53	3307.2
2 780	Deirdre Foley	F50-54	 - IRL	00:12:41	06:48:35	05:30:12	12:48:44	2933.8
3 461	Seamus Foley	M45-49	 - IRL	00:14:57	06:18:15	05:20:50	12:16:42	1909.2
4 1800	John Duffy	M45-49	 - IRL	00:09:52	06:16:21	05:53:12	12:36:57	1666.2

33.- Triathlon Väst (9,598.8 points)

Start #	Athlete	AG	Country				Time	AGR
1 2105	Richard Ahlebrand	M50-54	 - SWE	00:11:35	05:10:51	03:43:44	09:17:57	4434.4
2 341	Mattias Bylerius	M50-54	 - SWE	00:14:09	05:08:50	04:05:00	09:40:27	4164.4
3 1747	Mikael Fischer	M45-49	 - SWE	00:17:20	06:40:45	06:29:25	13:48:30	1000.0

34.- Polisportiva atletica Mazara (9,588.0 points)

Start #	Athlete	AG	Country				Time	AGR
1 1781	Matteo Scavone	M45-49	 - ITA	00:12:21	05:11:13	04:39:56	10:15:05	3368.6
2 2135	Nicolò Ingargiola	M50-54	 - ITA	00:11:09	05:43:46	04:36:32	10:49:17	3338.4
3 1780	Giovanni Battista Lambro	M45-49	 - ITA	00:11:56	05:42:18	04:36:27	10:55:43	2881.0

35.- BRAT Club (UK) (9,526.2 points)

Start #	Athlete	AG	Country				Time	AGR
1 2167	Jon Leonard	M50-54	 - GBR	00:10:39	05:10:32	04:03:32	09:35:56	4218.6
2 2418	Simon Thornley	M55-59	 - GBR	00:10:54	06:13:04	05:10:16	11:48:07	3072.4
3 1818	Paul Holgate	M45-49	 - GBR	00:13:34	06:16:44	05:01:26	11:49:32	2235.2

36.- Verona Triathlon (8,912.2 points)

Start #	Athlete	AG	Country				Time	AGR
1 1159	Daniele Tomelleri	M35-39	 - ITA	00:10:22	05:11:38	04:08:54	09:42:33	3743.4
2 1732	Matteo Berton	M45-49	 - ITA	00:15:39	05:41:44	04:36:12	10:52:20	2921.6
3 1424	Ugo Serpelloni	M40-44	 - ITA	00:12:13	05:44:54	05:30:14	11:48:19	2247.2

37.- MIND Triathlon Sportsclub (8,742.2 points)

Start #	Athlete	AG	Country				Time	AGR
1 1789	Magnus Svensson	M45-49	 - SWE	00:11:11	04:45:03	03:13:41	08:20:19	4745.8
2 1788	Torbjörn Annell	M45-49	 - SWE	00:10:51	05:14:40	03:48:28	09:22:46	3996.4

38.- #???????????? (8,718.8 points)







Start #	Athlete	AG	Country				Time	AGR
1 696	Natalia Grigoreva	F40-44	 - RUS	00:11:46	05:18:32	04:09:02	09:49:33	4921.6
2 433	Aleksandr Mitrokhin	M40-44	 - RUS	00:10:20	05:13:22	04:05:51	09:39:09	3797.2

39.- AeroStar-TeamOne (8,459.6 points)

Start #	Athlete	AG	Country				Time	AGR
1 466	Sergey Antsupov	M45-49	 - UKR	00:11:51	04:59:59	03:40:28	09:00:03	4269.0
2 476	Anton lurkovskiy	M45-49	 - UKR	00:11:00	04:47:00	04:01:52	09:06:35	4190.6

IRONMAN - Age Groups - TriClub Results

40.- Chameleon (8,423.6 points)

Start #	Athlete	AG	Country				Time	AGR
1 1493	Iaroslav Nyrka	M40-44	 - UKR	00:12:32	05:08:26	04:11:34	09:43:43	3742.4
2 1210	Artur Shutko	M35-39	 - UKR	00:12:13	05:52:17	04:39:40	10:58:43	2829.4
3 1211	Stanislav Zlatkin	M35-39	 - UKR	00:12:39	06:49:19	05:02:54	12:20:11	1851.8

41.- Pulse Triathlon Club (8,361.0 points)

Start #	Athlete	AG	Country				Time	AGR
1 966	Rajendra Kielka	M30-34	 - IND	00:11:48	05:40:50	04:10:06	10:13:59	3233.0
2 1187	Nishant Khimesra	M35-39	 - IND	00:13:24	06:31:49	04:22:50	11:20:40	2566.0
3 473	Hugh Byrne	M45-49	 - IRL	00:12:50	06:33:48	04:17:35	11:22:18	2562.0

42.- enDuRo team (8,265.0 points)

Start #	Athlete	AG	Country				Time	AGR
1 272	Matt Dine	M40-44	 - GBR	00:10:24	04:59:08	03:21:11	08:43:17	4467.6
2 976	Tim Webster	M30-34	 - GBR	00:09:33	04:55:47	04:12:04	09:26:57	3797.4

43.- Mail.Ru Group (8,106.4 points)

Start #	Athlete	AG	Country				Time	AGR
1 665	Yulia Popova	F35-39	 - RUS	00:12:43	05:49:07	04:22:34	10:36:39	4281.0
2 664	Elena Ershova	F35-39	 - RUS	00:14:33	06:23:23	04:21:58	11:14:37	3825.4

44.- Trinergy Team (7,906.2 points)

Start #	Athlete	AG	Country				Time	AGR
1 481	Pawel Targoni	M45-49	 - POL	00:09:29	04:46:05	03:10:42	08:12:49	4835.8
2 436	Adam Hofman	M40-44	 - POL	00:12:08	05:22:09	04:54:41	10:39:43	3070.4

45.- TSV Gruenwald (7,882.6 points)

Start #	Athlete	AG	Country				Time	AGR
1 346	Michael Geipel	M55-59	 - DEU	00:13:30	06:08:03	03:59:50	10:33:16	3970.6
2 200	Gabriele Geipel	F50-54	 - DEU	00:12:00	05:48:45	05:12:25	11:27:13	3912.0

46.- Aix Savoie triathlon (7,686.6 points)

Start #	Athlete	AG	Country				Time	AGR
1 519	Laurent Bellet	M50-54	 - FRA	00:11:18	05:04:12	03:56:01	09:21:57	4386.4
2 326	Cyrille ANTOINE	M50-54	 - FRA	00:10:41	04:50:48	05:37:37	10:52:28	3300.2

47.- Team Turbine Poschmühle e. V. (7,609.2 points)

Start #	Athlete	AG	Country				Time	AGR
1 1758	Peter Klemm	M45-49	 - DEU	00:10:45	05:20:48	03:43:43	09:27:43	3937.0
2 1759	Oliver Krogloth	M45-49	 - DEU	00:10:48	05:13:44	04:11:15	09:49:47	3672.2

48.- PRORUNNERS BARCELONA (7,531.2 points)

Start #	Athlete	AG	Country				Time	AGR
1 1777	Sergi Marzo Ventura	M45-49	 - ESP	00:10:35	05:12:37	03:43:44	09:17:43	4057.0

IRONMAN - Age Groups - TriClub Results

48.- PRORUNNERS BARCELONA (7,531.2 points)

Start #	Athlete	AG	Country				Time	AGR
2 1453	Xavier Salazar Santiago	M40-44	 - ESP	00:10:09	05:23:32	04:17:33	10:06:04	3474.2

49.- MedwayTri (7,193.8 points)

Start #	Athlete	AG	Country				Time	AGR
1 165	Carl Shawcross	M50-54	 - GBR	00:09:45	04:55:01	03:56:23	09:10:43	4521.2
2 1791	Darren Last	M45-49	 - GBR	00:11:40	06:09:36	04:27:54	11:13:05	2672.6

50.- KIS Performance Team (7,144.8 points)

Start #	Athlete	AG	Country				Time	AGR
1 184	Olga Lech	F35-39	 - POL	00:11:57	05:56:32	04:54:27	11:17:28	3791.2
2 279	Christopher Deptula	M45-49	 - USA	00:11:54	05:55:15	03:53:22	10:16:20	3353.6

51.- 3d Triatlón (7,073.0 points)

Start #	Athlete	AG	Country				Time	AGR
1 669	Marta Centeno	F35-39	 - ESP	00:11:20	06:01:39	04:47:47	11:13:41	3836.6
2 1505	David Martín Rodríguez	M40-44	 - ESP	00:10:13	06:17:06	03:38:56	10:25:53	3236.4






52.- TV Breda (7,038.6 points)

Start #	Athlete	AG	Country				Time	AGR
1 1738	Guido Tap	M45-49	 - NLD	00:12:39	05:27:29	04:00:23	09:50:28	3664.0
2 300	Jan-Peter Simons	M45-49	 - NLD	00:11:41	05:28:27	04:23:27	10:14:35	3374.6

53.- TriathlonSuomi (6,835.0 points)

Start #	Athlete	AG	Country				Time	AGR
1 435	Teemu Rautiainen	M40-44	 - FIN	00:13:34	05:13:06	04:28:21	10:10:32	3420.6
2 2104	Petri Ratala	M50-54	 - FIN	00:08:15	05:16:44	05:03:26	10:42:57	3414.4

54.- Frome Tri Club (6,828.6 points)

Start #	Athlete	AG	Country				Time	AGR
1 342	Lester Bousfield	M55-59	 - GBR	00:13:25	06:15:36	04:58:50	11:42:39	3138.0
2 2152	Adrian Roddis	M50-54	 - GBR	00:11:03	06:21:10	05:45:39	12:32:52	2095.4
3 2410	Nic Johnson	M55-59	 - GBR	00:12:43	06:27:59	06:55:00	13:51:13	1595.2

55.- Hi Elbow Triathlon Club (6,717.2 points)






Start #	Athlete	AG	Country				Time	AGR
1 2408	Ashley McLernon	M55-59	 - IRL	00:12:04	05:49:23	04:30:59	10:53:59	3722.0
2 971	Curtis McLernon	M30-34	 - GBR	00:12:17	05:45:41	04:11:07	10:33:48	2995.2

56.- SASfit (6,658.4 points)

Start #	Athlete	AG	Country				Time	AGR
1 2399	Cenk Vural	M55-59	 - TUR	00:10:45	05:21:15	05:17:23	11:05:32	3583.4
2 1774	Serdar Selisik	M45-49	 - TUR	00:11:26	05:56:58	04:16:56	10:39:33	3075.0

57.- Issy Triathlon (6,585.0 points)

IRONMAN - Age Groups - TriClub Results

Start #	Athlete	AG	Country				Time	AGR
1	313 Charles Segard	M45-49	 - FRA	00:12:21	05:30:17	04:26:31	10:20:18	3306.0
2	871 Pierre TIGREAT	M25-29	 - FRA	00:12:48	05:19:56	04:39:58	10:25:46	3279.0

58.- 0Tri1 Triathlon Team Como (6,461.4 points)

Start #	Athlete	AG	Country				Time	AGR
1	338 Walter CAPUTO	M50-54	 - ITA	00:11:59	05:31:52	04:36:01	10:35:34	3503.0
2	2175 Claudio De Marchi	M50-54	 - ITA	00:12:47	06:04:29	04:47:28	11:20:57	2958.4

59.- Serpentine (6,274.6 points)

Start #	Athlete	AG	Country				Time	AGR
1	1770 Ivan Gowan	M45-49	 - GBR	00:10:27	05:09:19	04:07:21	09:37:58	3814.0
2	1771 Matthew Hearne	M45-49	 - GBR	00:13:41	05:43:26	05:09:23	11:30:45	2460.6

60.- Stockport Triathlon Club (6,127.8 points)

Start #	Athlete	AG	Country				Time	AGR
1	775 Vikki Murphy	F50-54	 - GBR	00:12:45	06:11:19	04:56:00	11:38:11	3780.4
2	1441 Rob Heathcote	M40-44	 - GBR	00:12:11	05:49:38	05:16:30	11:39:58	2347.4

61.- EDO Sports (6,080.0 points)

Start #	Athlete	AG	Country				Time	AGR
1	505 Stefan Vogel	M50-54	 - NLD	00:09:59	05:17:15	04:10:43	09:46:52	4087.4
2	2158 Oscar Mans	M50-54	 - NLD	00:12:15	06:04:25	06:04:53	12:41:26	1992.6

62.- Clapham Chasers (5,982.8 points)

Start #	Athlete	AG	Country				Time	AGR
1	384 Adrian Brammer	M30-34	 - GBR	00:11:20	04:59:17	03:47:25	09:09:55	4001.8
2	625 Lauren Edwards	F30-34	 - GBR	00:12:18	07:21:09	04:59:49	12:57:34	1981.0

63.- Stamina Triathlon Club ry (5,950.2 points)

Start #	Athlete	AG	Country				Time	AGR
1	520 Jukka-Pekka Liukkonen	M50-54	 - FIN	00:10:24	04:55:04	03:21:47	08:34:58	4950.2
2	1442 Jan Landen	M40-44	 - FIN	00:20:10	07:03:09	05:58:13	13:47:23	1000.0

64.- Portsmouth Triathletes (5,889.0 points)

Start #	Athlete	AG	Country				Time	AGR
1	2534 roland whalley	M60-64	 - GBR	00:14:16	06:38:31	04:44:43	11:53:32	3453.0
2	2130 COLIN SMITH	M50-54	 - GBR	00:13:24	06:39:50	04:52:56	12:04:29	2436.0

65.- N1 Tri Club (5,863.2 points)

Start #	Athlete	AG	Country				Time	AGR
1	2406 Tim Mitchell	M55-59	 - GBR	00:12:28	06:27:31	04:20:05	11:21:51	3387.6
2	1785 Adrian Logan	M45-49	 - GBR	00:14:50	05:47:02	05:14:08	11:29:30	2475.6

66.- Warrington Tri Club (5,773.4 points)

Start #	Athlete	AG	Country				Time	AGR
---------	---------	----	---------	---	---	---	------	-----

IRONMAN - Age Groups - TriClub Results

66.- Warrington Tri Club (5,773.4 points)

Start #	Athlete	AG	Country				Time	AGR
1 2527	Ian Parker	M60-64	- GBR	00:09:22	06:11:02	05:29:33	12:15:47	3186.0
2 2099	James Able	M50-54	- GBR	00:15:24	05:45:45	05:35:16	11:51:52	2587.4

67.- TOULOUSE TRIATHLON (5,688.0 points)

Start #	Athlete	AG	Country				Time	AGR
1 1755	Ludovic Montastruc	M45-49	- FRA	00:11:49	05:36:39	04:52:17	10:55:24	2884.8
2 963	thibaud roy	M30-34	- FRA	00:13:45	05:34:33	04:48:30	10:49:48	2803.2

68.- MY Sport Trophy Bike Team (5,565.8 points)

Start #	Athlete	AG	Country				Time	AGR
1 194	Tajana Kobel	F45-49	- CHE	00:12:48	06:25:18	04:31:46	11:22:20	2817.0
2 536	Rolf Tanner	M55-59	- CHE	00:16:15	06:14:35	05:29:24	12:15:05	2748.8

69.- Epsom Triathlon Club (5,311.6 points)

Start #	Athlete	AG	Country				Time	AGR
1 2411	Joe Walsh	M55-59	- GBR	00:15:57	06:00:47	05:27:49	12:12:03	2785.2
2 2412	John Walsh	M55-59	- GBR	00:12:09	06:26:09	05:26:48	12:33:37	2526.4

70.- Team TriRelay (5,271.0 points)

Start #	Athlete	AG	Country				Time	AGR
1 1437	Josep Torrent Valls	M40-44	- ESP	00:10:47	06:02:35	04:44:32	11:11:07	2693.6
2 1760	Oriol Fogueras Bayarri	M45-49	- AND	00:12:33	05:49:31	04:59:59	11:21:01	2577.4

71.- TRI UNIC (5,000.0 points)

Start #	Athlete	AG	Country				Time	AGR
1 106	Amber Rombaut	F18-24	- BEL	00:08:43	05:05:24	03:37:00	08:59:07	5000.0

71.- Goalspecific/Tripurbeck (5,000.0 points)

Start #	Athlete	AG	Country				Time	AGR
1 2574	Jonathan Foot	M65-69	- GBR	00:16:15	06:09:06	05:27:33	12:05:28	5000.0

73.- ASV Duisburg (4,940.8 points)

Start #	Athlete	AG	Country				Time	AGR
1 173	Juan Garcia	M55-59	- ESP	00:12:04	05:01:04	03:49:49	09:12:25	4940.8

74.- ASV Ehningen e.V. (4,940.4 points)

Start #	Athlete	AG	Country				Time	AGR
1 349	Matthias Klingel	M55-59	- DEU	00:12:17	05:03:32	03:46:05	09:12:27	4940.4

75.- 21CC Triatloniklubi (4,934.0 points)

Start #	Athlete	AG	Country				Time	AGR
1 141	Rauno Pikkor	M40-44	- EST	00:09:43	04:33:45	03:14:25	08:04:25	4934.0

76.- SBR3ATHLON (4,896.4 points)

IRONMAN - Age Groups - TriClub Results

Start #	Athlete	AG	Country				Time	AGR
1 2121	Alessandro Orlandini	M50-54	 - ITA	00:13:23	06:51:01	04:32:00	11:53:14	2571.0
2 1773	Alessandro Ortolan	M45-49	 - ITA	00:13:37	06:01:37	05:09:33	11:42:01	2325.4

77.- West Cork Tri Club (4,887.0 points)

Start #	Athlete	AG	Country				Time	AGR
1 1157	Kieran Howlin	M35-39	 - IRL	00:10:49	05:49:15	04:38:38	10:57:11	2847.8
2 2098	Gary McManus	M50-54	 - IRL	00:11:42	06:31:58	05:30:14	12:37:33	2039.2

78.- Oxford Tri (4,886.0 points)

Start #	Athlete	AG	Country				Time	AGR
1 597	Grace Gilbert	F25-29	 - GBR	00:10:40	05:16:55	04:27:16	10:04:13	4886.0

79.- Wasa Triathlon (4,880.4 points)

Start #	Athlete	AG	Country				Time	AGR
1 1423	Thomas Jansson	M40-44	 - FIN	00:13:05	05:40:58	05:04:56	11:22:30	2557.0
2 952	Markus Björkvall	M30-34	 - FIN	00:11:16	05:38:03	05:18:26	11:29:47	2323.4

80.- Team Argon 18 France (4,875.8 points)

Start #	Athlete	AG	Country				Time	AGR
1 281	Guillaume Gillodts	M45-49	 - FRA	00:08:38	04:37:17	03:16:47	08:09:29	4875.8

81.- TCEC Mainz (4,774.0 points)

Start #	Athlete	AG	Country				Time	AGR
1 117	Peter Lang	M25-29	 - DEU	00:09:25	04:42:37	03:22:04	08:21:11	4774.0

82.- Team Sirius Tri Club (4,760.4 points)

Start #	Athlete	AG	Country				Time	AGR
1 179	Caroline Larsson	F30-34	 - SWE	00:08:54	05:10:39	03:38:22	09:05:57	4760.4

83.- EVO TRI CLUB (4,663.6 points)

Start #	Athlete	AG	Country				Time	AGR
1 1811	James Credland	M45-49	 - GBR	00:12:48	06:14:25	04:24:58	11:13:50	2663.6
2 740	Joanna Josey	F45-49	 - GBR	00:16:56	07:12:29	06:08:52	14:02:45	1000.0
3 2155	Alan Josey	M50-54	 - GBR	00:13:43	06:46:36	06:56:55	14:34:08	1000.0

84.- Bohuslän Endurance SC (4,650.6 points)

Start #	Athlete	AG	Country				Time	AGR
1 156	Michael Zantelid	M45-49	 - SWE	00:10:35	04:43:19	03:24:11	08:28:15	4650.6

85.- Alnö Race Team (4,617.8 points)

Start #	Athlete	AG	Country				Time	AGR
1 695	Caroline Ögren	F40-44	 - SWE	00:14:10	06:36:10	05:11:31	12:18:11	3138.0
2 523	Hakan Nilsson	M50-54	 - SWE	00:12:03	07:50:39	05:06:40	13:24:10	1479.8

86.- FC St. Pauli Triathlon (4,612.6 points)

IRONMAN - Age Groups - TriClub Results

Start #	Athlete	AG	Country				Time	AGR
1 439	Patrick Roos	M40-44	 - DEU	00:09:16	04:52:36	03:22:05	08:31:12	4612.6

87.- SKB Racing Triathlon Team (4,611.6 points)

Start #	Athlete	AG	Country				Time	AGR
1 1448	Timo Rinne	M40-44	 - FIN	00:10:26	04:47:16	03:25:43	08:31:17	4611.6

88.- USC Kiel (4,610.2 points)

Start #	Athlete	AG	Country				Time	AGR
1 953	Lars Dahlkemper	M30-34	 - DEU	00:09:02	04:47:27	03:12:39	08:19:13	4610.2

89.- Triatlon Duatlon Leuven (4,564.6 points)

Start #	Athlete	AG	Country				Time	AGR
1 866	Willem Geuns	M25-29	 - BEL	00:09:21	04:56:03	03:22:27	08:38:38	4564.6






90.- Kainuun Pyöräilijät (4,536.0 points)

Start #	Athlete	AG	Country				Time	AGR
1 199	Tiina Sarparanta	F45-49	 - FIN	00:08:43	04:59:52	03:41:22	08:59:05	4536.0

91.- 3SH (4,530.0 points)

Start #	Athlete	AG	Country				Time	AGR
1 668	Katrín Pálsdóttir	F35-39	 - ISL	00:11:06	05:16:53	04:36:15	10:15:54	4530.0

92.- Trimexico (4,523.6 points)

Start #	Athlete	AG	Country				Time	AGR
1 491	Francisco Cruz	M45-49	 - MEX	00:10:36	05:48:45	05:00:32	11:14:35	2654.6
2 956	Luis Arturo Elías Huerta	M30-34	 - MEX	00:16:48	06:41:33	04:51:01	12:07:39	1869.0

93.- Gorillasandbutterflies Berlin (4,520.6 points)

Start #	Athlete	AG	Country				Time	AGR
1 974	Joep Bischoff	M30-34	 - NLD	00:09:38	04:47:29	03:22:37	08:26:41	4520.6

94.- IFK Sala (4,520.2 points)

Start #	Athlete	AG	Country				Time	AGR
1 319	Kristoffer Ahlin	M45-49	 - SWE	00:12:14	04:46:34	03:31:05	08:39:07	4520.2

95.- ActivMultisport (4,507.4 points)

Start #	Athlete	AG	Country				Time	AGR
1 284	Thomas Maag	M45-49	 - DEU	00:10:33	04:55:57	03:23:31	08:40:11	4507.4

96.- FH Kärnten Sport (4,503.8 points)

Start #	Athlete	AG	Country				Time	AGR
1 400	Andrii Onyshchenko	M30-34	 - UKR	00:09:54	04:38:21	03:32:49	08:28:05	4503.8

97.- Burnham on Sea (4,499.0 points)

Start #	Athlete	AG	Country				Time	AGR
---------	---------	----	---------	---	---	---	------	-----

IRONMAN - Age Groups - TriClub Results

97.- Burnham on Sea (4,499.0 points)

Start #	Athlete	AG	Country				Time	AGR
1 843	Jeannie Fry	F60-64	 - GBR	00:13:12	06:48:06	05:07:27	12:23:55	4499.0

98.- Bath Cycling Club (4,498.0 points)

Start #	Athlete	AG	Country				Time	AGR
1 850	Sam Buckler	M18-24	 - GBR	00:10:51	04:54:38	03:37:12	08:51:04	4498.0

99.- WePerf (4,495.8 points)

Start #	Athlete	AG	Country				Time	AGR
1 951	Louis Quiniou	M30-34	 - FRA	00:09:50	04:55:02	03:15:25	08:28:45	4495.8

100.- Edinburgh Triathletes (4,455.6 points)

Start #	Athlete	AG	Country				Time	AGR
1 2159	Paul Chowdhry	M50-54	 - GBR	00:11:43	05:00:12	03:55:33	09:16:11	4455.6

101.- Rabat Triathlon Club (4,450.4 points)

Start #	Athlete	AG	Country				Time	AGR
1 235	Hugo Montanari	M35-39	 - ITA	00:10:00	04:54:36	03:28:55	08:43:38	4450.4

102.- Team KUPA'A (4,430.8 points)

Start #	Athlete	AG	Country				Time	AGR
1 274	Marc Fayet	M40-44	 - FRA	00:09:56	04:53:40	03:30:20	08:46:21	4430.8

103.- HPC Heemstede (4,429.4 points)

Start #	Athlete	AG	Country				Time	AGR
1 1481	Sebastiaan Bleekemolen	M40-44	 - NLD	00:12:03	04:48:05	03:37:31	08:46:28	4429.4




104.- CUS Pro Patria Milano Triathlon (4,396.4 points)

Start #	Athlete	AG	Country				Time	AGR
1 977	Federico Ghelli	M30-34	 - ITA	00:09:13	04:52:37	03:28:03	08:37:02	4396.4





105.- Triathlonclub Maastricht (4,381.2 points)

Start #	Athlete	AG	Country				Time	AGR
1 2389	Patrick Lexis	M55-59	 - NLD	00:11:52	05:18:16	04:15:50	09:59:03	4381.2

106.- Sberbank Triathlon Team (4,375.8 points)

Start #	Athlete	AG	Country				Time	AGR
1 1184	Alexey Kirov	M35-39	 - RUS	00:10:04	04:46:22	03:45:39	08:49:51	4375.8

107.- Fortuna Düsseldorf Triathlon (4,373.4 points)

Start #	Athlete	AG	Country				Time	AGR
1 138	Sascha Harbecke	M40-44	 - DEU	00:09:05	04:54:13	03:40:14	08:51:08	4373.4

108.- CIVITANOVA TRIATHLON (4,369.6 points)

IRONMAN - Age Groups - TriClub Results

Start #	Athlete	AG	Country				Time	AGR
1	873 Fabio Taccaliti	M25-29	 - ITA	00:10:22	05:11:57	03:21:16	08:54:53	4369.6

109.- 3K Sport (4,327.6 points)

Start #	Athlete	AG	Country				Time	AGR
1	2174 Rok Flajs	M50-54	 - SVN	00:10:44	05:12:41	03:52:02	09:26:51	4327.6





110.- SPIF Triathlon (4,317.0 points)

Start #	Athlete	AG	Country				Time	AGR
1	614 Ellen Andreasson	F30-34	 - SWE	00:11:40	05:19:37	04:01:33	09:42:54	4317.0

111.- Pro Endurance Academy (4,304.0 points)

Start #	Athlete	AG	Country				Time	AGR
1	111 Isabel Ide	F45-49	 - CHL	00:10:56	05:06:33	03:47:46	09:18:25	4304.0

112.- TITAN sport club (CZ) (4,297.8 points)

Start #	Athlete	AG	Country				Time	AGR
1	690 Sarka Vasirova	F40-44	 - CZE	00:11:05	05:44:51	04:34:39	10:41:32	4297.8

113.- Haderslev Tri 2000 (4,279.4 points)

Start #	Athlete	AG	Country				Time	AGR
1	1808 Mikael Schleidt	M45-49	 - DNK	00:13:00	04:53:25	03:42:08	08:59:11	4279.4

114.- hella Mineralbrunnen (4,273.0 points)

Start #	Athlete	AG	Country				Time	AGR
1	2147 René Wiczorek	M50-54	 - DEU	00:10:45	05:26:39	03:43:05	09:31:24	4273.0

115.- Lane 4 Swimming Triathlon Club ry (4,254.0 points)

Start #	Athlete	AG	Country				Time	AGR
1	517 Olli Etelämäki	M50-54	 - FIN	00:10:43	05:15:27	03:55:08	09:32:59	4254.0

116.- Race & Shine Sports Club (4,244.4 points)

Start #	Athlete	AG	Country				Time	AGR
1	318 Christer Dahlström	M45-49	 - SWE	00:12:00	05:26:43	04:33:07	10:25:26	3244.4
2	2125 Mats Englund	M50-54	 - SWE	00:15:18	07:15:30	06:47:48	14:37:00	1000.0

117.- AT CERDANYOLA (4,238.6 points)

Start #	Athlete	AG	Country				Time	AGR
1	1217 Oriol Martínez Baquero	M35-39	 - ESP	00:10:26	04:45:56	03:55:23	09:01:17	4238.6

118.- Meeting Club (4,229.2 points)

Start #	Athlete	AG	Country				Time	AGR
1	152 Gabriele Giachi	M45-49	 - ITA	00:11:22	05:11:22	03:30:05	09:03:22	4229.2

119.- Rari Nantes Torino (4,202.4 points)

Start #	Athlete	AG	Country				Time	AGR
---------	---------	----	---------	---	---	---	------	-----

IRONMAN - Age Groups - TriClub Results

119.- Rari Nantes Torino (4,202.4 points)

Start #	Athlete	AG	Country				Time	AGR
1 616	Alessandra Derme	F30-34	 - ITA	00:09:27	05:23:38	04:07:22	09:52:27	4202.4

120.- CLUB RIOJA TRIATLÓN (4,194.2 points)

Start #	Athlete	AG	Country				Time	AGR
1 1491	Ruben Goñi Robledo	M40-44	 - ESP	00:10:12	05:14:17	03:31:24	09:06:04	4194.2

121.- Triathlon Club Montalbanais (4,171.2 points)

Start #	Athlete	AG	Country				Time	AGR
1 339	Bruno Loré	M50-54	 - FRA	00:11:45	05:14:48	04:03:17	09:39:53	4171.2

122.- Team Zoot Europe (4,147.4 points)

Start #	Athlete	AG	Country				Time	AGR
1 387	clement lechevalier	M30-34	 - FRA	00:11:25	05:02:52	03:31:41	08:57:47	4147.4

123.- Team Merida Triathlon (4,143.6 points)

Start #	Athlete	AG	Country				Time	AGR
1 1761	Jens Peter Elton Gransæther	M45-49	 - NOR	00:11:18	04:44:13	04:03:11	09:10:30	4143.6

124.- LUKOIL TRIATHLON TEAM (4,135.6 points)

Start #	Athlete	AG	Country				Time	AGR
1 264	Bulat Zinnurov	M40-44	 - RUS	00:10:36	05:08:38	03:41:01	09:10:57	4135.6

125.- TBL Stefanomassa team (4,134.8 points)

Start #	Athlete	AG	Country				Time	AGR
1 170	Mario Massarelli	M50-54	 - ESP	00:11:41	05:29:28	03:52:00	09:42:55	4134.8

126.- Sportoase Triatlon Team (4,122.4 points)

Start #	Athlete	AG	Country				Time	AGR
1 286	Alan Carlier	M45-49	 - BEL	00:11:58	05:02:40	03:48:37	09:12:16	4122.4

127.- Trinord (4,111.8 points)

Start #	Athlete	AG	Country				Time	AGR
1 527	René Frølund	M50-54	 - DNK	00:13:23	05:04:14	04:11:46	09:44:50	4111.8

128.- Velo Salo (4,094.4 points)

Start #	Athlete	AG	Country				Time	AGR
1 317	Tom Perttala	M45-49	 - FIN	00:11:29	05:06:34	03:47:17	09:14:36	4094.4

129.- RMA Triathlon Paris (4,089.4 points)



Start #	Athlete	AG	Country				Time	AGR
1 364	Elena Kosheleva	F35-39	 - RUS	00:13:48	06:00:42	04:23:57	10:52:37	4089.4

130.- 3F Endurance (4,087.8 points)

IRONMAN - Age Groups - TriClub Results

Start #	Athlete	AG	Country				Time	AGR
1 133	Jose Maria Lopez Morales	M35-39	 - ESP	00:12:02	05:11:28	03:38:40	09:13:51	4087.8

131.- KfW SwimBikeRun (4,082.4 points)

Start #	Athlete	AG	Country				Time	AGR
1 432	Markus Keller	M40-44	 - DEU	00:11:33	05:07:22	03:47:41	09:15:23	4082.4

132.- Sapik Team (4,026.8 points)

Start #	Athlete	AG	Country				Time	AGR
1 1185	Ruslan Saulko	M35-39	 - UKR	00:12:02	05:05:39	03:51:43	09:18:56	4026.8





133.- Troisport (4,020.6 points)

Start #	Athlete	AG	Country				Time	AGR
1 330	Salvatore Alioto	M50-54	 - ITA	00:11:29	05:21:49	04:05:54	09:52:26	4020.6

134.- Kuznia Triathlonu (3,999.8 points)

Start #	Athlete	AG	Country				Time	AGR
1 112	Agnieszka Fijolek-Warszewska	F45-49	 - POL	00:13:54	05:16:40	04:03:01	09:43:46	3999.8

135.- Team milliSports (3,999.0 points)

Start #	Athlete	AG	Country				Time	AGR
1 820	Gabriele Pauer	F55-59	 - AUT	00:11:01	05:56:27	04:57:15	11:15:42	3999.0

136.- KIT (3,997.8 points)

Start #	Athlete	AG	Country				Time	AGR
1 970	Mykola Bartosh	M30-34	 - UKR	00:10:38	04:56:09	03:53:00	09:10:15	3997.8

137.- RunnersCSM (3,990.0 points)

Start #	Athlete	AG	Country				Time	AGR
1 2122	Sergi García Lucas	M50-54	 - ESP	00:09:50	05:42:17	03:48:44	09:54:59	3990.0




138.- Stade Français (3,977.4 points)

Start #	Athlete	AG	Country				Time	AGR
1 1179	Chafik Bouakkaz	M35-39	 - FRA	00:12:36	05:12:04	03:48:45	09:23:03	3977.4

139.- 3MD (3,954.2 points)

Start #	Athlete	AG	Country				Time	AGR
1 1220	Nicolas Segers	M35-39	 - BEL	00:12:31	04:59:56	04:00:41	09:24:59	3954.2

140.- Puissance-3 Triathlon Coaching (3,949.4 points)


Start #	Athlete	AG	Country				Time	AGR
1 294	Daniele Scurti	M45-49	 - CHE	00:10:53	05:02:22	04:04:39	09:26:41	3949.4

141.- Tri Team Glos (3,941.2 points)

Start #	Athlete	AG	Country				Time	AGR
1 1171	Dan Kelly	M35-39	 - GBR	00:09:35	04:50:36	04:13:15	09:26:04	3941.2

IRONMAN - Age Groups - TriClub Results

142.- Triabolos Triathlon Hamburg e. V. (3,933.0 points)

Start #	Athlete	AG	Country				Time	AGR
1 1749	Dennis Masurat	M45-49	 - DEU	00:10:17	04:54:14	04:14:39	09:28:03	3933.0

143.- Tri London (3,927.8 points)

Start #	Athlete	AG	Country				Time	AGR
1 658	Bianca Fernandez-Clark	F35-39	 - DOM	00:15:45	06:07:24	04:26:03	11:06:05	3927.8

144.- Spiridon Frankfurt (3,922.6 points)

Start #	Athlete	AG	Country				Time	AGR
1 1445	Robeer Scherer	M40-44	 - DEU	00:10:50	05:12:05	03:55:51	09:28:42	3922.6

145.- SOAS/Hansym Racing (3,918.2 points)

Start #	Athlete	AG	Country				Time	AGR
1 113	Beatrix Cser	F45-49	 - HUN	00:11:01	05:34:50	03:55:15	09:50:34	3918.2






146.- ASV Köln Triathlon (3,913.0 points)

Start #	Athlete	AG	Country				Time	AGR
1 267	Björn Stadtel	M40-44	 - DEU	00:11:46	05:19:06	03:46:27	09:29:30	3913.0

147.- COM'IN TRI (3,910.6 points)

Start #	Athlete	AG	Country				Time	AGR
1 416	Jean-François Adam	M35-39	 - BEL	00:10:28	05:17:07	03:51:35	09:28:37	3910.6

148.- Piranha Triathlon Club (3,905.2 points)

Start #	Athlete	AG	Country				Time	AGR
1 778	Val Quinn	F50-54	 - IRL	00:14:13	08:01:28	05:25:17	13:58:47	2093.2
2 779	Siobhan Keating	F50-54	 - IRL	00:16:06	07:39:53	05:58:24	14:22:13	1812.0

149.- Wicklow triathlon club (3,901.6 points)

Start #	Athlete	AG	Country				Time	AGR
1 950	Stuart dwyer	M30-34	 - IRL	00:10:35	05:14:28	03:41:29	09:18:16	3901.6

150.- T3 Ireland (3,899.0 points)

Start #	Athlete	AG	Country				Time	AGR
1 1439	Stephen Kieran	M40-44	 - IRL	00:10:16	05:23:16	03:41:28	09:30:40	3899.0

151.- Umara Sports Club (3,891.0 points)

Start #	Athlete	AG	Country				Time	AGR
1 1737	Mattias Liljenberg	M45-49	 - SWE	00:12:01	05:12:04	03:52:51	09:31:33	3891.0

152.- TVS'90 (3,825.4 points)

Start #	Athlete	AG	Country				Time	AGR
1 655	Linda van der Ham	F35-39	 - NLD	00:12:26	05:56:46	04:50:42	11:14:37	3825.4

153.- Hareskovens Triathlon Klub (3,823.2 points)

IRONMAN - Age Groups - TriClub Results

Start #	Athlete	AG	Country				Time	AGR
1 350	Jan Knudsen	M55-59	- DNK	00:12:50	05:24:23	04:53:45	10:45:33	3823.2

154.- Southampton Triathlon Club (3,813.8 points)

Start #	Athlete	AG	Country				Time	AGR
1 1446	Antoine Marcade	M40-44	- FRA	00:10:36	05:24:35	03:51:52	09:37:46	3813.8

154.- Peninsula Triathlon Club UK (3,813.8 points)

Start #	Athlete	AG	Country				Time	AGR
1 1782	Robert Duncan	M45-49	- GBR	00:12:11	05:16:22	03:58:55	09:37:59	3813.8

156.- ful-on tri (3,808.8 points)

Start #	Athlete	AG	Country				Time	AGR
1 1205	Nick Van Praag	M35-39	- BEL	00:10:41	05:10:55	04:04:01	09:37:06	3808.8

157.- BSGF Porsche Triathlon (3,798.4 points)

Start #	Athlete	AG	Country				Time	AGR
1 874	Sebastian Voigtländer	M25-29	- DEU	00:13:30	05:25:10	03:51:41	09:42:29	3798.4

158.- Triathlon Toul Team (3,797.0 points)

Start #	Athlete	AG	Country				Time	AGR
1 1748	Alexandre Haennel	M45-49	- FRA	00:13:12	05:09:53	04:04:36	09:39:23	3797.0

159.- Jersey Tri Club (3,783.8 points)

Start #	Athlete	AG	Country				Time	AGR
1 1199	Matthew Tyler	M35-39	- ZAF	00:11:57	05:49:22	04:44:20	11:02:31	2783.8
2 739	Annabel Roberts	F45-49	- JEY	00:16:48	06:42:39	07:15:19	14:40:29	1000.0

160.- ATRIAC (3,782.6 points)

Start #	Athlete	AG	Country				Time	AGR
1 984	Philippe Dierckx	M30-34	- BEL	00:10:44	05:25:56	03:41:09	09:28:11	3782.6

161.- TRIATLON KLUB SWIBIR (3,780.4 points)

Start #	Athlete	AG	Country				Time	AGR
1 1428	Leo Markoci	M40-44	- HRV	00:12:17	05:05:54	04:10:28	09:40:33	3780.4

162.- Team Passion Fit (3,775.2 points)

Start #	Athlete	AG	Country				Time	AGR
1 229	Ben Reynolds	M30-34	- GBR	00:10:03	05:00:31	04:06:49	09:28:48	3775.2

163.- Total Tri Training (3,772.4 points)

Start #	Athlete	AG	Country				Time	AGR
1 293	Andy Mault	M45-49	- GBR	00:11:39	05:02:46	04:17:55	09:41:26	3772.4

164.- Black Country Triathletes (3,762.8 points)

Start #	Athlete	AG	Country				Time	AGR

IRONMAN - Age Groups - TriClub Results

164.- Black Country Triathletes (3,762.8 points)

Start #	Athlete	AG	Country				Time	AGR
1 1496	Jon Link	M40-44	 - GBR	00:12:58	05:19:28	03:54:38	09:42:01	3762.8

165.- Halmstad Triathlon & Multisport (3,756.6 points)

Start #	Athlete	AG	Country				Time	AGR
1 314	Fredrik Löfstedt	M45-49	 - SWE	00:14:47	05:11:40	04:01:40	09:42:45	3756.6

166.- TRI+9 (3,754.0 points)

Start #	Athlete	AG	Country				Time	AGR
1 419	Sergi Prado Garcia	M35-39	 - ESP	00:09:54	05:33:17	03:48:13	09:41:40	3754.0

167.- 859 Coaching (3,749.0 points)

Start #	Athlete	AG	Country				Time	AGR
1 288	Tobias Ammon	M45-49	 - DEU	00:10:58	05:19:56	04:01:21	09:43:23	3749.0

168.- EQUIPE CMI (3,740.8 points)

Start #	Athlete	AG	Country				Time	AGR
1 261	Jean-Noel Vergnes	M40-44	 - FRA	00:11:07	05:06:35	04:15:49	09:43:51	3740.8

169.- Real Fitness Race Team (3,729.2 points)

Start #	Athlete	AG	Country				Time	AGR
1 282	John Crossland	M45-49	 - GBR	00:11:46	05:05:23	04:14:42	09:45:02	3729.2

170.- Tri-Club Aarau (3,728.2 points)

Start #	Athlete	AG	Country				Time	AGR
1 2101	Jürg Gloor	M50-54	 - CHE	00:11:34	05:26:39	04:22:19	10:16:48	3728.2

171.- Bedford Harriers AC (3,714.4 points)

Start #	Athlete	AG	Country				Time	AGR
1 1824	Daemon Lee	M45-49	 - GBR	00:13:46	05:24:23	03:55:13	09:46:16	3714.4

172.- temptraining.ru (3,704.2 points)

Start #	Athlete	AG	Country				Time	AGR
1 1434	Oleg Iakovlev	M40-44	 - ESP	00:14:52	05:46:48	03:30:22	09:46:54	3704.2

173.- Forever Tri (3,700.2 points)

Start #	Athlete	AG	Country				Time	AGR
1 298	Fernando Lopez	M45-49	 - URY	00:13:27	05:18:14	04:04:43	09:47:27	3700.2

174.- CAPBRETON TRIATHLON (3,681.0 points)

Start #	Athlete	AG	Country				Time	AGR
1 2163	olivier METCHEDE	M50-54	 - FRA	00:12:08	05:21:10	04:30:52	10:20:44	3681.0

175.- SC Altenrheine (3,667.8 points)

IRONMAN - Age Groups - TriClub Results

Start #	Athlete	AG	Country				Time	AGR
1 1183	Pavel Evstratov	M35-39	 - DEU	00:12:34	05:23:00	03:59:17	09:48:51	3667.8

176.- Zeppelin-Team OSC Potsdam (3,648.8 points)

Start #	Athlete	AG	Country				Time	AGR
1 483	Michael Wiechert	M45-49	 - DEU	00:11:54	05:07:04	04:24:52	09:51:44	3648.8

177.- Urban Tri Team (UTT) (3,640.6 points)

Start #	Athlete	AG	Country				Time	AGR
1 1736	Christophe Quertemont	M45-49	 - BEL	00:11:31	05:08:45	04:18:03	09:52:25	3640.6

178.- Triangle Triathlon Club (3,628.8 points)

Start #	Athlete	AG	Country				Time	AGR
1 771	Catherine Butcher	F50-54	 - IRL	00:12:45	06:48:47	04:23:47	11:50:49	3628.8

179.- Tri Lakes Triathlon Club (3,624.2 points)

Start #	Athlete	AG	Country				Time	AGR
1 1430	Lukasz Kazmierski	M40-44	 - POL	00:12:59	05:35:23	03:46:53	09:53:34	3624.2

180.- ATCC Avenir Triathlon Club Charleroi (3,615.0 points)

Start #	Athlete	AG	Country				Time	AGR
1 2170	Michel Gilbert	M50-54	 - BEL	00:16:50	05:48:34	04:02:22	10:26:14	3615.0

181.- TRlbyEM (3,608.4 points)

Start #	Athlete	AG	Country				Time	AGR
1 1427	Luis Javier Talamantes guerrero	M40-44	 - MEX	00:10:59	05:21:53	04:07:10	09:54:53	3608.4

182.- Tricademy (3,596.8 points)

Start #	Athlete	AG	Country				Time	AGR
1 2102	Damian Chandler	M50-54	 - GBR	00:10:22	05:14:58	04:51:04	10:27:45	3596.8

183.- Glasgow Triathlon Club (3,596.6 points)

Start #	Athlete	AG	Country				Time	AGR
1 842	Christine Catterson	F60-64	 - GBR	00:15:19	07:22:15	05:41:03	13:39:07	3596.6

184.- Kauno Triatlono Klubas (3,589.4 points)

Start #	Athlete	AG	Country				Time	AGR
1 492	Egidijus Buika	M45-49	 - LTU	00:11:35	05:11:47	04:23:22	09:56:41	3589.4

185.- MONZA MARATHON TEAM TRIATHLON (3,584.8 points)

Start #	Athlete	AG	Country				Time	AGR
1 168	Simone Centemero	M50-54	 - ITA	00:10:10	05:41:45	04:25:27	10:28:45	3584.8

186.- CGS Triathlon Club (3,574.6 points)

Start #	Athlete	AG	Country				Time	AGR
1 1494	Georgios Kouroumalos	M40-44	 - GRC	00:10:58	05:10:02	04:22:41	09:57:42	3574.6

IRONMAN - Age Groups - TriClub Results

187.- Tribikestation Team (3,562.2 points)

Start #	Athlete	AG	Country				Time	AGR
1 454	Jean-Marc Nassen	M40-44	 - BEL	00:11:40	05:16:17	04:11:23	09:58:44	3562.2

188.- Tri-Runderwear-Team (3,549.2 points)

Start #	Athlete	AG	Country				Time	AGR
1 865	Daan Van Heesvelde	M25-29	 - BEL	00:11:00	05:09:24	04:31:11	10:03:15	3549.2

189.- South London Harriers Tri Club (3,544.0 points)

Start #	Athlete	AG	Country				Time	AGR
1 1447	Patryk Dubaniewicz	M40-44	 - POL	00:14:23	05:20:30	04:05:03	10:00:15	3544.0

190.- sisu-training (3,534.2 points)

Start #	Athlete	AG	Country				Time	AGR
1 1181	Dustin Figge	M35-39	 - DEU	00:11:35	05:30:18	04:02:34	09:59:59	3534.2

191.- i3 Triathlon (3,523.6 points)

Start #	Athlete	AG	Country				Time	AGR
1 331	Ruben Duran	M50-54	 - ESP	00:11:58	05:24:47	04:39:43	10:33:51	3523.6

192.- Concept Swimming (3,517.2 points)

Start #	Athlete	AG	Country				Time	AGR
1 230	Frederic Brouillet	M35-39	 - FRA	00:12:09	05:35:30	03:59:39	10:01:24	3517.2

193.- PRO TEAM SPORTS (3,508.4 points)

Start #	Athlete	AG	Country				Time	AGR
1 296	Thomas Duburque	M45-49	 - FRA	00:10:32	04:56:52	04:44:19	10:03:26	3508.4

194.- Tri Team Kaiser (3,505.4 points)

Start #	Athlete	AG	Country				Time	AGR
1 1750	Andreas Pichler	M45-49	 - AUT	00:11:37	05:26:49	04:10:34	10:03:41	3505.4

195.- TUSA TRI TEAM (3,504.4 points)

Start #	Athlete	AG	Country				Time	AGR
1 1161	Ernests Biteniekis	M35-39	 - LVA	00:12:30	05:21:26	04:18:01	10:02:28	3504.4

196.- Triathlon Team DSW Darmstadt (3,498.6 points)

Start #	Athlete	AG	Country				Time	AGR
1 377	Birgit Adler	F55-59	 - DEU	00:13:44	06:05:02	05:22:30	11:57:24	3498.6

197.- BREST TRIATHLON (3,479.4 points)

Start #	Athlete	AG	Country				Time	AGR
1 2417	Yves Perrot	M55-59	 - FRA	00:14:40	06:00:38	04:44:08	11:14:12	3479.4

198.- A.s.d. il Gregge ribelle (3,465.4 points)

IRONMAN - Age Groups - TriClub Results

Start #	Athlete	AG	Country				Time	AGR
1 1219	Dario Bandettini	M35-39	 - CHE	00:11:33	05:24:19	04:17:10	10:05:43	3465.4

199.- X-tri Lahti (3,464.8 points)

Start #	Athlete	AG	Country				Time	AGR
1 495	Raine Pulkkinen	M45-49	 - FIN	00:12:53	05:29:48	04:12:15	10:07:04	3464.8

200.- WillTri Ry (3,461.4 points)

Start #	Athlete	AG	Country				Time	AGR
1 769	Ljudmila Lekander	F50-54	 - FIN	00:17:22	06:28:59	04:58:24	12:04:46	3461.4

201.- AlphaTriClub (3,442.4 points)

Start #	Athlete	AG	Country				Time	AGR
1 1504	Aleksandr Parkhomovskiy	M40-44	 - AZE	00:12:24	05:28:41	04:14:49	10:08:43	3442.4

202.- power & pace by tri-mag.de (3,438.4 points)

Start #	Athlete	AG	Country				Time	AGR
1 2129	Frank Urban	M50-54	 - DEU	00:14:26	05:49:56	04:19:39	10:40:57	3438.4

203.- Horsham Tri Club (3,423.6 points)

Start #	Athlete	AG	Country				Time	AGR
1 2146	Chris Glover	M50-54	 - GBR	00:14:41	05:39:48	04:32:59	10:42:11	3423.6

204.- Kraichgau Triathlon e.V. (3,403.0 points)

Start #	Athlete	AG	Country				Time	AGR
1 486	Peter Rabenecker	M45-49	 - DEU	00:10:38	05:29:54	04:18:10	10:12:13	3403.0

205.- Swim-1st Tri Club (3,398.2 points)

Start #	Athlete	AG	Country				Time	AGR
1 1440	Mark Hollands	M40-44	 - GBR	00:11:48	05:25:12	04:23:29	10:12:24	3398.2

206.- ESVL TRIATHLON (3,397.0 points)

Start #	Athlete	AG	Country				Time	AGR
1 522	Olivier DELAET	M50-54	 - FRA	00:13:34	05:33:27	04:45:09	10:44:24	3397.0

207.- 3City Triathlon (3,393.0 points)

Start #	Athlete	AG	Country				Time	AGR
1 458	Christian Bengtsson	M45-49	 - SWE	00:13:30	05:09:03	04:39:10	10:13:03	3393.0

208.- C.N.BADALONA (3,385.0 points)

Start #	Athlete	AG	Country				Time	AGR
1 1212	Albert Quirós Zamarreño	M35-39	 - ESP	00:10:48	05:45:45	03:58:30	10:12:25	3385.0

209.- TEAM MTP (3,383.2 points)

Start #	Athlete	AG	Country				Time	AGR
1 440	Jérôme Vignal	M40-44	 - FRA	00:13:42	05:36:58	04:07:04	10:13:39	3383.2

IRONMAN - Age Groups - TriClub Results

210.- Mambo tri (3,357.6 points)

Start #	Athlete	AG	Country				Time	AGR
1 1464	Neil Williams	M40-44	 - GBR	00:11:22	05:19:26	04:30:23	10:15:47	3357.6

211.- Lisburn Triathlon club (3,351.0 points)

Start #	Athlete	AG	Country				Time	AGR
1 1793	Paul Watson	M45-49	 - IRL	00:12:37	05:31:55	04:11:07	10:16:33	3351.0

212.- Lincoln Triathlon (UK) (3,341.4 points)

Start #	Athlete	AG	Country				Time	AGR
1 2138	Keith Snell	M50-54	 - GBR	00:09:42	05:15:00	05:09:56	10:49:02	3341.4

213.- Asker Triathlon Klubb (3,333.2 points)

Start #	Athlete	AG	Country				Time	AGR
1 388	Stefan Skogbrott	M30-34	 - NOR	00:10:27	05:29:41	04:17:21	10:05:38	3333.2

214.- Køge Tri Team 2000 (3,330.2 points)

Start #	Athlete	AG	Country				Time	AGR
1 1475	Kent Jensen	M40-44	 - DNK	00:10:12	04:59:36	04:56:30	10:18:04	3330.2

215.- Hoa Strong (3,319.2 points)

Start #	Athlete	AG	Country				Time	AGR
1 172	Edward Rupp	M50-54	 - USA	00:12:02	06:00:30	04:21:24	10:50:53	3319.2

216.- Royal Navy Triathlon (3,314.4 points)

Start #	Athlete	AG	Country				Time	AGR
1 153	Graham Stephenson	M45-49	 - GBR	00:11:52	05:13:26	04:44:21	10:19:36	3314.4

217.- Paris Sport Club (3,310.6 points)

Start #	Athlete	AG	Country				Time	AGR
1 618	Caroline Prigent	F30-34	 - FRA	00:11:34	05:52:28	04:51:11	11:06:46	3310.6

218.- TriathlonSteckelCologne (3,308.8 points)

Start #	Athlete	AG	Country				Time	AGR
1 332	Jörg Hartmann	M50-54	 - DEU	00:15:02	05:34:00	04:44:16	10:51:45	3308.8

219.- Team Oxygenaddict (3,303.2 points)

Start #	Athlete	AG	Country				Time	AGR
1 291	Anders Örbom	M45-49	 - SWE	00:11:25	05:28:41	04:27:02	10:20:32	3303.2

220.- PV Triathlon Witten (3,287.0 points)

Start #	Athlete	AG	Country				Time	AGR
1 249	Till PASTOR	M35-39	 - DEU	00:09:34	05:12:57	04:50:35	10:20:35	3287.0

221.- Hannover 96 Triathlon (3,271.6 points)

IRONMAN - Age Groups - TriClub Results

Start #	Athlete	AG	Country				Time	AGR
1 973	Kristian Hoffmann	M30-34	 - DEU	00:12:43	05:29:19	04:13:05	10:10:46	3271.6

222.- SOTA TEAM DNEPR (3,266.4 points)

Start #	Athlete	AG	Country				Time	AGR
1 2119	Serhii Kabrel	M50-54	 - UKR	00:14:54	05:28:29	04:50:52	10:55:17	3266.4

223.- Etriatlon Team (3,248.8 points)

Start #	Athlete	AG	Country				Time	AGR
1 692	Eva Krejcirova	F40-44	 - CZE	00:12:17	06:43:56	04:58:02	12:08:57	3248.8

224.- Bicester Tri Club (3,243.4 points)

Start #	Athlete	AG	Country				Time	AGR
1 2168	Hugh Williams	M50-54	 - GBR	00:11:28	05:44:19	04:41:48	10:57:12	3243.4

225.- VO2MATT (3,240.4 points)

Start #	Athlete	AG	Country				Time	AGR
1 360	Kelsey Menard	F30-34	 - CAN	00:11:09	06:12:39	04:27:43	11:12:37	3240.4

226.- Leeds Bradford Tri Club (3,199.8 points)

Start #	Athlete	AG	Country				Time	AGR
1 1471	Jon Mewes	M40-44	 - GBR	00:13:36	05:37:43	04:19:38	10:28:56	3199.8

227.- Narrows Tri Club (3,184.4 points)

Start #	Athlete	AG	Country				Time	AGR
1 2537	Andrew Glenn	M60-64	 - GBR	00:11:48	05:38:08	06:07:14	12:15:55	3184.4

228.- Koa Sports (3,176.8 points)

Start #	Athlete	AG	Country				Time	AGR
1 1798	Simon Smallbone	M45-49	 - LUX	00:11:48	05:40:08	04:26:24	10:31:04	3176.8

229.- Triatlon klub Podgorica (3,140.2 points)

Start #	Athlete	AG	Country				Time	AGR
1 961	Milos Daric	M30-34	 - MNE	00:17:06	05:51:55	03:55:17	10:21:43	3140.2

230.- VALLEE DE MONTMORENCY TRIATHLON (3,138.0 points)

Start #	Athlete	AG	Country				Time	AGR
1 1425	Dinh-Dzuy Dileuth	M40-44	 - FRA	00:13:20	06:14:29	03:51:16	10:34:05	3138.0

231.- Exeter Triathlon Club (3,134.6 points)

Start #	Athlete	AG	Country				Time	AGR
1 2154	Martin Truman	M50-54	 - GBR	00:12:13	05:42:24	04:48:05	11:06:16	3134.6

232.- Drogheda Tri Club (3,129.0 points)

Start #	Athlete	AG	Country				Time	AGR
1 146	Robert Carr	M40-44	 - IRL	00:11:45	05:52:11	04:15:14	10:34:50	3129.0

IRONMAN - Age Groups - TriClub Results

233.- JusTTri (RU) (3,107.2 points)

Start #	Athlete	AG	Country				Time	AGR
1 621	Mariia Bazhina	F30-34	- RUS	00:14:19	06:00:32	04:53:00	11:23:43	3107.2

234.- RuLLeZteam (3,092.0 points)

Start #	Athlete	AG	Country				Time	AGR
1 1186	Roman Lotsman	M35-39	- RUS	00:11:25	05:37:52	04:32:42	10:36:50	3092.0

235.- 1morewatt (3,070.8 points)

Start #	Athlete	AG	Country				Time	AGR
1 1221	Mohamed Alrowaili	M35-39	- BHR	00:16:35	06:10:42	05:26:17	12:18:28	1872.4
2 390	Habib Ahmed	M30-34	- BHR	00:21:31	06:40:22	05:45:43	13:03:32	1198.4

236.- TRI60 GORILLAZ IRONTEAM (3,053.4 points)

Start #	Athlete	AG	Country				Time	AGR
1 2108	Enrico graziano Resmini	M50-54	- ITA	00:13:50	05:49:56	04:55:57	11:13:02	3053.4

237.- JUST GO Team Chile (3,021.4 points)

Start #	Athlete	AG	Country				Time	AGR
1 502	Claudio Zamorano	M50-54	- CHL	00:12:12	05:37:01	05:06:30	11:15:42	3021.4

238.- Club Triatlón Mezquita (3,018.4 points)

Start #	Athlete	AG	Country				Time	AGR
1 327	Eusebio Borrajo Lovera	M50-54	- ESP	00:09:34	05:35:32	05:18:02	11:15:57	3018.4

239.- Riada Triathlon Club (2,987.6 points)

Start #	Athlete	AG	Country				Time	AGR
1 2124	Nigel Bonar	M50-54	- IRL	00:13:10	06:13:52	04:33:00	11:18:31	2987.6

240.- Nenagh Triathlon Club (2,987.0 points)

Start #	Athlete	AG	Country				Time	AGR
1 2405	Noel O Meara	M55-59	- IRL	00:09:51	06:26:03	04:56:50	11:55:14	2987.0

241.- TSG Eppstein (2,985.8 points)

Start #	Athlete	AG	Country				Time	AGR
1 1740	Christian Sehorsch	M45-49	- DEU	00:12:22	05:43:42	04:35:56	10:46:59	2985.8

242.- Mölndal Outdoor IF (2,962.0 points)

Start #	Athlete	AG	Country				Time	AGR
1 1787	Erik Fernholm	M45-49	- SWE	00:10:43	05:30:13	04:52:59	10:48:58	2962.0

243.- PRO PATRIA ARC BUSTO ARSIZIO (2,961.2 points)

Start #	Athlete	AG	Country				Time	AGR
1 2127	piergiorgio getti	M50-54	- ITA	00:13:05	06:24:08	04:19:23	11:20:43	2961.2

244.- SIX FOURS TRIATHLON (2,950.2 points)

IRONMAN - Age Groups - TriClub Results

Start #	Athlete	AG	Country				Time	AGR
1 452	Nicolas Climent	M40-44	 - FRA	00:10:39	05:21:42	05:06:44	10:49:44	2950.2

245.- Riot Racing Club (2,940.8 points)

Start #	Athlete	AG	Country				Time	AGR
1 615	Jade Anstis	F30-34	 - GBR	00:11:22	05:48:54	05:18:49	11:37:35	2940.8

246.- Omagh Triathlon Club (2,936.8 points)

Start #	Athlete	AG	Country				Time	AGR
1 2137	Andrew Goodwin	M50-54	 - GBR	00:12:54	06:15:09	04:37:46	11:22:45	2936.8

247.- CLUB NATACIÓ SABADELL (2,935.4 points)

Start #	Athlete	AG	Country				Time	AGR
1 1492	ALBERT VALBUENA RODRIGUEZ	M40-44	 - ESP	00:10:19	05:43:12	04:41:31	10:50:58	2935.4

248.- Glenrothes Triathlon Club (2,906.8 points)

Start #	Athlete	AG	Country				Time	AGR
1 501	Andrew Sim	M50-54	 - GBR	00:25:41	06:05:49	04:36:15	11:25:15	2906.8

249.- Burntwood Triathlon Club (2,906.6 points)

Start #	Athlete	AG	Country				Time	AGR
1 1817	Gareth Pulman	M45-49	 - GBR	00:16:11	05:13:11	05:04:41	10:53:35	2906.6

250.- TRIATLO SANTA EULARIA (2,904.2 points)

Start #	Athlete	AG	Country				Time	AGR
1 1170	Toni Torres Planells	M35-39	 - ESP	00:15:23	05:29:55	04:51:24	10:52:29	2904.2

251.- St Neots Triathlon club - NiceTri (2,897.2 points)

Start #	Athlete	AG	Country				Time	AGR
1 776	Karen French	F50-54	 - GBR	00:18:09	06:33:53	05:43:27	12:51:47	2897.2

252.- Yüz Bin Kos (2,881.0 points)

Start #	Athlete	AG	Country				Time	AGR
1 1420	Burak Celet	M40-44	 - TUR	00:12:15	05:20:24	05:09:15	10:55:30	2881.0

253.- Skellefteå AIK CK (2,870.0 points)

Start #	Athlete	AG	Country				Time	AGR
1 205	Marie Louise Karlander	F55-59	 - SWE	00:13:17	06:06:05	06:14:05	12:49:47	2870.0

254.- TriSurrey (2,850.0 points)

Start #	Athlete	AG	Country				Time	AGR
1 477	Brad Lintern	M45-49	 - GBR	00:11:03	05:20:05	05:15:31	10:58:18	2850.0

255.- Cork Triathlon Club (2,806.6 points)

Start #	Athlete	AG	Country				Time	AGR
1 1208	Simon Keegan	M35-39	 - IRL	00:11:58	06:17:13	04:16:22	11:00:37	2806.6

IRONMAN - Age Groups - TriClub Results

256.- St Helens Tri (2,803.0 points)

Start #	Athlete	AG	Country				Time	AGR
1 2395	Paul Mcgregor	M55-59	 - GBR	00:13:48	06:07:33	05:30:08	12:10:34	2803.0

257.- Kalmar RC Triathlon (2,758.8 points)

Start #	Athlete	AG	Country				Time	AGR
1 1801	Pär Eriksson	M45-49	 - SWE	00:13:00	06:00:43	04:32:43	11:05:54	2758.8

258.- Tri-Lakeland (2,741.4 points)

Start #	Athlete	AG	Country				Time	AGR
1 2100	David Messenger	M50-54	 - GBR	00:15:18	06:09:03	05:00:32	11:39:02	2741.4

259.- Aubagne Triathlon (2,738.2 points)

Start #	Athlete	AG	Country				Time	AGR
1 1216	Adrien AUTHIER	M35-39	 - FRA	00:14:06	06:06:52	04:27:11	11:06:19	2738.2


260.- Triathlon Vereniging Roermond (2,733.6 points)

Start #	Athlete	AG	Country				Time	AGR
1 2390	Rob Rietbroek	M55-59	 - NLD	00:09:53	05:09:19	06:46:20	12:16:21	2733.6

261.- TRIATHL'AIX (2,723.2 points)

Start #	Athlete	AG	Country				Time	AGR
1 2107	François Maison	M50-54	 - FRA	00:14:04	06:00:18	05:09:42	11:40:33	2723.2

262.- USC Austria (2,718.2 points)

Start #	Athlete	AG	Country				Time	AGR
1 488	Bernhard McDowell	M45-49	 - AUT	00:11:02	05:44:40	04:57:48	11:09:17	2718.2

263.- Longford Triathlon Club (2,715.4 points)

Start #	Athlete	AG	Country				Time	AGR
1 1468	Jerome Tully	M40-44	 - IRL	00:12:05	05:48:32	04:53:46	11:09:18	2715.4

264.- Raufoss og Gjøvik SK - Triathlon (2,711.4 points)

Start #	Athlete	AG	Country				Time	AGR
1 2402	Jan tore Karlsen	M55-59	 - NOR	00:14:39	06:22:09	05:25:48	12:18:12	2711.4

265.- COMPEX (2,673.0 points)

Start #	Athlete	AG	Country				Time	AGR
1 1488	Johann Mendes	M40-44	 - FRA	00:15:06	06:02:53	04:35:01	11:12:50	2673.0

265.- Tavistock Triathlon Club (2,673.0 points)

Start #	Athlete	AG	Country				Time	AGR
1 734	Elizabeth Vernon	F45-49	 - GBR	00:11:32	05:45:46	05:24:44	11:34:20	2673.0

267.- GOODWILL RUNNERS (2,672.4 points)

IRONMAN - Age Groups - TriClub Results

Start #	Athlete	AG	Country				Time	AGR
1 2409	orlando diaz gutierrez	M55-59	 - COL	00:18:32	06:36:35	05:09:22	12:21:27	2672.4

268.- Triathlon Team Doctor Bike (2,605.2 points)

Start #	Athlete	AG	Country				Time	AGR
1 1429	Marco Bianchi	M40-44	 - ITA	00:14:27	06:23:07	04:24:56	11:18:29	2605.2

269.- 4M Tri Club (2,598.2 points)

Start #	Athlete	AG	Country				Time	AGR
1 1833	Michail Mourtzis	M45-49	 - GRC	00:10:38	06:08:34	04:43:22	11:19:17	2598.2

270.- Absolute Tri (2,585.8 points)

Start #	Athlete	AG	Country				Time	AGR
1 540	Richard Walker	M60-64	 - GBR	00:13:00	06:41:55	05:54:12	13:05:48	2585.8

271.- Triatlon Universitario de Madrid (2,580.0 points)

Start #	Athlete	AG	Country				Time	AGR
1 2103	JESUS ROLDAN FERNANDEZ	M50-54	 - ESP	00:14:40	06:23:25	04:52:54	11:52:29	2580.0

272.- DragonTri (2,579.8 points)

Start #	Athlete	AG	Country				Time	AGR
1 1486	John Price	M40-44	 - GBR	00:09:09	06:02:10	04:53:46	11:20:36	2579.8

273.- IK Fyris Triathlon (2,546.4 points)

Start #	Athlete	AG	Country				Time	AGR
1 1803	Daniel Schön	M45-49	 - SWE	00:11:22	05:09:53	05:48:51	11:23:36	2546.4

274.- Brighton Tri Club (2,532.8 points)

Start #	Athlete	AG	Country				Time	AGR
1 474	Rolando Hutchinson	M45-49	 - GBR	00:11:00	05:32:26	05:24:37	11:24:44	2532.8

275.- BEAUMONT TRIATHLON (2,528.2 points)

Start #	Athlete	AG	Country				Time	AGR
1 1825	Nicolas EMERY	M45-49	 - FRA	00:11:26	05:44:38	05:18:29	11:25:07	2528.2

276.- Saint Raphael Triathlon (2,496.2 points)

Start #	Athlete	AG	Country				Time	AGR
1 2400	Jean Christophe Lemaire	M55-59	 - FRA	00:13:43	06:07:49	05:54:20	12:36:08	2496.2

277.- TriDubai (2,486.0 points)

Start #	Athlete	AG	Country				Time	AGR
1 2530	Julian Hawkins	M60-64	 - GBR	00:13:48	06:13:03	06:28:49	13:14:07	2486.0

278.- Club triatlo Salou (2,456.6 points)

Start #	Athlete	AG	Country				Time	AGR
1 979	Adria Orga Marcos	M30-34	 - ESP	00:13:30	06:02:41	04:47:21	11:18:41	2456.6

IRONMAN - Age Groups - TriClub Results

279.- Unstoppable Sport Club (2,442.0 points)

Start #	Athlete	AG	Country				Time	AGR
1 954	Cristian ?otropa	M30-34	 - ROU	00:14:11	06:19:53	04:25:09	11:19:54	2442.0

280.- Chorley Cycling Club (2,439.6 points)

Start #	Athlete	AG	Country				Time	AGR
1 785	Fran Walker	F50-54	 - GBR	00:12:55	06:44:44	06:16:12	13:29:55	2439.6

281.- Club Triatlon Tripto (2,434.8 points)

Start #	Athlete	AG	Country				Time	AGR
1 1209	Cristo Javier Fumero Expósito	M35-39	 - ESP	00:12:11	06:23:36	04:41:33	11:31:36	2434.8

282.- Carlow Triathlon Club (2,397.4 points)

Start #	Athlete	AG	Country				Time	AGR
1 2162	Stephen Murphy	M50-54	 - IRL	00:12:16	06:17:09	05:14:26	12:07:42	2397.4

283.- Mersey Tri (2,390.2 points)

Start #	Athlete	AG	Country				Time	AGR
1 2538	Peter Heron	M60-64	 - GBR	00:12:53	06:56:28	05:55:43	13:22:06	2390.2





284.- Rossendale Tri Club (2,350.2 points)

Start #	Athlete	AG	Country				Time	AGR
1 2123	Grant Gurnsey	M50-54	 - GBR	00:15:15	05:55:23	05:35:54	12:11:38	2350.2



285.- Peaks Coaching Group Brasil (2,336.4 points)

Start #	Athlete	AG	Country				Time	AGR
1 412	Cesar Garcia Pavão	M35-39	 - BRA	00:09:47	05:20:25	05:54:45	11:39:48	2336.4

286.- TRT Remchingen (2,258.6 points)

Start #	Athlete	AG	Country				Time	AGR
1 368	Daniela Eichinger	F45-49	 - DEU	00:15:29	06:00:17	05:31:36	12:08:52	2258.6

287.- Triathlonfuchse Osterburg (2,243.6 points)

Start #	Athlete	AG	Country				Time	AGR
1 2388	Karsten Thiede	M55-59	 - DEU	00:15:01	05:45:38	06:38:56	12:57:11	2243.6

288.- MSC Tri Club (2,227.6 points)

Start #	Athlete	AG	Country				Time	AGR
1 1786	Paul McGee	M45-49	 - IRL	00:12:28	05:47:17	05:32:12	11:50:10	2227.6

289.- Gladius Kirkkonummi (2,205.0 points)

Start #	Athlete	AG	Country				Time	AGR
1 2150	Tommi Pastinen	M50-54	 - FIN	00:15:15	06:28:24	05:18:33	12:23:44	2205.0

290.- Brussels Triathlon Club (2,187.2 points)

IRONMAN - Age Groups - TriClub Results

Start #	Athlete	AG	Country				Time	AGR
1	593 Carolina Corcuera Figueras	F18-24	 - ESP	00:12:25	06:27:38	05:59:19	12:53:31	2187.2

291.- Skyrunning Adventure A.S.D. (2,133.8 points)

Start #	Athlete	AG	Country				Time	AGR
1	1766 Luca Terenzini	M45-49	 - ITA	00:13:55	05:48:55	05:32:23	11:57:59	2133.8

292.- triathlon team brianza (2,121.0 points)

Start #	Athlete	AG	Country				Time	AGR
1	2106 Riccardo Galbiati	M50-54	 - ITA	00:12:36	06:49:55	05:06:14	12:30:44	2121.0

293.- Rouen Triathlon (2,078.4 points)

Start #	Athlete	AG	Country				Time	AGR
1	777 Florence Vallée	F50-54	 - FRA	00:23:29	07:18:51	05:59:12	14:00:01	2078.4

294.- London Frontrunners (2,059.4 points)

Start #	Athlete	AG	Country				Time	AGR
1	1469 Alex Hellier	M40-44	 - GBR	00:15:59	06:27:50	04:55:16	12:03:58	2059.4

295.- IRONLARIO TRIATHLON CLUB (2,037.2 points)

Start #	Athlete	AG	Country				Time	AGR
1	2144 Marco Arnaboldi	M50-54	 - ITA	00:14:20	06:09:14	05:53:31	12:37:43	2037.2

296.- Tri Northumberland (2,006.2 points)

Start #	Athlete	AG	Country				Time	AGR
1	657 Anita Brabazon	F35-39	 - GBR	00:31:43	07:21:22	05:35:01	13:46:13	2006.2

297.- TRIBOOST (1,975.8 points)

Start #	Athlete	AG	Country				Time	AGR
1	107 Almudena Casas	F30-34	 - ESP	00:11:45	06:36:07	05:58:53	12:58:00	1975.8

298.- Dunmow Tri (1,973.2 points)

Start #	Athlete	AG	Country				Time	AGR
1	2414 Phil Elms	M55-59	 - GBR	00:22:03	06:15:15	06:16:14	13:19:43	1973.2

299.- Bergen Triathlon Club (1,929.8 points)

Start #	Athlete	AG	Country				Time	AGR
1	1215 Stian Revheim	M35-39	 - NOR	00:13:14	05:55:23	05:49:38	12:13:41	1929.8

300.- Tri Limits (1,924.0 points)

Start #	Athlete	AG	Country				Time	AGR
1	2109 RAYMOND GILLESPIE	M50-54	 - GBR	00:21:27	06:37:01	05:30:39	12:47:09	1924.0

301.- GD Pioneer Triathlon Club (1,886.0 points)

Start #	Athlete	AG	Country				Time	AGR
1	624 Ling Li	F30-34	 - CHN	00:19:34	07:10:00	05:14:16	13:05:29	1886.0

IRONMAN - Age Groups - TriClub Results

302.- CN Mataro (1,878.8 points)

Start #	Athlete	AG	Country				Time	AGR
1 1489	Jose Gallardo Alonso	M40-44	 - ESP	00:11:09	06:33:41	05:17:47	12:19:01	1878.8

303.- Team B3 (1,869.0 points)

Start #	Athlete	AG	Country				Time	AGR
1 369	Maria Kling	F45-49	 - SWE	00:16:19	07:03:58	05:02:45	12:41:20	1869.0

304.- Cobh Triathlon Club (1,864.6 points)

Start #	Athlete	AG	Country				Time	AGR
1 1815	Mark O Callaghan	M45-49	 - IRL	00:13:37	06:38:51	05:01:58	12:20:25	1864.6

305.- Salt Lake Tri Club (1,843.8 points)

Start #	Athlete	AG	Country				Time	AGR
1 374	Alicia Brillon	F50-54	 - USA	00:11:54	07:06:41	06:37:08	14:19:34	1843.8

306.- TRISudbury (1,842.4 points)

Start #	Athlete	AG	Country				Time	AGR
1 731	Sarah Edwards	F45-49	 - GBR	00:15:33	06:18:42	05:50:04	12:43:33	1842.4

307.- Silkeborg Motion-Tri-klub (1,824.0 points)

Start #	Athlete	AG	Country				Time	AGR
1 2398	Morten Vestergaard	M55-59	 - DNK	00:16:24	06:49:18	06:01:21	13:32:09	1824.0

308.- blueseventy racing (1,787.8 points)

Start #	Athlete	AG	Country				Time	AGR
1 787	Elena Ibarra	F50-54	 - USA	00:14:56	07:44:43	06:02:00	14:24:14	1787.8

309.- INVICTUS TRIATHLON CLUB (WIGAN) (1,785.4 points)

Start #	Athlete	AG	Country				Time	AGR
1 1477	Scott Bennett	M40-44	 - ESP	00:12:42	06:20:36	05:38:03	12:26:48	1785.4

310.- Northwest Triathlon Club (1,759.0 points)

Start #	Athlete	AG	Country				Time	AGR
1 1459	Patrick Mc Laughlin	M40-44	 - IRL	00:12:43	07:04:26	04:55:57	12:29:00	1759.0

311.- Athy Triathlon Club (1,738.0 points)

Start #	Athlete	AG	Country				Time	AGR
1 1827	Colin Mulkerrins	M45-49	 - IRL	00:14:26	06:17:44	05:34:14	12:30:58	1738.0

312.- Portmarnock Triathlon Club (1,712.4 points)

Start #	Athlete	AG	Country				Time	AGR
1 1779	Colm Costelloe	M45-49	 - IRL	00:15:01	06:03:52	05:57:08	12:33:06	1712.4

313.- Team Trident (1,707.2 points)

IRONMAN - Age Groups - TriClub Results

Start #	Athlete	AG	Country				Time	AGR
1 1438	Ross Cousins	M40-44	- GBR	00:12:55	06:31:40	05:29:00	12:33:19	1707.2

314.- Ticotlon Costa Rica (1,704.4 points)

Start #	Athlete	AG	Country				Time	AGR
1 1432	Arturo Orozco	M40-44	- CRI	00:12:34	06:29:02	05:21:27	12:33:33	1704.4

315.- Tri Bramley Baths (1,669.6 points)

Start #	Athlete	AG	Country				Time	AGR
1 1173	Martin Cloudsdale	M35-39	- GBR	00:18:30	06:39:33	05:22:24	12:35:22	1669.6

316.- NYP TRI CLUB (1,646.8 points)

Start #	Athlete	AG	Country				Time	AGR
1 1191	Paul Bennett	M35-39	- GBR	00:12:53	07:00:27	05:06:58	12:37:16	1646.8

317.- Berck Opale Sud Triathlon (1,612.8 points)

Start #	Athlete	AG	Country				Time	AGR
1 1822	Jean-Marc LAMBLIN	M45-49	- FRA	00:10:05	06:20:02	05:49:14	12:41:24	1612.8

318.- Team Trelleborg Triathlon (1,588.4 points)

Start #	Athlete	AG	Country				Time	AGR
1 2114	Thomas Bauer	M50-54	- SWE	00:14:25	07:08:02	05:28:58	13:15:07	1588.4

319.- Lyatskiy Team (1,520.6 points)

Start #	Athlete	AG	Country				Time	AGR
1 1466	Denis Kim	M40-44	- RUS	00:10:52	07:18:34	05:02:55	12:48:52	1520.6

320.- KSA Triathlon Club (1,481.8 points)

Start #	Athlete	AG	Country				Time	AGR
1 1474	Rakan Nazer	M40-44	- SAU	00:13:45	06:13:46	06:06:22	12:52:06	1481.8

321.- Tritraining (1,437.4 points)

Start #	Athlete	AG	Country				Time	AGR
1 1162	Joan Marc Ramon Cordero	M35-39	- ESP	00:11:29	06:24:02	06:00:41	12:54:43	1437.4

322.- Malvern Triathlon Club (1,403.2 points)

Start #	Athlete	AG	Country				Time	AGR
1 736	Lorraine Brooks	F45-49	- GBR	00:14:19	07:00:20	05:37:03	13:20:09	1403.2

323.- Loughborough Triathlon (1,311.0 points)

Start #	Athlete	AG	Country				Time	AGR
1 870	Alexander Stannard	M25-29	- GBR	00:11:20	06:37:23	06:02:19	13:09:46	1311.0

324.- Avon Valley Triathletes (1,234.6 points)

Start #	Athlete	AG	Country				Time	AGR
1 1826	Chris Walford	M45-49	- GBR	00:15:28	06:56:45	05:41:26	13:12:55	1234.6

IRONMAN - Age Groups - TriClub Results




325.- Hillingdon Triathletes (1,113.8 points)

Start #	Athlete	AG	Country				Time	AGR
1 1804	Russell Taylor	M45-49	 - GBR	00:11:31	06:40:42	06:18:44	13:22:59	1113.8

326.- JBR Run & Tri Club (1,034.2 points)

Start #	Athlete	AG	Country				Time	AGR
1 2142	Jamie Simmons	M50-54	 - GBR	00:11:13	07:06:22	06:24:40	14:01:18	1034.2

327.- Bahrain Triathlon Club (1,014.2 points)

Start #	Athlete	AG	Country				Time	AGR
1 2169	Kay Patrick Schöbel	M50-54	 - DEU	00:18:39	06:44:43	06:38:26	14:02:58	1014.2

328.- Hantspol Tri (1,000.0 points)

Start #	Athlete	AG	Country				Time	AGR
1 972	Chris Whalley	M30-34	 - GBR	00:11:32	06:57:30	06:34:09	14:00:31	1000.0

328.- Sheffield Triathlon (1,000.0 points)

Start #	Athlete	AG	Country				Time	AGR
1 1768	Robin Wood	M45-49	 - GBR	00:12:36	07:38:54	05:53:02	14:02:18	1000.0

328.- TUC TRIATHLON (1,000.0 points)

Start #	Athlete	AG	Country				Time	AGR
1 730	Priscilla Deegan	F45-49	 - IRL	00:17:49	07:35:51	05:40:13	14:03:00	1000.0

328.- BakuTriClub (1,000.0 points)

Start #	Athlete	AG	Country				Time	AGR
1 1499	Firdovsi Karimov	M40-44	 - AZE	00:14:40	06:41:35	06:44:03	14:03:33	1000.0

328.- Chantilly Triathlon (1,000.0 points)

Start #	Athlete	AG	Country				Time	AGR
1 980	Sébastien DENIS	M30-34	 - FRA	00:13:18	07:49:12	05:46:49	14:04:10	1000.0

328.- SG Wasserratten Norderstedt e.V. (1,000.0 points)

Start #	Athlete	AG	Country				Time	AGR
1 2120	Jan Matthies	M50-54	 - DEU	00:11:53	06:23:25	07:11:16	14:11:04	1000.0

328.- IS Göta friidrott & triathlon (1,000.0 points)

Start #	Athlete	AG	Country				Time	AGR
1 2143	Stefan Lidén	M50-54	 - SWE	00:15:21	07:14:35	06:42:37	14:41:09	1000.0