



## Agenda

- Breakfast – 8:00am – 8:30am
- Umpire Clinic – 8:30am – 10:15am
- Rookie Clinic – 10:15am – 11:00am





NO ONE NOTICES  
YOUR DEDICATION

NO ONE NOTICES  
YOUR TIME TRAINING

NO ONE NOTICES  
YOUR PRESSED  
UNIFORM

BUT IF THEY THINK YOU MISS A CLOSE CALL AT SECOND ON A  
SLIDE THEY THINK THEY CAN SEE FROM 200' AWAY, YOU ARE  
A-PIECE OF \$#!T

**PROUD MEMBER OF THE UMPIRING COMMUNITY**

NO ONE NOTICES YOU  
ARE EARLY EVERY GAM


NO ONE KNOWS HOW  
YOU FEEL WHEN YOU  
KICK A CALL AND KNOW

NO ONE SEES THAT  
YOU HAVE A LIFE OFF  
THE FIELD

# USA SOFTBALL™



# USA SOFTBALL™



# USA SOFTBALL™



www.doubleaasports.com

Home

Leagues

Fields / Rules

Tournaments

Sports Store

Free Agents

Registration

Umpires

More +

click to go to 'Umpire Page'

Umpires

Umpire Clinic

Umpire Class

Important Rules

Pitching Rules

USA Softball



# THE OFFICIAL SITE OF DOUBLE AA SPORTS THE LEADER IN SOFTBALL LEAGUES & TOURNAMENTS

**SPRING SUNDAY  
OPENING DAY APRIL  
7TH**

**29 21 19 26**  
DAYS HOURS MINUTES SECONDS



**MARCH 30TH -  
GARFIELD MENS  
KICKOFF TOURNEY**

**21 21 19 26**  
DAYS HOURS MINUTES SECONDS

Double AA Sports will run 16 Softball Tournaments in 2019  
• January 19th - Waldwick - Winter Men's Indoor - 4GG  
• February 23rd - Waldwick - Winter Men's Indoor - 4GG  
• March 30th - Garfield - Men's Kickoff - 3GG  
• April 6th - Garfield - Co-Ed Kickoff - 3GG

**APRIL 6TH - GARFIELD  
CO-ED KICKOFF**



Umpire Manual – LINK

<https://www.teamusa.org/usa-softball/umpires/umpire-manual>

Umpire Exam





## Successful Umpires have certain common qualities

- 1 – A thorough knowledge of the rules
- 2 – Effective communications skills both verbal & listening
- 3 – Effective game management, self control, and a current knowledge of USA softball mechanics





## Bergen County USA Expectations

1 – ASA / USA Attire

2 – Rules

3 – On-Time

4 – Strike Zone

5 – Hustle

6 – Judgment Calls

7 – Checking Bats

8 – Social Media





### USA Softball Non-Approved Bat List with Certification Marks

3/8/2019

Bass	Quake		Combat	VIRSP3 Lady Virus		Easton	SCN1	
Easton	SCN11BH		Easton	SCN1B		Easton	SCN2B	
Easton	SCN3		Easton	SCN4B		Easton	SCN5	
Easton	SCN5B		Easton	SCN6B		Easton	SCN7	
Easton	SCN7B		Easton	SCN8		Easton	SCN8B	
Easton	SCN9		Easton	SCX14		Easton	SCX14B	
Easton	SCX2 Synergy		Easton	SCX22 Synergy 2		Easton	SCX24B	
Easton	SCX3		Louisville Slugger	FP136		Louisville Slugger	FP136B	
Louisville Slugger	FP1369		Louisville Slugger	FPC305 Catalyst (-8)		Louisville Slugger	SB304	
Louisville Slugger	SB34 Genesis		Louisville Slugger	SB404		Louisville Slugger	SB73V TPS Voltage	
Miken	MSF Freak		Miken	MSU Ultra		Miken	MSU2 Ultra II	
Miken	MSUM Ultra Maxload		Nokona	Tomahawk		Schutt	Red/Silver Schutt Bat	
Worth	EST9		Worth	QESTFP		Worth	SBWK(Wicked)	
Worth	SBWKA		Worth	WWSC Wicked Comp. (SP Only)		Worth	WWSCA	

### USA Softball Non-Approved Bat List with Certification Marks

3/8/2019

Worth	XEST9X		Worth	XGold		Worth	XPST4	
Worth	XRed		Worth	XWICKX Wicked (SP Only)				



**State - Local Tournaments**

**Nationals - Labor Day Weekend**





If only one umpire is assigned, his duties and jurisdictions will extend to all points. The umpire's starting position for each pitch should be from behind the plate. On each batted ball or play that develops, the umpire must move out from behind the plate and into the infield to obtain the best position for any play that develops.

**O** - Only you are calling the game

**N** - Nobody is there to help

**E** - Every call must be yours

**U** - Understand the players and the game

**M** - Mechanics and Hustle

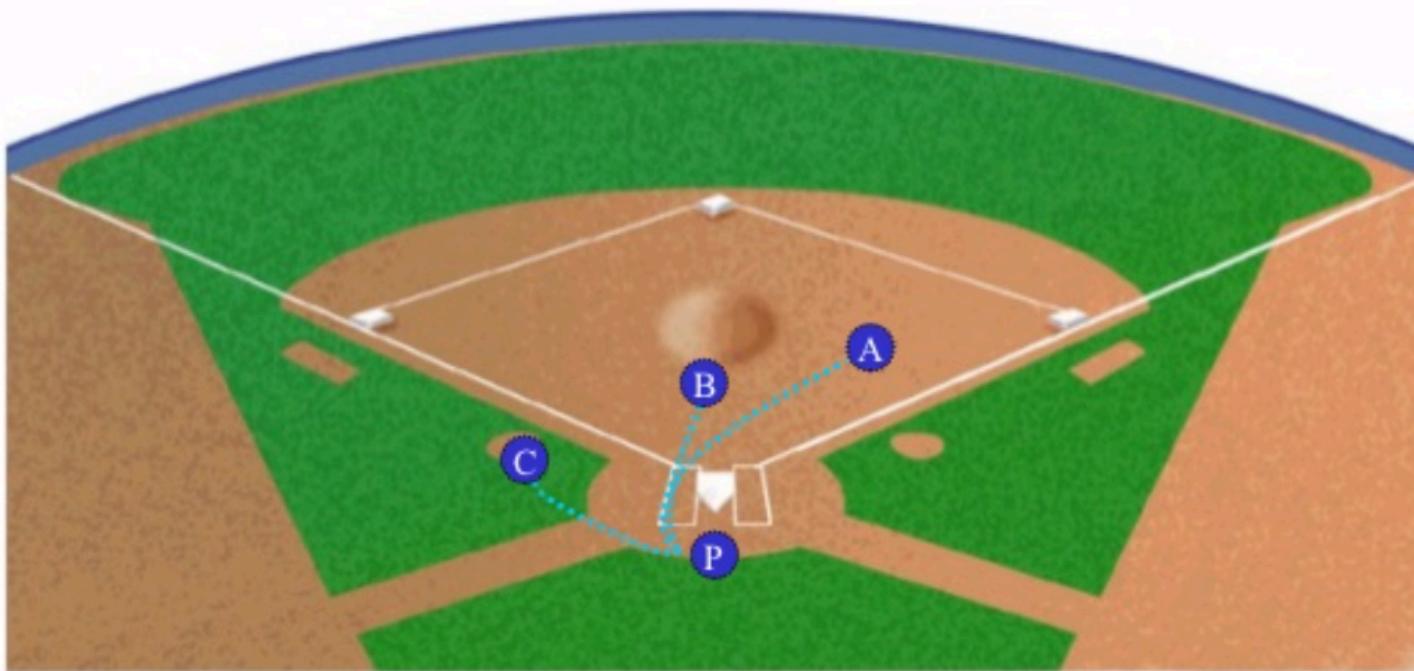
**P** - Priorities

**I** - Infield is where the calls are made

**R** - Read the players to help make the call

**E** - End the game with good out

SINGLE UMPIRE - GROUND BALL TO INFIELD



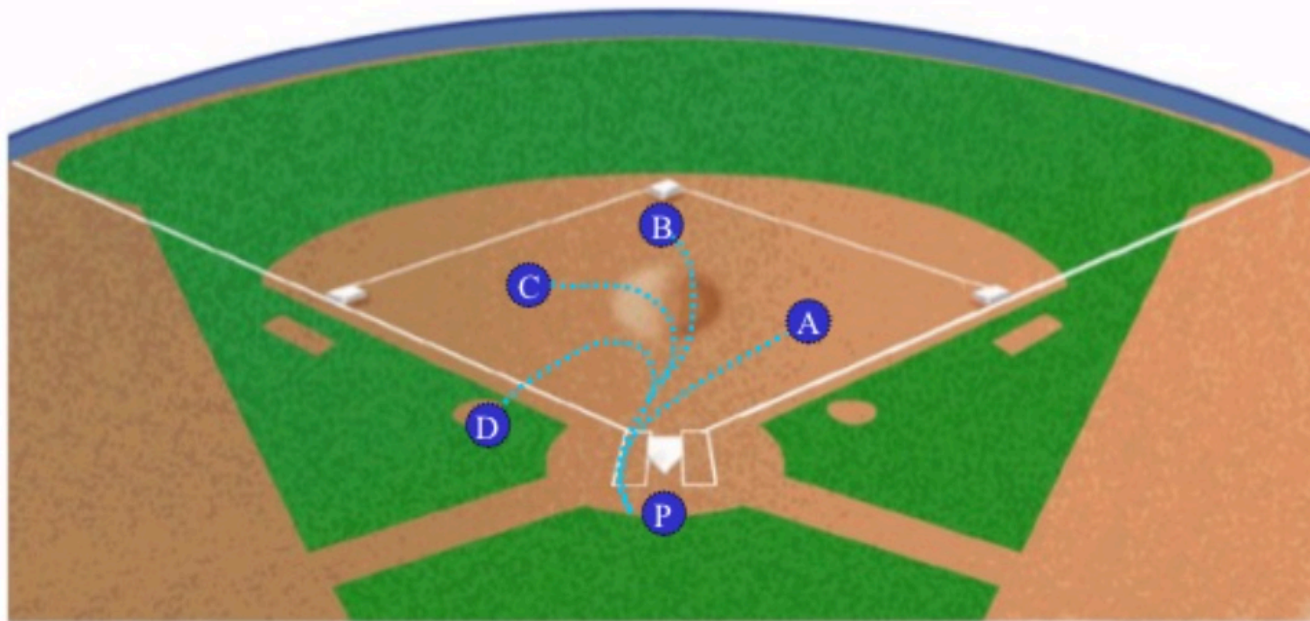
A. No Runners on base.

B. Runners on 1st base or Runners on 1st and 2nd Base.

C. Bases Loaded.



## SINGLE UMPIRE - BASE HIT

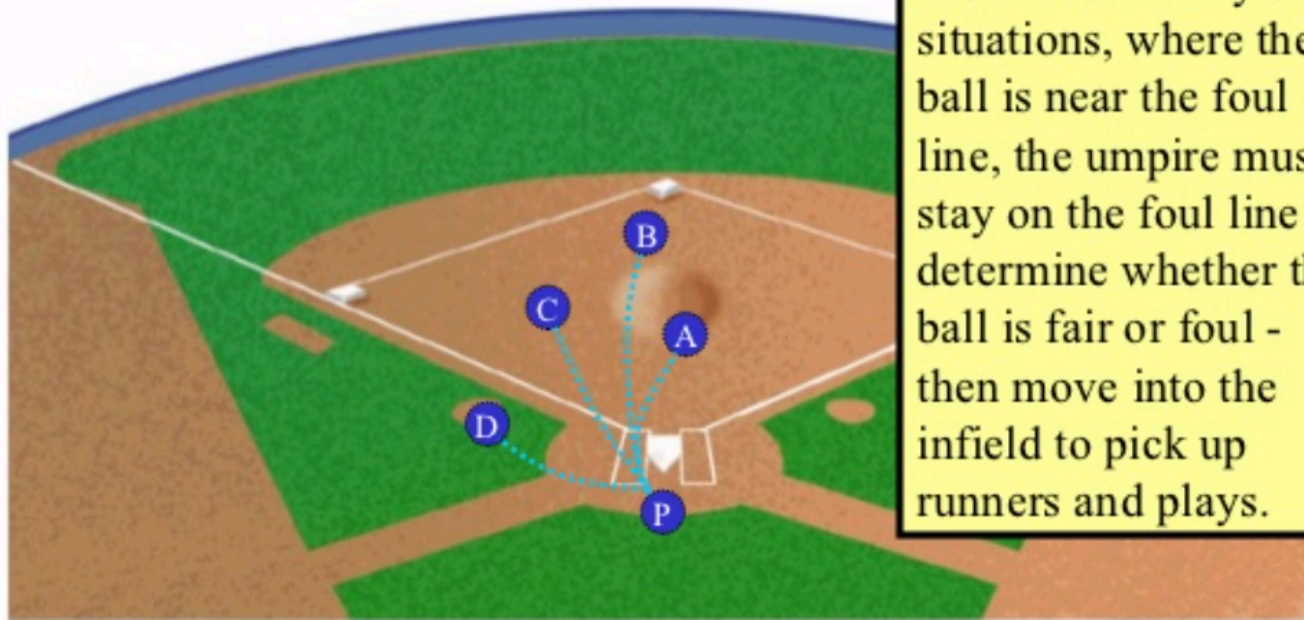


- A. No Runners - SINGLE.
- B. No Runners - DOUBLE.
- C. No Runners - TRIPLE
- D. No Runners - HOME RUN

NOTE: On all base hit situations, umpire must watch runner tag bases and be aware of position of the ball.



## SINGLE UMPIRE - FLY BALL SITUATIONS

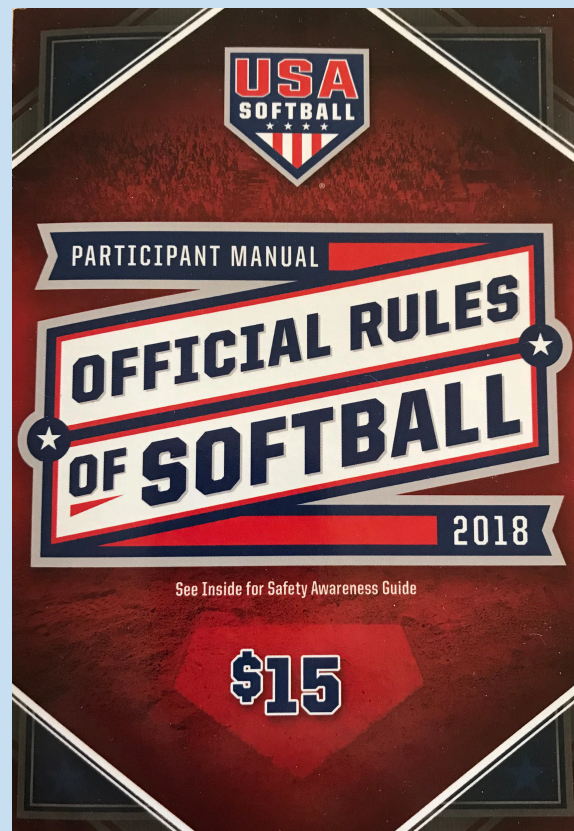


NOTE: On all fly ball situations, where the ball is near the foul line, the umpire must stay on the foul line to determine whether the ball is fair or foul - then move into the infield to pick up runners and plays.

- A. No Runners - Fly ball to infield or outfield and not near the foul line OR
- B. Runner on 1st Base, OR
- C. Runners on 1st or 2nd or 2nd Base only, move to a possible call at 3rd Base or to foul territory ahead of the lead runner for a possible play at home if necessary after the catch, OR
- D. Runners on 2nd and 3rd, or 1st and 3rd.



# Rules Discussion





# KNOW the rule so you can APPLY the rule

- Are Some Rules Easier to Apply than Others?
  - Ball/Strike?
  - Fair/Foul?
  - Catch/No Catch?
- Some Rules We KNOW Might Be Harder to Apply
  - Interference
  - Obstruction

**USA**  
**SOFTBALL™**

## **Interference** **Offense Does It**



Where Olympic Journeys Begin

**The act of an offensive player or team member, umpire or spectator that impedes, hinders, or confuses a defensive player attempting to execute a play.**

**Contact is not necessary.**





# What Happens Next With Interference?

- Immediate **Dead Ball**
- Someone is **Out** (possible exceptions for umpire/spectator interference)
- **Runners Return** to last base touched at time of Interference



# Obstruction – the **DEFENSE** does it

The act of a **defensive** team member:

- A. Who hinders or impedes a batter from striking at or hitting a pitched ball.
- B. Who **impedes the progress** of a runner or batter-runner who is legally running bases unless the fielder is:
  1. In possession of the ball
  2. In the act of fielding the ball





# Obstruction Award


An obstructed runner may not be called out between the two bases where obstructed, except for the following:

1. They safely obtain the base they would have been awarded and there is a subsequent play on a different runner
2. An act of interference
3. Passing another runner
4. Missing a base if properly appealed
5. Leaving a base before a fly ball is touched if properly appealed



## What Should You, the Umpire, **Think** and **Do**?

- Before the pitch look where a potential for obstruction might happen – so you're ready
  - **Runner coming into the plate**
  - **Run-down situations**
  - **Catcher close to plate**
- When you see it – **Signal delayed dead ball** – ALWAYS signal when you see it
- Make a judgment on **what base the player would reach** if not obstructed – so you can put them on the right base when it's over
- **Let the Play Finish** and make the proper award if necessary you might have to explain it





**March 10, 2019 - Bergen County USA Softball Umpires' Clinic**

**There are no changes for 2019 that affect local league play.**

**1. Insurance – Go to the Bollingers website if you need additional info. Umpires are covered for liability up to five million dollars should there be an injury during a game you are working. This is NOT health insurance but liability (protects umpires in the case of a lawsuit due to an injury to a player, coach, spectator, etc. ) This liability insurance is required by many towns in order to use their fields – to protect the town or rec department in lawsuits. If the 2 teams playing are both registered with USA Softball, you are covered. If they are not USA Softball registered for 2019, then umpires are not covered. Be aware.**



**2. Lightning sirens must be obeyed – if they are present near your field. Play is suspended for 30 minutes for each new strike of lightning that you see (or thunder that you hear.) When the sirens go off, stop play and wait somewhere out of the area. Maybe in your car.... Suggest that the teams do the same for at least 30 minutes, but we cannot force them to go to a safe area. You should go and be safe regardless of what they choose to do. After 15-20 minutes, if there is a new strike of lightning, the 30 minutes to suspend play begins again. This is a legal matter, so don't try to be the “good guy” and lose your house over it later.**



**3. Uniforms – are for sale today. Uniforms should be clean. Check all of your equipment before the season starts. Don't get hurt due to faulty (or old) safety equipment. Navy shorts with white socks for slow pitch games. Grey long pants for ALL fast pitch games. Keep both in your car if it is a 2 man game....just in case.**





**4. Please do not help any catcher with any equipment at any time ! Call time and make the coach do it. Keep after the youth coaches to get the catchers ready for the next half inning. It costs a lot of time waiting for them to get dressed in between innings. Keep reminding coaches.**



**5. Dead ball management:** There are some good things about having dead ball time. It gives you a couple of seconds to think before you make a ruling or say anything aloud. Some examples of dead ball time and rulings are :



**A) the throw from the SS or 3<sup>rd</sup> baseman flies past the 1<sup>st</sup> baseman, over the fence or past the imaginary dead ball line. First thing is to raise your arms over head and shout dead ball. Then you award the correct bases to the batter and all other runners. It is TWO bases from the time the throw was RELEASED from the thrower's hand. You need to be aware of where the runners were. Just because a runner is fast (or slow), he/she does not get more or less than 2 bases from the release of the throw. I still get coaches and players saying the runner was already past third base when the ball bounced into the woods, the brook, the area behind the fence, etc. It doesn't matter if the batter runner fell to the ground 2 steps out of the box. He/she will still be AWARDED 2 bases (meaning 2<sup>nd</sup> base.) A foul ball is always dead if it is not caught on a fly. A tipped ball at the plate which is not caught cleanly by the catcher is dead and foul. No stealing is allowed on that foul ball call. Send any runners back.**



- B) Another dead ball situation is a throw on a batted ball that **HITS** a runner who is running legally and then bounces into dead ball area. The award here is **ONE** base. This most often happens at **3<sup>rd</sup>** base. If the thrown ball hits a batter runner who is running in fair territory near first base, the runner is to be called **OUT** – dead ball.**
- C) Dead ball on interference calls – runners **HAVE TO** get out of the way of the defense when the defense is trying to make a play on a batted ball. No contact is necessary. Hindering, confusing or banging into a fielder – it’s all the same. **INTERFERENCE. DEAD BALL.** All other runners get sent back to the base they had at the time of the interference. This is probably the toughest call we have to make. Get your arms up overhead and shout loudly “dead ball !” We have to protect the defense in these instances. **CONTACT** is not necessary.**



**D) It's a dead ball after every pitch in slow pitch games. Coaches in/near the boxes have to get out of the way on pop ups that may be caught by the defense. If they don't get out of the way and a player could have caught it, it is interference, dead ball and the batter is out.**

**E) When a pitch is thrown and it goes through, over or behind the backstop - this is a dead ball and runners each get ONE base from where they were at the time of the pitch. The pitch itself is to be called whatever it was (ball or strike.) Do not award two bases if a pitch goes into dead ball area.**




**F) Dead ball when the batter gets hit with a pitch in fast pitch. Award first base. No one else moves unless forced by the batter. The batter's hands are part of her...not part of the bat. If a batter gets hit in the hands on a pitch – off to first base. The only time you don't send the batter to first on this is if the batter swung at the pitch and got hit in the hands as she swung. Then it is a dead ball and a strike (no stealing allowed.)**



**G) It's a dead ball if the batter has ANY part of his or her foot on the plate and makes contact with a pitch (fair or foul.) Batter is to be called OUT !**

**H) On a catch and carry – the batter is out but all runners are awarded ONE base from when the ball was carried into dead ball area.**

**I) Of course – on an injury – call time out (dead ball.) Safety first all the time.**




**6. Coaches get 3 visits to the defense (whether the pitcher is involved or not) in a 7 inning game. On the 4<sup>th</sup> visit, the pitcher is removed from pitching (by the umpire) for the rest of that game. She/he may play elsewhere on defense, but no more pitching in that game.**

**7. Please remember that EVERY PLAYER can go in, then come out, then go back into a game. Once a player leaves the game for SECOND time, he/she is done for that game. The line up is sacred ! Don't let them mess it up if you can briefly assist.**



**8. In high school games, the umpires do not have to check equipment any longer. In USA Softball, the umpires must check the equipment before every game. The NOCSAE stamps should be found in 2 places on every batter's helmet (on the face guard and back of helmet.) Don't get sued. Check the equipment. Throw out any bat or helmet that is not legal according to the rule book. NO donuts allowed on bats in USA games. Make sure that bats have legal rubber or taped grips...not stripped away showing bare metal, for example.**



**9. We have to watch all runners touch (or miss) bases so we can make a ruling if the defense appeals.**


**10. Does the run score ????**

**Bad tag ups are different than a missed base that a runner was forced to. These infractions always have to be appealed by the defense. We say nothing unless there is a proper appeal.**



## 11. What does the pitcher “simulating” taking a signal mean? (Philosophy)

Rule 6A Section 1 reviews the preliminaries of a legal pitch. Part of this rule was written to ensure that a pitcher does not quick pitch to a batter. We have seen the traditional way a pitcher receives a signal from the catcher has evolved over the years. Now, pitchers often receive signals from coaches and or catchers even before stepping onto the pitcher’s plate. This act is legal, as the pitcher has not violated any rule yet. Before starting the delivery (pitch), the pitcher shall comply with the following actions that are related to simulating taking a signal. The purpose of having the pitcher take, or simulate taking a signal, is to have the pitcher step on the pitching plate and stop before bringing her hands together.



We don't care who the pitcher takes her signals from.....but she MUST stop on the rubber before bringing the hands together to begin the pitch. She can't just walk onto the rubber and keep moving toward the plate to throw. Make the pitchers STOP on the rubber .

***\*\*\*\* In HS rules as of 2019, an illegal pitch means the umpire awards a ball to the batter. Runners do NOT advance a base any longer.***

***In USA Softball rules, a ball is awarded to the batter on an illegal pitch AND the runners are all still advanced one base. This is a BIG DIFFERENCE. Be aware of this difference in rules when coaches try to tell you otherwise this year.***



**1. Appeal plays are a unique part of the game initiated by the offended team.**

**a. Appeals include:**

1. Batting out of order
2. A runner missing a base or touching the wrong portion of the double base - if a play is being made
3. Attempting to advance to 2B after overrunning 1B
4. A base runner leaving too soon on a caught fly ball

**b. Appeals may be made:**

1. During a live ball or dead ball
2. Prior to the next pitch
3. Before the defense has left the field
4. Before the umpires leave the field at the end of the game.

