

Linking Multiple Accounts to Receive The Same Messages

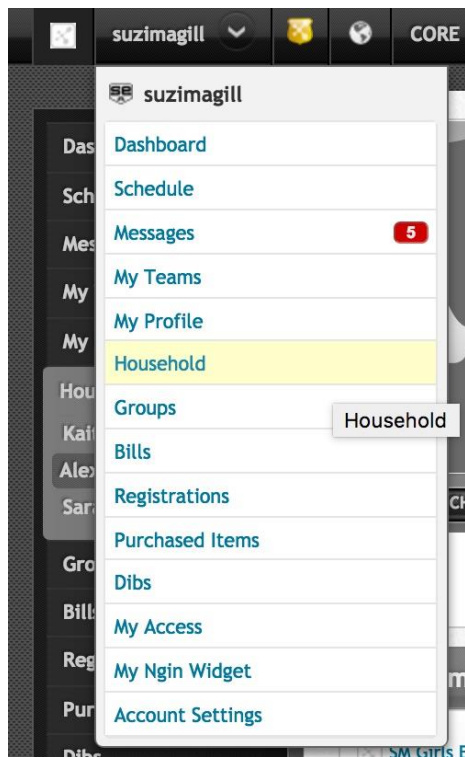
[Click here](#) for a video about linking SportsEngine Accounts.

You may want more than one person to receive the same messages sent from a player's team. You can do this by linking another SportsEngine account to the athlete's profile. By doing so, the linked account will receive a copy of all messages sent to the athlete. This would be helpful if a parent has a separate SportsEngine account from their athlete and would like to receive all messages sent to the athlete. Also, this would be helpful in situations where parents are in different households and both need to receive the same communications.

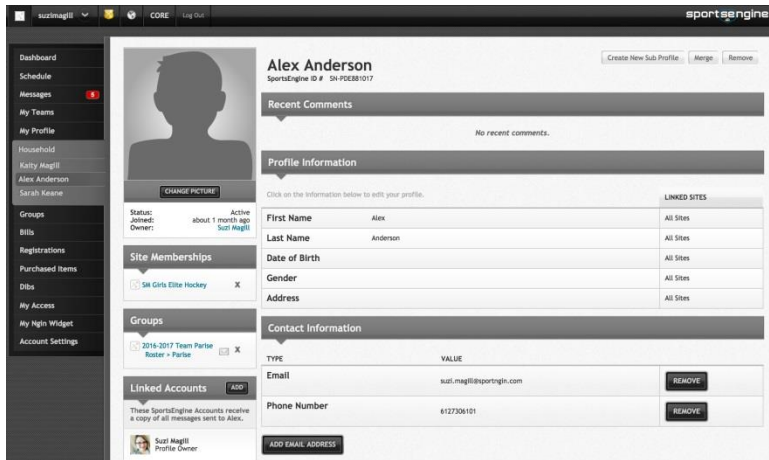
Note: To add a **non-member's email address** to your profile so they receive emails from the team, [click here](#).

How to Link an additional SportsEngine Account

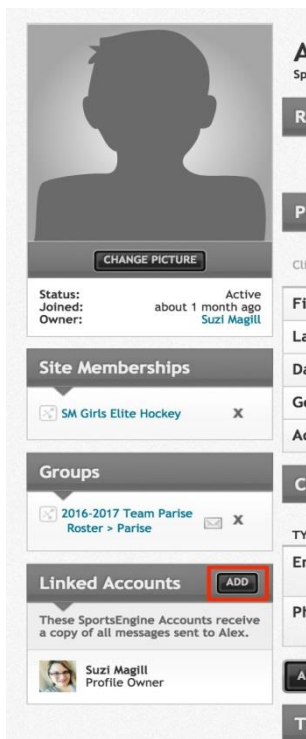
1. Access your Organization's SportsEngine Website.
2. Login using your SportsEngine username and password.
3. On the top navigation, click **Household**.
4. Select the profile of the athlete to which you want to link your account so you will also receive the messages sent to the athlete.



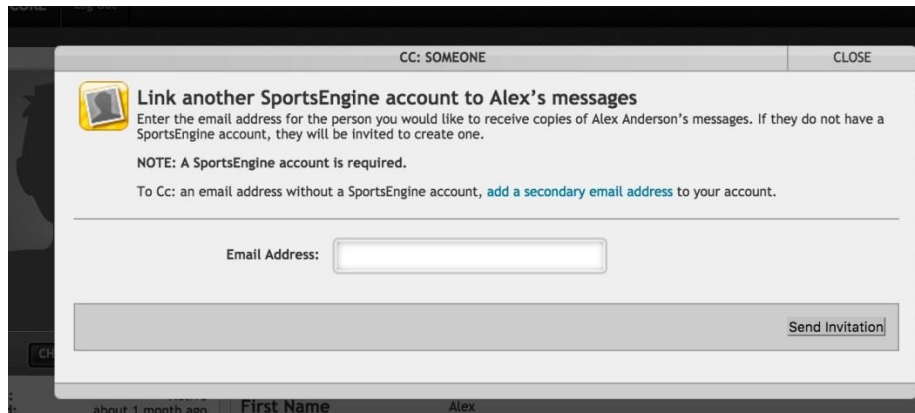
5. Verify that an email address is included in the Contact Information. If one isn't listed, click **Add Email**



6. **Address** and enter the email address. This email address will be used to link the accounts together.
7. On the bottom left, in the **Linked Accounts** section, click **Add**.



8. Enter the email address that you would like to link and click **Send Invitation**. Until the other user accepts the invitation, it will display **Pending Acceptance** by their name in the Linked Accounts section.



9. If you would like to CC an email address without a SportsEngine Account, you can add a secondary email address to your account by clicking [add a secondary email address](#).

To Enable the Linked Account To Receive the Same Text Messages

If you want the linked SportsEngine account to also receive the text notifications, they will need to [become a member of team site](#) and [opt in to receive text messages](#) in their profile settings.