

Adding a field location for home games on Minnesota Softball website:

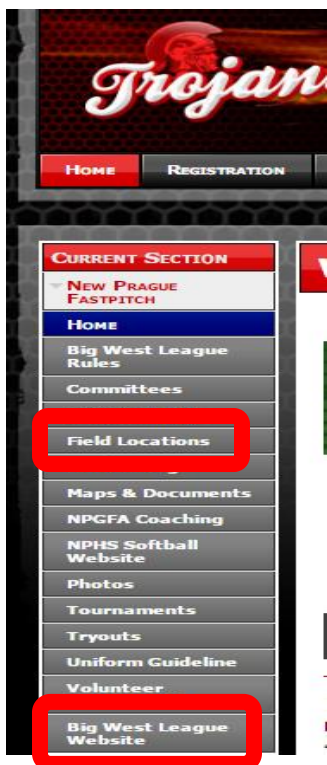
All teams will need to add field information along with a website link for directions for home games. To make it easier to find, a "Field Locations" link has been added to the NPGFA site that directs you to the field information on the Big West League website for all associations. Step-by-step directions are below on how to add the field links to the game listings within the Minnesota Softball website, where all league information including game schedules is found.

There should be at least one person from each team that has edit access to the Minnesota Softball website. To request edit access:

- Go to <http://www.mnsoftball.com/bigwest> and login. After logging in, click "Become a Member" in the upper left hand corner. Select your profile and click "Update Membership for Selected Profiles".
- Send an e-mail to Dan Pfeffer at dan@josoftball.com requesting access to edit your team page. Make sure to specify the team you need access to, for example: New Prague 10U Red.
- He will let you know when you have been granted access.


Steps to add field location:

1. Log in to the NPGFA website, then click on the "Field Locations" button on the left side of the screen. This will bring you to the Big West League page within the Minnesota Softball website. At this point the NPGFA website and Minnesota Softball website should both be open. Go back to the NPGFA website and click on the "Big West League Website" button on the left side of the screen.

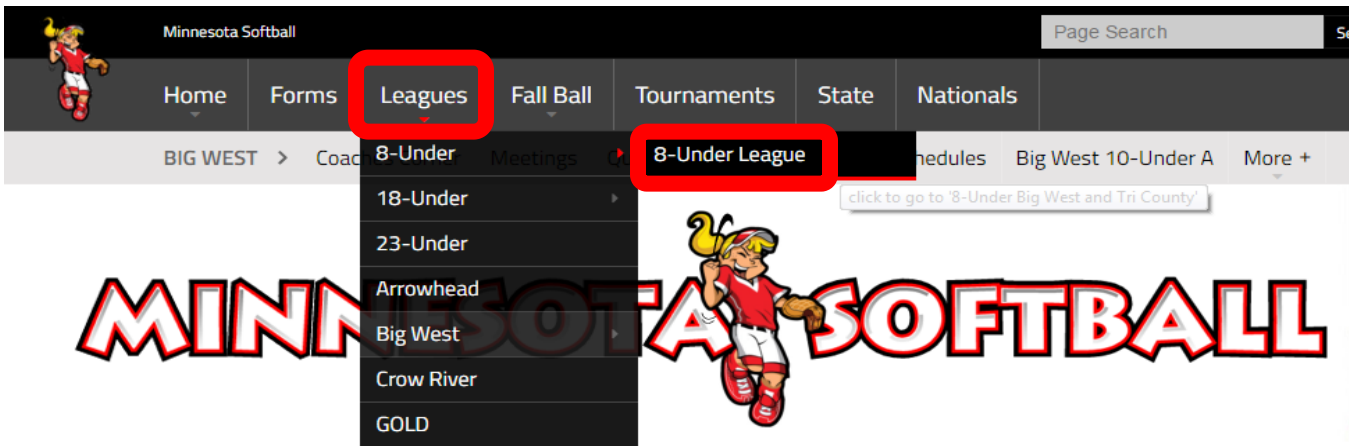


2. In the Big West page that was just opened, hover over the “More +” tab and click on the level of play for your team. Find your team and click on it.

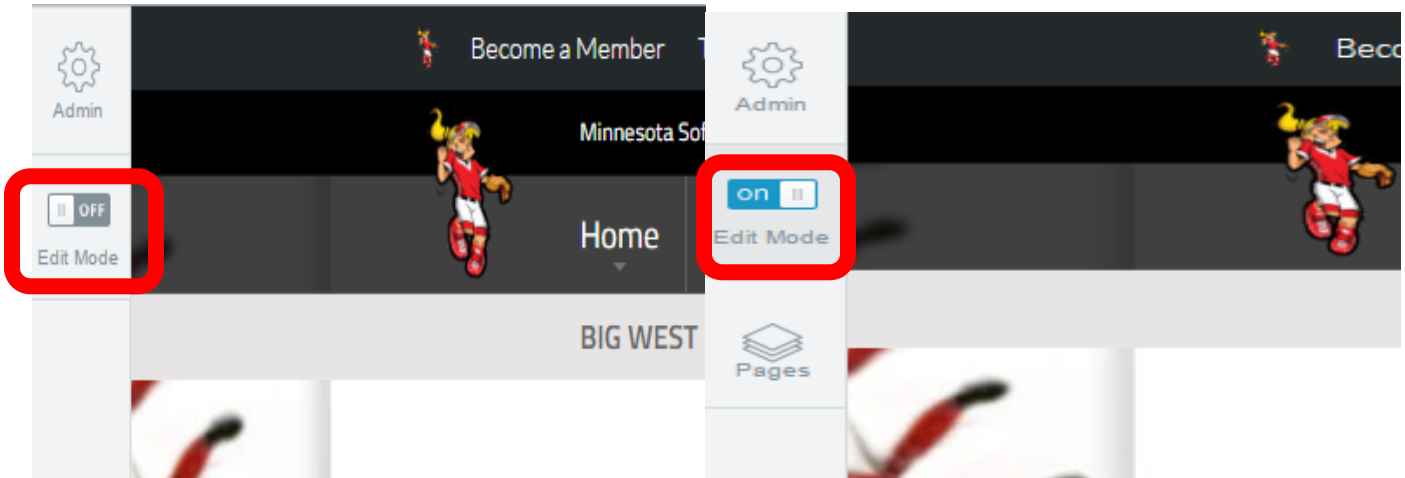
****Please Note for 8U teams see step 2a****




2a. To find 8U teams, hover over Leagues, then hover over 8-Under and click 8-Under League. Find your team then click on it.



- If you have Edit access there will be an “Edit Mode” icon in the upper left corner. The switch will show “Off” and click it so it shows “On”. If you do not see the icon, check with Dan Pfeffer to make sure he granted access.




- Click on Game Schedule tab. All home games will need to be updated. Under the “Status” column, click on the time for each game that needs updating.



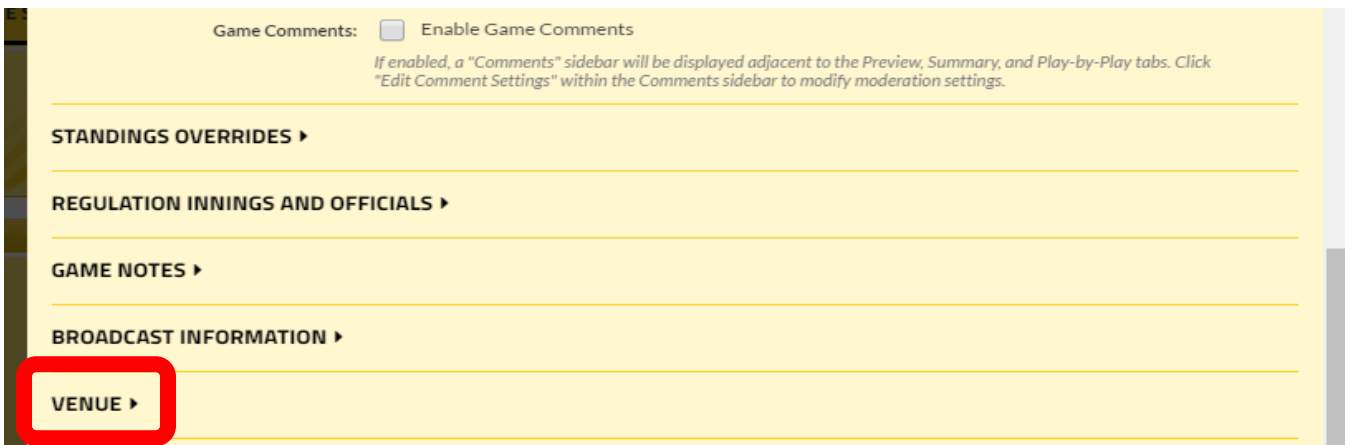
DATE	RESULT	OPPONENT	LOCATION	STATUS	QS
Mon May 22	-	@ Chanhassen Blue	Chanhassen	6:15 PM CDT	QS
Mon May 22	-	Chanhassen Blue	Chanhassen	7:30 PM CDT	QS
Wed May 24	-	@ Eden Prairie Black	New Prague	6:15 PM CDT	QS
Wed May 24	-	Eden Prairie Black	New Prague	7:30 PM CDT	QS
Wed May 24	-	@ Mankato...	Mankato	6:15 PM	QS

5. Scroll down to the yellow boxes. In the second yellow box, click the gear icon and select “Edit Game Details”.



The screenshot shows the SportEngine interface. At the top right, a gear icon is highlighted with a red box. A dropdown menu is open, listing options: "Email Report", "Create Widget", "Edit Game Details", and "Delete". Below the menu, there are two main sections: "QUICK SCORE" and "EDIT STATS". The "QUICK SCORE" section allows updating the game score and status. The "EDIT STATS" section allows manually entering team and player stats. Below these sections, the game matchup is displayed: "New Prague Black" vs "Eden Prairie Black" on "Wed May 24 @ 6:15p". Logos for "New Prague Black" and "Eden Prairie Black" are shown, along with the "FASTPITCH" logo.

6. Scroll to the bottom of the page and select “Venue”.



The screenshot shows the bottom of the page with a list of menu items. The items are: "STANDINGS OVERRIDES", "REGULATION INNINGS AND OFFICIALS", "GAME NOTES", "BROADCAST INFORMATION", and "VENUE". The "VENUE" item is highlighted with a red box. Above the menu items, there is a "Game Comments" section with a checkbox for "Enable Game Comments" and a note: "If enabled, a 'Comments' sidebar will be displayed adjacent to the Preview, Summary, and Play-by-Play tabs. Click 'Edit Comment Settings' within the Comments sidebar to modify moderation settings."

7. Leave this tab open and go into the tab with the Field Locations that was opened in step 1. Scroll down and click on New Prague Field Locations.



Field Locations and Maps

Is your association missing a field location? Is a link not correct? If you need to add a field just send the actual address or update to the Minnesota Softball State Office.

*Disclaimer- Field Locations are a resource for directions. Many associations have numerous field locations and it is the responsibility of the host team to update their field location on their league schedule. If it is not done it is still the coaches/managers responsibility to call the home team and find out which fields you are playing on.

Below is a survey to get an idea as to what types of softball complexes we have throughout Minnesota.

REGISTER: SOFTBALL COMPLEX SURVEY →

- Andover Field Locations
- Anoka-Ramsey Field Locations
- Apple Valley-Eastview Field Locations
- Baldwin-Woodville Field Locations


8. Click “Get Map and Directions” for the location where your game is being played and copy the web URL.

FIELDS > Andover Anoka-Ramsey Apple Valley-Eastview Baldwin-Woodville Becker Belle Plaine More +

NEW PRAGUE HIGH SCHOOL

1275 Columbus Ave N
New Prague, MN 56071

GET MAP AND DIRECTIONS →



New Prague Senior High School ★ Save
221 12th St NE, New Prague, MN 56071
3.7 ★★★★★ 6 reviews
View larger map


Sliding Skate Park
New Prague Senior High School
W 270th St Community Center
New Prague Schools Track and Field
Falcon Ridge Elementary School

©2017 Google - Map Data Terms of Use Report a map error

NEW PRAGUE MIDDLE SCHOOL

150 7th St NW
New Prague, MN 56071

GET MAP AND DIRECTIONS →



150 7th St NW ★ Save
150 7th St NW, New Prague, MN 56071
View larger map

Chart Industries
Falcon Ridge Elementary School
150 7th Street Northwest
7th St NW
New Prague Middle School

9. Copy the URL web address.



10. Go back to the tab with the game information and past the URL into the “Location URL:” space. Scroll to the beginning of the URL address that was just pasted in and remove “http//”. Update the “Location” line with the field location and number, then click the “Save Details” button at the bottom of the screen.

The screenshot shows a form for entering game details. The 'Location' field contains 'New Prague High School Field 1'. The 'Location URL' field contains 'https://www.google.com/maps/place/221+1'. A callout box with a yellow background and black border points to the 'Location URL' field, containing the text: 'Make sure that “https://” is removed from the URL address that was copied in.' The 'Save Details' button at the bottom right is highlighted with a red box.

11. The field location is now added to the game. Click “Game Schedule” to update additional games.

The screenshot shows a sports website with a game schedule. The game is between Eden Prairie Black and New Prague Black, scheduled for Wednesday, June 28, 2017, at 6:15 PM CDT. The game is taking place at New Prague HS Varsity Softball Field 1. The 'Game Schedule' link is highlighted in a red box.

	1	2	3	4	5	6	7	R	H	E
Eden Prairie Black	-	-	-	-	-	-	-	-	-	-
New Prague Black	-	-	-	-	-	-	-	-	-	-

WED, JUN 28, 2017 New Prague HS Varsity Softball Field 1 6:15 PM CDT

Game Preview Photos Videos