



Signing into Affinity Website



1. You must have completed a background check before you can be added as a team administrator
 - Fill out a background check here:
<http://minnesotayouthsoccer-bgc.sportsaffinity.com/reg/index.asp?sessionguid=>
2. Club Registrar (Lisa Berg: lberg@woodburysoccer.com) is the only one to add you to a team account, DO NOT CONTACT MYSA.



Signing into Affinity Website



3. Go to: <http://mnyouth.sportsaffinity.com/>

Log into the My Account page to set your password for access

- Username is your email address
 - Click Submit then use the email address to “reset your password”
 - If there are two accounts or have issues after you confirmed with Registrar that you are entered as an Administrator: call Affinity Helpline to “merge accounts”
-
- AFFINITY SUPPORT: (855-703-2578)
 - Use CHROME or INTERNET EXPLORER web browsers



Signing into Affinity Website



The screenshot shows the login page for the Affinity Sports platform. On the left is a sidebar with the MYSA logo and links for User Login, Forgot Password, and Tech Support Contact. The main content area has a header with "MINNESOTA YOUTH SOCCER ASSOCIATION" and tabs for "Tournament" and "Gaming". The "User Login" section contains a form with fields for Username (lberg@woodburyst) and Password (masked with dots), and a "Login" button. A red arrow points from the title "Signing into Affinity Website" to the "Login" button. Below the login form is a section titled "Affinity Sports Help & Instructions:" which includes a "Team Administrators:" heading and a welcome message. The message states that a new mobile application, the Digital Player Card, is available for accessing games, rosters, and digital player passes. It also mentions that the Affinity Mobile Application can be used by Team Managers, Coaches, and Referees to report game results. An instructional video link is provided: <https://youtu.be/vDAlyZqKUQg>. Further instructions state to access the digital player cards site at <http://minnesotayouthsoccer.sportsaffinity.com/m/pass/index.aspx> and save it as a shortcut on a phone. The page concludes with the instruction to "Log in with your existing Team Admin Username and Password" and a "Navigation:" heading. On the right side of the page is an "ASSOCIATION HOT SHEET" section with three links: "Online Registration set to open for Spring/Summer Sessions", "League Registrars Online!", and "Coaches & Team Managers - Verify team rosters, use 'Activate Account'". At the bottom right is the Adidas logo.

MINNESOTA YOUTH SOCCER ASSOCIATION

USER LOGIN:

Username: lberg@woodburyst

Password: *****

Login

Affinity Sports Help & Instructions:

Team Administrators:

MYSA would like to welcome you to the Affinity Sports platform.

Entering Game Information and Reporting Scores on the Mobile Option

A new mobile application is available to access your games, roster and digital player pass from your mobile device. The application is called, Digital Player Card, from Affinity Sports.

Affinity Mobile Application can be used by Team Managers, Coaches to access their roster, see schedules, club pass players, adjust jersey numbers and Referees may access to report game results directly from the field.

Instructional Video: <https://youtu.be/vDAlyZqKUQg>

To access the digital player cards site proceed to the web address listed here <http://minnesotayouthsoccer.sportsaffinity.com/m/pass/index.aspx> and then save the page as shortcut icon on your phone for quick access.

Log in with your existing Team Admin Username and Password

Navigation:

ASSOCIATION HOT SHEET

- [Online Registration set to open for Spring/Summer Sessions](#)
- [League Registrars Online!](#)
- [Coaches & Team Managers - Verify team rosters, use "Activate Account".](#)

adidas



Signing into Affinity Website

Updated 2/20/2016

1. Reset Password to Access Account

To access your account for Game Management, you will need to first establish access to your account. Once you establish your username and password you will use these credentials when accessing the Web App for Digital Player Pass check in, Game Scoring, Red/Yellow Cards, and Oath scoring. Currently your Oath scores will be added in the comments section. If you already know your credentials log in using the User Login located in the upper left corner of your screen.

Click on this link to reset your Password: <http://minnesotayouthsoccer.sportsaffinity.com>

1. Click on FORGOT PASSWORD

A screenshot of a web application's login interface. It features a dark-themed sidebar on the left with three menu items: "User Login", "Forgot Password", and "Tech Support Contact". The "User Login" section is active, showing a text input field for a username (containing "username"), a password input field (containing "password"), and a "Login" button. A red arrow points from the "Forgot Password" menu item to the "Forgot Password" link in the main content area.

Signing into Affinity Website

2. A new screen requesting your email will open

Forgot Password

PLEASE enter your EMAIL, ACCOUNT ONLY

ONCE you hit SUBMIT you will receive an auto-generated email.

If you have a duplicate please use the "Link Account" account to link to your Team account.

Email*

Last Name

Zipcode

Username

Submit

* Required

3. Enter your Email address and click SUBMIT

Email *

lastedjan@affinity-sports.com

Last Name

Zipcode

Username

Submit

* Required



Signing into Affinity Website

4. You will receive an immediate auto-generated email
 - a. Click on Reset Password
 - b. If you have duplicate records, please select the record that is "Risk Approved"

Dear Member,

We have received a request to update your password. The following account(s) are matched with the information you identified. Please click on the account to reset the username/password for the account. If you have duplicate accounts in the system, please contact your individual supervisor to merge your accounts.

Please find:

| Account | Reset Password | Family Members |
|-----------------------------|----------------------------|-------------------|
| WOODBURY, WOODBURY AFFINITY | Click Here | WILLIAM, WOODBURY |
| WOODBURY, WOODBURY AFFINITY | Click Here | WILLIAM, WOODBURY |
| WOODBURY, WOODBURY AFFINITY | Click Here | WILLIAM, WOODBURY |
| WOODBURY, WOODBURY AFFINITY | Click Here | WILLIAM, WOODBURY |
| WOODBURY, WOODBURY AFFINITY | Click Here | WILLIAM, WOODBURY |

WOODBURY, WOODBURY AFFINITY

5. You will receive an immediate auto-generated email
 - a. Enter in your new Password
 - b. Click Update

Change Password

Please enter a new username/password for your account using the form provided here. Once your username/password has been changed, you will be able to log-in to your account immediately. Please note that your new username/password will keep it in a safe place.

User Name *

Username

New Password *


Verify New Password *

Required


Update



Signing into Affinity Website



6. You will receive the message below



7. In the upper left corner enter your credentials to log in



You have now completed your game management log in.