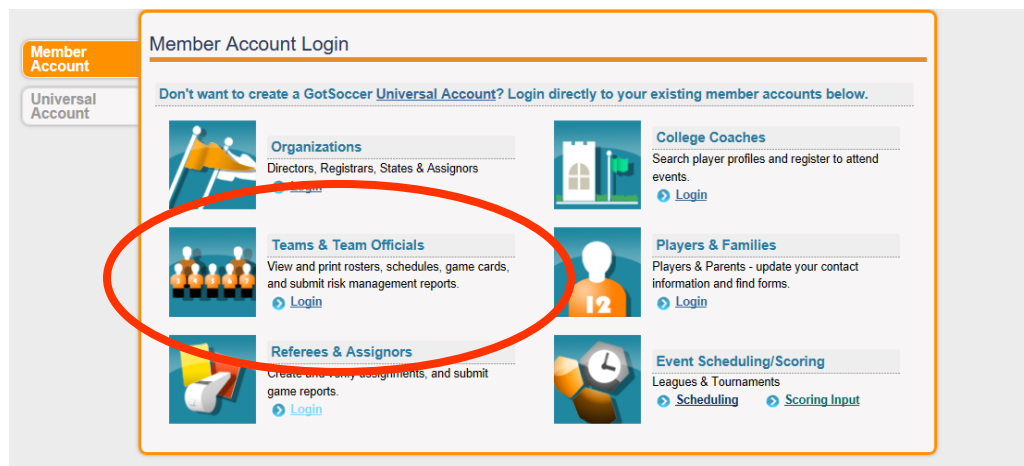




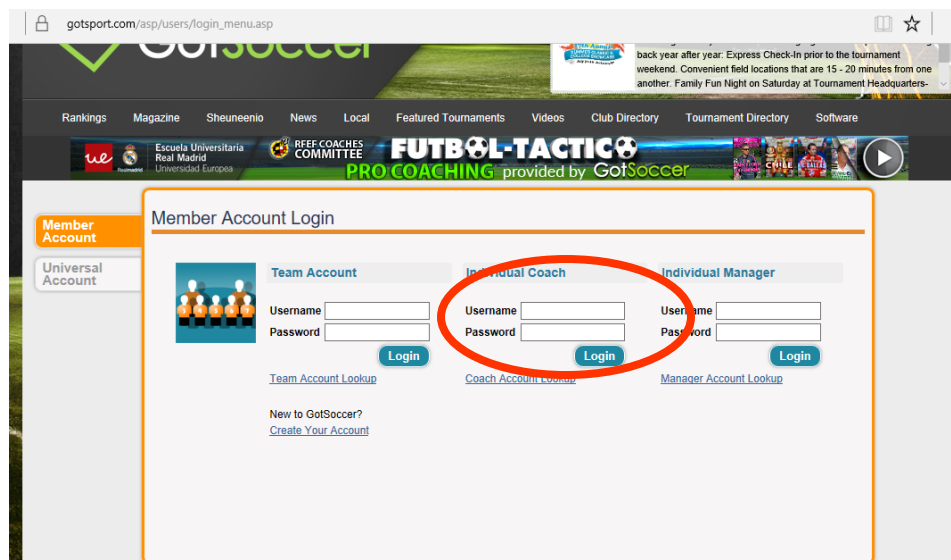
Setting up a Coach Account in gotsoccer.com:



Click on the USER LOGIN link above

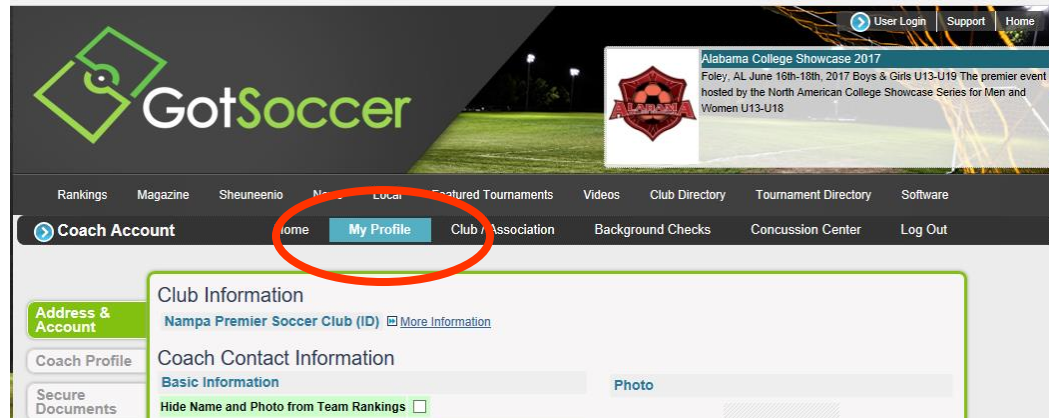


then on Teams and Team Officials




then login to Individual Coach with the username and password that your emailed from gotsoccer.

Fill out all the fields in the under “MY PROFILE” and select “UPDATE MY INFORMATION”



Then Select “BACKGROUND CHECKS”



Then scroll down to “SUBMIT NEW REPORT”



⚽ Fill out all information on the Background Check form and scroll down in the box on the right and select “I Agree and Submit”

The screenshot shows the 'Background Check Report' form on the GotSoccer website. The form is divided into two main sections: 'Personal Information' and 'Background Information Disclosure'.

Personal Information:

- Legal Name: First, Middle, Last, Suffix
- Gender: ☐ Male, ☒ Female
- Date of Birth: Month, Day, Year
- State ID#: [Field]
- Gov't Visa#: [Field]
- Home Phone: [Field]
- Work Phone: [Field]
- Address: [Field]
- City: [Field]
- State: ID (dropdown)
- Zip Code: [Field]
- Email Address: [Field]
- License: [Field]
- Grade: [Field]
- Previous Residences (in last 5 years): City, State, Date

Background Information Disclosure:

- ☐ NO Have you ever been convicted of a felony? If yes, please explain [Field]
- ☐ YES [Field]
- ☐ NO Have you ever been convicted of a crime against a person? If yes, please explain [Field]
- ☐ YES [Field]
- ☐ NO Have you changed or used a different name in the last five years? If yes, please explain [Field]
- ☐ YES [Field]
- State Registered: Idaho (dropdown)

Background Check Agreement & Digital Signature:

Important! You must scroll to the bottom of the agreement to reach the digital signature area. Please read and review all information before submitting. Once you submit the background check form it cannot be modified.

Background Check Agreement

I understand that:

A. It is the intent of IDAHO YOUTH SOCCER ASSOCIATION to deny certification to any person who has been convicted of a crime of violence, a crime against a person or a felony.

B. In applying for a US YOUTH SOCCER position, the information which I have furnished on this form is subject to verification, which may include a criminal history check.

⚽ Select “CONCUSSION CENTER”

⚽ Then select “Go To Courses Page”

The screenshot shows the 'Concussion Center' page on the GotSoccer website. The page features a header with the GotSoccer logo and a navigation bar. The main content area is titled 'Concussion Center Information' and includes a section for 'GotSoccer's Total Concussion Management Program' with a 'More Info' link. Below this, there is a section for the 'Center for Disease Control (CDC) Heads Up Concussion Test' with a 'Go to Courses Page' link. The 'Go to Courses Page' link is circled in red.

Navigation Bar:

- Rankings
- Magazine
- Sheeneenio
- News
- Local
- Featured Tournaments
- Videos
- Club Director
- Tournament Director
- Software

Coach Account:


- Home
- My Profile
- Club / Association
- Background Checks
- Concussion Center**
- Log Out

Concussion Center Information:

GotSoccer's Total Concussion Management Program
Overview of several key elements regarding concussion management for youth soccer coaches. [More Info](#)

Center for Disease Control (CDC) Heads Up Concussion Test
Take the CDC's *Heads Up*, concussion course today! We will keep a log of the test and you will be able to print a certificate after completing the online course from your GotSoccer account. [Go to Courses Page](#)

⚽ Select the **Yellow Heads Up Concussion in Youth Sports**, once you start this, you must continue it at one time or you must restart.



⚽ As soon as the Background check is back from the State Soccer Association and you have completed your CDC Concussion test, you will be allowed to start coaching.