

Scorekeeping Instructions

Using the modified scoresheet for High School
Volleyball in Oklahoma



Presented By

Green Country Volleyball Officials' Association

Oklahoma Volleyball Coaches' Association



Oklahoma Volleyball Coaches Association

Tourney: _____
 Place: _____
 Division: _____
 Match: _____

Date: _____ Day: Su M T W Th F Sa
 Time Match Scheduled : _____ AM PM
 Time Set Started : _____ AM PM
 Time Set Finished : _____ AM PM

SERVING ORDER	PLAYERS' NUMBERS	TEAM <input type="radio"/>	L _____	S	← 1st serve →	S	SERVING ORDER	PLAYERS' NUMBERS	TEAM <input type="radio"/>	L _____
---------------	------------------	----------------------------	---------	---	---------------	---	---------------	------------------	----------------------------	---------

1								1		
2								2		
3								3		
4								4		
5								5		
6								6		

SCORE

1 1
2 2
3 3
4 4
5 5
6 6
7 7
8 8
9 9
10 10
11 11
12 12
13 13
14 14
15 15
16 16
17 17
18 18
19 19
20 20
21 21
22 22
23 23
24 24
25 25
26 26
27 27
28 28
29 29
30 30

SUBSTITUTIONS

1 2 3 4 5 6 7 8 9 10 11 12 13 14 15 16 17 18

SUBSTITUTIONS

1 2 3 4 5 6 7 8 9 10 11 12 13 14 15 16 17 18

SANCTIONS					COMMENTS:
YC Warning	RC Penalty	WS Wrong Server	(A) (B)	SCORE	
				-	
				-	
				-	
				-	
				-	

D = Delay, # = Player, C = Coach, A = Ass't Coach, T = Trainer, M = Manager

First Referee: _____

Second Referee: _____

Scorekeeper _____
Sign Name: _____

Served Point (3) Rotate (R) Play-over (P) No-serve Penalty Receiving team Point 3 Correction (X) (3)

S2/3 Substitution, 2 for 3, serving team;
 Sx7/8 Substitution, 7 for 8, receiving team

SET	1	2	3	4	5	Points

WINNING TEAM: _____

LOSING TEAM: _____

TIME-OUTS

-	-
-	-



Oklahoma Volleyball Coaches Association

Tourney: *Oklahoma Invitational*
 Place: *Ford Center*
 Division: *Blue*
 Match: *A - Semifinal*

Date: *09-18-10* Day: *Su M T W Th F Sa*
 Time Match Scheduled: *4:30 AM PM*
 Time Set Started: *5:02 AM PM*
 Time Set Finished: *5:41 AM PM*

SERVING ORDER	PLAYERS' NUMBERS	TEAM (B) Oklahoma City	L 8	S	1st serve	S	SERVING ORDER	PLAYERS' NUMBERS	TEAM (A) Tulsa	L 6
1	⑦ 3	⑧ ⑧ 17 ⑧					1	② ⑩ 2	1 ② ⑧ 11 S _{1/7} ⑧ 17 ⑧	
2	6	1 S _x 7/1 ⑨ ⑧ 9 S _{9/22} S _x 12/33 ⑩					2	4	3 ⑧ 12 S _{2/10} ⑧ 18 ⑨ ⑩ ⑪ ⑫	
3	5	2 S _{1/4} 2/10 ③ ④ ⑤ ⑥ ⑦ ⑧ ⑨ ⑩ ⑪ S _{2/10} ⑫					3	① ⑦ 1c	4 S _x 4/1 ⑧ 13 S _{16/8} ⑧ 21 ⑧	
4	⑫ ⑬ ⑭	4 S _{3/22} ⑮ ⑯ 13 S _x 33/12 9/3 ⑰ 20					4	⑱ ⑲ 9	5 S _{3/9} 10/2 ⑩ ⑪ ⑫ ⑬ ⑭ ⑮ ⑯ ⑰ ⑱ ⑲ ⑳ ㉑	
5	⑲ ⑳ ㉑ 1	5 S _{22/3} ② ③ ④ ⑤ ⑥ ⑦ ⑧ ⑨ ⑩ ⑪ ⑫ ⑬ ⑭ ⑮ ⑯ ⑰ ⑱ ⑲ ㉑ S _{3/7}					5	㉒ ㉓ ㉔ ㉕	8 ⑧ 15 ⑧ 23 ㉖ S _x 1/4 ㉗	
6	㉘ ㉙ ㉚ ㉛	7 S _{10/2} ⑧ 15 S _{10/2} ⑮ ⑯ ⑰					6	㉜ ㉝ 16	9 ⑩ ⑧ 16 ⑧	

SUBSTITUTIONS

1 2 3 4 5 6 7 8 9 10 11 12 13 14 15 16 17 18

SUBSTITUTIONS

1 2 3 4 5 6 7 8 9 10 11 12 13 14 15 16 17 18

SANCTIONS

D = Delay, # = Player, C = Coach, A = Ass't Coach, T = Trainer, M = Manager

YC Warning	RC Penalty	WS Wrong Server	(A) (B)	SCORE
			B	1 - 2
	4		B	4 - 6
D			B	7 - 10
		2/4	A	12 - 10
D			B	23 - 22

COMMENTS:

23-22, Exceptional Sub, Oklahoma City No. 3 for Injured No. 7

23-23, Expulsion, Oklahoma City No. 4

TIME-OUTS

4 - 7	15 - 16
7 - 10	-

First Referee: *John Whistle*

Second Referee: *Sally Sample*

Scorekeeper: *Billy Goodpen*
 Sign Name: *Billy Goodpen*

Served Point Rotate Play-over No-serve Penalty Receiving team Point Correction

○ ③ ○ ⑧ ○ ⑨ □ 3 ○ ⑩ ⑪

S_{2/3} Substitution, 2 for 3, serving team;
 S_x 7/8 Substitution, 7 for 8, receiving team

SET	1	2	3	4	5	Points
		②				25

WINNING TEAM: *Tulsa* **Points:** *25*

LOSING TEAM: *Oklahoma City* **Points:** *23*

Supplies that You Need

SCOREKEEPER

- 2 different color pens (Blue or Black AND Red)
 - NO Pencils! Must be done in Pen!
- 5 blank scoresheets
 - 1 for each set
- 2 blank Lineup Sheets

ASSISTANT SCOREKEEPER (Libero Tracker)

- Pen
- Libero Tracking sheets (for up to 5 sets)

HELPFUL HINTS for COACHES:

- **Pre-Season:** Make enough blank copies of the scoresheet, Libero Tracking Sheet, Blank Rosters, and Lineup sheets for all of your home games
 - Keep it all in a big 3-ring binder
- Keep supplies (extra pens) in a pouch or box – Keep courtside
- Keep a backup manual scoring system (flip-score) in case your scoreboard goes out.

Before the Match

- Complete the **Match Information** at the top
 - Always have 5 sheets (3/5 match)
 - To save time, you can fill out this information on the first 3 sets (3/5 match)
- Complete the **Officiating Crew** section
 - Fill out the first 3 sets (3/5 match)
 - Don't sign – You'll sign AFTER each set
- Circle the **Set Number**
- Wait for the Referee to conduct the Coin Toss

[Click to See the Example](#)

Tourney: Oklahoma Invitational	Date: 09-18-10	Day: Su M T W Th F Sa
Place: Ford Center	Time Match Scheduled	4 : 30 AM PM
Division: Varsity	Time Set Started	: AM PM
Match: 4 - Semifinal	Time Set Finished	: AM PM

First Referee: John Whistle
Second Referee: Sally Sample
Scorekeeper: Bill Goodpen
Sign Name:
Served <input type="radio"/> Point <input checked="" type="radio"/> 3 Rotate <input checked="" type="radio"/> R Play-over <input checked="" type="radio"/> P No-serve Penalty <input type="checkbox"/> Receiving team Point 3 Correction <input type="radio"/> 2 <input checked="" type="radio"/> 3
S2/3 Substitution, 2 for 3, serving team; Sx7/8 Substitution, 7 for 8, receiving team
SET 1 <input checked="" type="radio"/> 2 <input type="radio"/> 3 <input type="radio"/> 4 <input type="radio"/> 5 Points

Note: DON'T fill out the **Time Set Started** or **Time Set Finished** until the Set actually starts.

Note: DON'T Sign the Scoresheet until **After** the Set

After the Coin Toss

- The referees will inform you what side each team will be on and who will be serving first
 - If the referees don't inform you, ASK!
 - Generally the home team will already have picked their side
- Complete the **Team Names**
 - **TEAM A** will be on your LEFT
 - **TEAM B** will be on your RIGHT
 - Teams keep their "Team A" or "Team B" throughout the match
 - Team "A" or "B" is used in sanctions and comments
 - Set 1: Team A will ALWAYS be on your left, B Always on the right
 - Set 2: Team B will be on your LEFT, Team A on the RIGHT
 - Set 3: Team A will again be on your LEFT, Team B on RIGHT
 - Set 4: Team B on your LEFT, Team A on RIGHT
 - Set 5: A coin toss is conducted to determine which side teams will be on
- Circle the S on who will be serving first

[Click to See the Example](#)

TEAM	(A)	Tulsa	L ____	(S)	1st serve	S	PLAYERS'	TEAM	(B)	Oklahoma City	L ____
					SCORE	SERVING ORDER	NUMBERS				

Lineup Sheets

- Lineups are based on SERVING ORDER, not court position
- Only lineups that show Serving Position will be accepted
- You **Cannot** accept a lineup from a coach that shows court position

CORRECT Lineup Sheet

SET 2	
Team: <u>Tulsa</u>	
Libero: <u>6</u>	<input type="checkbox"/> Serve <input checked="" type="checkbox"/> Receive
Serving Position	Player No.
I	2
II	4
III	1
IV	9
V	33
VI	8c

INCORRECT Lineup Sheet

SET 2 LINE-UP SHEET		LIBERO N°
TEAM <u>Tulsa</u>		<u>6</u>
IV	III	II
1	4	2
V	VI	I
9	33	8c
SERVICE		
COACH SIGNATURE <u>Janet Badcoach</u>		

After Receiving the Lineups from Both teams

- Teams must turn in the lineup at least **2 minutes** prior to the end of the prematch warmup
- For Sets 2-5, Lineup must be received at least **1 minute** prior to the end of the 3-minute timed intermission between sets
- **Immediately Notify the Second Referee if:**
 - There is no Captain designated for the Set
 - There is no Libero designated for the Set

Click to See How the Lineups are Recorded on the Scoresheet

SET 2	
Team: <u>Oklahoma City</u>	
Libero: <u>8</u>	<input checked="" type="checkbox"/> Serve <input type="checkbox"/> Receive
Serving Position	Player No.
I	7
II	6
III	5
IV	22
V	4
VI	10c

SET 2	
Team: <u>Tulsa</u>	
Libero: <u>6</u>	<input type="checkbox"/> Serve <input checked="" type="checkbox"/> Receive
Serving Position	Player No.
I	2
II	4
III	1
IV	9
V	33
VI	8c

Note: The receiving team's first server will actually start in the Right Front position. The coach cannot just simply "circle" the first server on their lineup

Recording the Lineup in the Scoresheet

SET 2

Team: Oklahoma City

Libero: 8 Serve Receive

Serving Position	Player No.
I	7
II	6
III	5
IV	22
V	4
VI	10c

Note: Write the Player Numberes to the **Far Left** of the column. Save room for Substitutions later in the Set. *Do you have enough room for 6 substitutions for one position?*

SERVING ORDER	PLAYERS' NUMBERS	TEAM
		(B) Oklahoma City → 8 (S)
1	7	
2	6	
3	5	
4	22	
5	4	
6	10c	

This Example is Set 2, so Team B will be on your Left

Recording the Lineup in the Scoresheet

SET 2

Team: Tulsa

Libero: 6 Serve Receive

Serving Position	Player No.
I	2
II	4
III	1
IV	9
V	33
VI	8c

Note: Write the Player Numberes to the **Far Left** of the column. Save room for Substitutions later in the Set. *Do you have enough room for 6 substitutions for one position?*

SERVING ORDER	PLAYERS' NUMBERS	TEAM	(A) <u>6</u>	S
1	2			
2	4			
3	1			
4	9			
5	33			
6	8c			

This example is Set 2, so Team A will be on Your Right

When the Set Starts

- Verify you have the correct Server
- Record the **Time Set Started**

Toumey: Oklahoma Invitational	Date: 09-18-10	Day: Su M T W Th F Sa
Place: Ford Center	Time Match Scheduled	4 : 30 AM PM
Division: Varsity	Time Set Started	4 : 52 AM PM
Match: 4 - Semifinal	Time Set Finished	: AM PM

Key Symbols



Slash: Used to mark points that are Unearned or Side-Out points.
Also used to Mark out numbers during a **Substitution**



Circle: 1. Used when a Server contacts the ball for serve (**Correct Servers**)
2. Used to mark points that are Earned or Rally points
2a. *Except Earned points by the Libero*



Triangle: 1. Used when a Legal Libero contacts the ball for serve
2. Used to mark points that are Earned when Libero Serving
3. Used to Mark the position in which a Libero has Served



Square: Used to Identify Penalty Points, Non-Earned, & Wrong Servers



X: Used to Correct Items on the Scoresheet. **No Squiggly Lines! Use the "X" to mark out incorrect items**



R: Identifies when a Team Rotates. (Circle-R or Triangle-R)



P: Identifies a **Playover**. (Circle-P or Triangle-P)



M: Identifies a Referee's **Mind Change**, particularly if you have to correct items on the scoresheet.

Key Symbols

S $\frac{\#}{\#}$

S #/#: Used to Identify a Substitution **by the Team that has possession of the ball**

- The first (top) number identifies the player entering the game
- The second (bottom) number identifies the player exiting the game

S_x $\frac{\#}{\#}$

S_x #/#: Used to Identify a Substitution **by the Team *NOT* in possession of the ball**

- The first (top) number identifies the player entering the game
- The second (bottom) number identifies the player exiting the game

Note on Substitutions: For multiple substitutions for the same team at the same time, it is not necessary to enter another "S" or "S_x". S_x 2/10 3/6

Verifying the Server

- Verify you have the correct server EACH serve throughout the match
- **If you have an INCORRECT Server:**
 - Wait until After the Server contacts the ball, then notify the Second Referee
 - If you mention it before, you have given one team an unfair advantage by giving them time to correct the server

Service

- In the appropriate **Scoring Section**, draw a circle when the server contacts the ball

1	7	○

Service by a Libero

1. In the appropriate **Scoring Section**, draw a TRIANGLE when the libero contacts the ball
2. Draw a Triangle Around the **Serving Position**. The libero may only serve in this position in the service order during the set

△ 5	4 1	5 S ²² / ₃ △

Scoring Section

- If the Team serving **earns a point**, write the point in the circle (triangle if libero serving)
- If the Team serving **Sides Out (Loses Possession of the Ball)**, write an **R** in the circle (or triangle)

1	7	①	②	P	R


SCORE	
1	①
2	②
3	3
4	4
5	5

- # 7 Serves the Ball *Draw a Circle*
- The Team wins the Rally, Point 1 is Earned *Write Point "1" in the Circle, Circle Point 1 in The Running Score Column*
- # 7 Serves the Ball Again *Draw a Circle*
- The Team wins the Rally, Point 2 is Earned *Write Point "2" in the Circle, Circle Point 2 in the Running Score Column*
- # 7 Serves the Ball Again *Draw a Circle*
- A Ball rolls on the Court, referees issue a replay *Write "P" for Playover in the Circle*
- # 7 Serves the Ball Again *Draw a Circle*
- The Team Loses the Rally *Write "R" for Rotate in the Circle, Slash the Point in the Running Score Column for the other Team, then Write the Point in the Next Server's Scoring Section (Not Shown)*

Losing a Rally (Side-Out)

•If the Team serving **loses the rally**:

1. Place the "R" in the Circle (or Triangle) of the team that lost the rally
2. Slash the next point in the **Running Score** section
3. Write the next point in the **Scoring Summary** section of the new server
4. Verify that the Server is Correct



1	2	1	✓ 2 3 4 5 6 7	8 2 3 4 5 6 7	1	7	①	②	P	R		
2	4						2	6				

•The Team on the Right loses the Rally

1. Place the "R" in the Circle (or Triangle) of the team that lost the rally
2. Slash the next point for the other team in the *Running Score* section
3. Write the next point in the *Scoring Summary* of the new Server, #2
4. Verify that #2 is in fact going to Serve the ball

Switching Pens

- After all 6 positions have served for both teams, switch to a RED pen.
- 1st Rounds of Service – Scoresheet must be in Blue or Black Pen
- 2nd Round of Service – Must be in Red Pen
- 3rd Round of Service – Back to Blue/Black pen
- 4th Round of Service – Red Pen
- Keep alternating

SERVING ORDER	PLAYERS' NUMBERS	TEAM (B) Oklahoma City	L 1	(S)	1st serve	S	PLAYERS' NUMBERS	TEAM (A) Tulsa	L 6								
1	7 3	8 17				1	2 10 2	1 2 11 S1/7 17									
2	6	1 Sx7/1 P 9 S9/22 Sx12/33 10				2	4	3 R 12 S2/10 R 18 19 20 R									
3	5	2 S1/4 2/10 3 4 R 11 S2/10 12				3	1 7 1c	4 Sx4/1 R 13 S16/8 R 21 R									
4	22 3 22	4 S3/22 R 13 Sx33/12 9/3 R 20				4	9 3 9	5 S3/9 10/2 6 P 7 R 14 R 22									
5	4 1 4 1	5 S22/3 6 R 14 R 22 23 S3/7				5	3 12 33	8 R 15 R 23 24 Sx1/4 25									
6	10c 2c 10c	7 S10/2 R 15 S10/2 16 R				6	8c 16	9 10 R 16 R									
SUBSTITUTIONS						SUBSTITUTIONS											
1	2	3	4	5	6	7	8	9	10	11	12	13	14	15	16	17	18

Substitutions

•3 things to do on a Substitution

1. Record the Substitutions in the **Scoring Summary** Section
2. Slash the Exiting Player Number, Record the New Player Number in the **Players' Numbers** Section
3. Slash the **Running Substitutions** Row

Exceptional Substitution

- Counts as a Substitution (Unless 18 have been used by the Team)
- In addition to Substitution Procedure:
 1. Record in Comments Section
 2. Circle the Substitution in the **Scoring Summary** Section
 3. Circle the Injured Player's Number in the **Players' Numbers** Section
 - She cannot return to that set

COMMENTS:

23-22: Exceptional Sub,
Oklahoma City No. 3
for Injured No. 7

5
~~4~~ ~~1~~ ~~4~~ 1 | 5 S_{22/3}
6 R
14 R 22
 23
S³/₇

SUBSTITUTIONS

~~1~~ ~~2~~ ~~3~~ ~~4~~ ~~5~~ ~~6~~ ~~7~~ ~~8~~ ~~9~~ ~~10~~ ~~11~~ 12 13 14 15 16 17 18

PLAYERS' NUMBERS	
7	3
6	
5	
22 7 22	
9	
4 1 4 1	
10c 2c 10c	
2c 10c	

Time-Outs

•2 things to do on a Time Out

1. Record the Score in the **Time-Out** Section
 - Record the score of the team calling time-out first
 2. Let the Second Referee know how many time-outs each team has taken
- * **Note: We no longer have to place a "T" or "Tx" in the Scoring Summary Section**

△ 5	4 1	5 S ²² / ₃ △6

TIME-OUTS	
-	5 - 6
-	-

•Before the Libero Can serve, The opposing team calls a time out, with the score of 5-6

1. Record the Score in the Time-Out Section. The team calling time-out's score is first
2. Inform the Second Referee How many Time-Outs each side has taken
 - "0" on your Left, "1" on your Right
 - Can visually give hand signals

Referee Mind Changes

- Only used if you have recorded on the scoresheet one way, then the referee changes his/her mind to reverse the decision or to allow a Replay
- Any points or "R" in the Scoring Summary Section following the Mind Change is **SQUARED**

			SCORE				
1	2	① (R)	M	1	1	1 M	2
				2			
2	4	X		3	3		
				4	4		
				5	5		
				6	6		
				7	7		

• Right Team #7 Serves and the Serve lands Out

1. You initially score a Side-Out
 2. The Referee then Changes his/her mind, and overrules the line judge and calls the ball in
 3. "X" any Corrections and place an "M" in the Scoring Summary Section
 - If Scores need to be cancelled in the Running Scoring Column, place an "M" next to the #
 - The CORRECT recording in the Scoresheet goes after the Letter "M." Remember, Any points are SQUARED. (Still circled in the Running Score Column)
- Remember: A Square should always follow a M on the scoresheet. (Either with a point or a R)

• [CLICK TO SEE THE EXAMPLE](#)

Wrong Server

1. Place an **R** in a **Square** in the Scoring Summary Section
2. Slash the Next Point in the Scoring Column Section. **NO SQUARE Here!**
3. Write the Next Point in the Opponent's Scoring Summary Section
4. Complete the Wrong Server Information in the Sanctions Box
 - Incorrect Server followed by Correct Server

•Team B			SCORE	•Team A		
1	2	① ②	① 2	1	1	1 ③
2	4	2 R	3	3	2	
			4	4		
			5	5		
			6	6		
			7	7		

•While the LEFT (B) Team #4 is supposed to serve, #8 serves the ball. The scorekeeper notifies the R2 AFTER the ball is contacted for serve and the R2 signals a fault

1. Place an **R** in a Square in the Summary Section
2. Slash the Next Point in the Running Score Section
3. Write the Next Point in the Opposing Side's Scoring Summary Section
4. Record the Wrong Server in the Sanctions Box

SANCTIONS				
D = Delay, # = Player, C = Coach, A = Ass't Coach, T = Trainer, M = Manager				
YC Warning	RC Penalty	WS Wrong Server	① ②	SCORE
		8/4	B	2 - 1
				-
				-
				-
				-

Sanctions

•TEAM SANCTIONS

- Team Delay
- Team Delay (point awarded – No time-outs remaining or subsequent delays)

•INDIVIDUAL SANCTIONS

- Warning: Yellow Card
- Penalty: Red Card (Loss of Rally/Point)
- Disqualification: Red and Yellow Card together
 - Disqualifications must also be recorded in the Comments Section*
- AND Loss of Rally/Point

SANCTIONS					COMMENTS:
D = Delay, # = Player, C = Coach, A = Ass't Coach, T = Trainer, M = Manager					
YC Warning	RC Penalty	WS Wrong Server	(A) (B)	SCORE	
				-	
				-	
				-	
				-	
				-	

Team Delay

- **1st Team Delay by a Team** – Time Out is granted (if available)
 - Record a normal Time-Out in the **Scoring Summary** section (T or Tx)
 - Record the Score in the **Time-Outs** Section
 - Record the Team Delay by placing a **D** in the Warning column of the **Sanctions** section, Signify Team “A” or “B,” and record the score (offending team’s score first)
 - If no Time-Outs remain for the Team, then the Delay is automatically a **Penalty**
- **2nd Team Delay by a Team** – Penalty
 - Record the Penalty in the **Sanctions** Section
 - Record the Penalty in the **Scoring Summary** Section with a Square
 - Award the Point in the **Running Scoring Column**. Put a Square around it

Team Delay (1st) →
Team Delay (Penalty) →

SANCTIONS				COMMENTS:
D = Delay, # = Player, C = Coach, A = Ass't Coach, T = Trainer, M = Manager				
YC Warning	RC Penalty	WS Wrong Server	(A) (B)	SCORE
D			B	5 - 6
	D		B	13 - 23
				-
				-
				-

Team Delay (1st Delay with Time-Out Remaining)

5	4 1	5 S ²² / ₃ 6

TIME-OUTS	
-	5 - 6
-	-

• Before the Libero can serve, the referee issues a *Team Delay* against Team B and Awards a Time Out

1. Record the Time-Out

2. Record the delay in the Sanctions Section

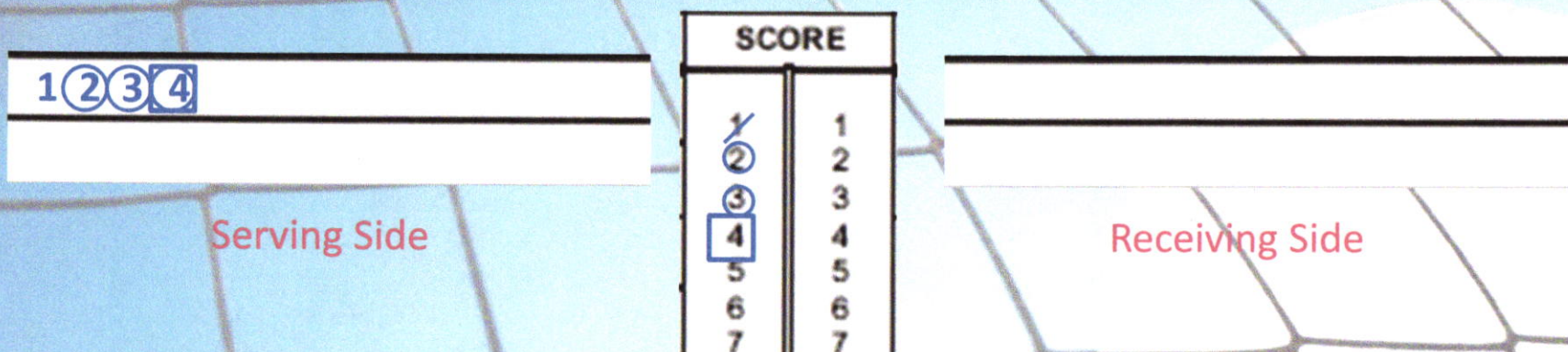
SANCTIONS					COMMENTS:
D = Delay, # = Player, C = Coach, A = Ass't Coach, T = Trainer, M = Manager					
YC Warning	RC Penalty	WS Wrong Server	(A) (B)	SCORE	
D			B	5 - 6	
				-	
				-	
				-	
				-	

• For Team Delay Penalties, See the "Awarding Penalties" Slide

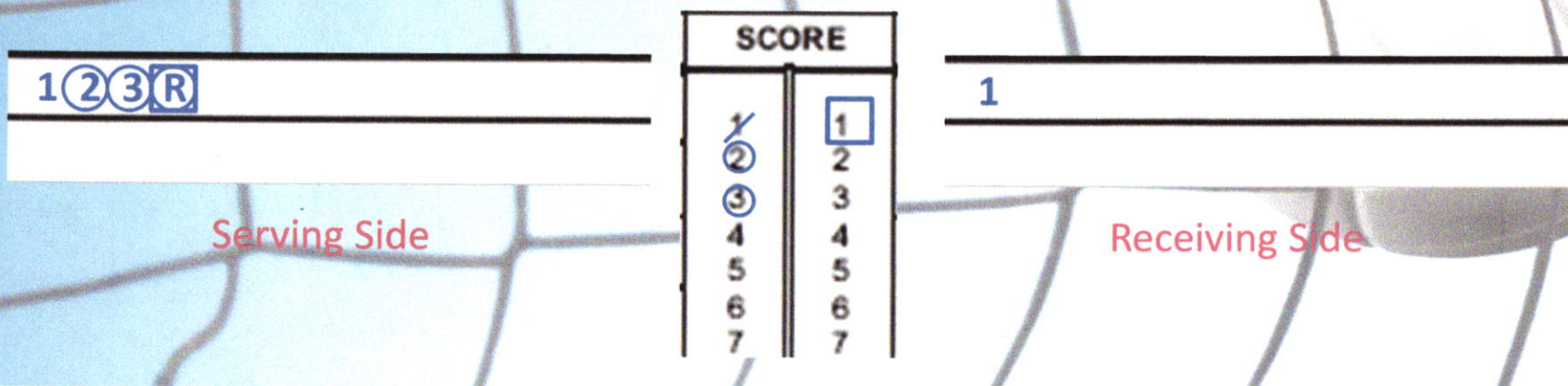
Awarding Penalties (When Referee Stops Play)

- Record ALL penalties in the Sanctions Box!
- During LIVE PLAY when a referee stops play to award a penalty point, the Squares are drawn over the Circle (or Triangle if a Libero is Serving)

•Penalty against the Receiving Team (Live Play: Referee Stops Play due to Penalty): Score 3-0



•Penalty against the Serving Team (Live Play: Referee Stops Play due to Penalty): Score 3-0



End of Set Procedures

- Record the Time Set Finished in the Heading Section

Toumey: Oklahoma Invitational	Date: 09-18-10	Day: Su M T W Th F Sa
Place: Ford Center	Time Match Scheduled	4 : 30 AM PM
Division: Varsity	Time Set Started	4 : 52 AM PM
Match: 4 - Semifinal	Time Set Finished	5 : 36 AM PM

- Record the Final Score on the Bottom Right of the Scoresheet

WINNING TEAM:	Tulsa	25
LOSING TEAM:	Oklahoma City	23

- Verify the Scoresheet and SIGN your Name!

- In High School, it is not necessary to *Hourglass* the Unused Points in the Running Points Column

Thank You!



Presented By
Green Country Volleyball Officials' Association
Oklahoma Volleyball Coaches' Association

SAMPLE SCORESHEET PLAY-BY-PLAY

MATCH INFORMATION

- Oklahoma Invitational Tournament
- Ford Center
- Varsity Match between *Oklahoma City* and *Tulsa*
- Match date is September 18, 2010
- Scheduled Match time is 4:30 pm
- **This Scoresheet will be for the 2nd Set**

The **Second Set** is Ready to Begin

- Complete the Heading on the Top of the Scoresheet
 - Don't fill out **Time Set Started** until the Set actually starts
- You know *Oklahoma City* will be on your left and will be Team B
- You know *Tulsa* will be on your right and will be Team A
- You know *Oklahoma City* will serve
- Fill in the **Referees Information, Your Name**
 - Don't sign until after the set
- Circle Set "2"

LINEUPS ARE TURNED IN

SET 2		SET 2	
Team: <i>Oklahoma City</i>		Team: <i>Tulsa</i>	
Libero: <i>8</i> <input checked="" type="checkbox"/> Serve <input type="checkbox"/> Receive		Libero: <i>6</i> <input type="checkbox"/> Serve <input checked="" type="checkbox"/> Receive	
Serving Position	Player No.	Serving Position	Player No.
I	<i>7</i>	I	<i>2</i>
II	<i>6</i>	II	<i>4</i>
III	<i>5</i>	III	<i>1</i>
IV	<i>22</i>	IV	<i>9</i>
V	<i>4</i>	V	<i>33</i>
VI	<i>10c</i>	VI	<i>8c</i>

- Fill in the Starting Lineups for Each Team

THE SECOND SET STARTS

- **The First Referee Whistles to Start the First Serve at 5:02 pm**
 - Fill in 5:02 pm in the **Time Set Started** Section
- **Oklahoma City #7 Serves, resulting in a loss of rally**
 - A Circle is drawn in Oklahoma City's Scoring Section when #7 contacts the ball for service
 - Record an R inside the circle when the referee indicates that OKC has lost the score – indicates "Rotate"
 - Slash the next point, 1, in Tulsa's Running Score Column
 - Write the next point, 1, in the Scoring Summary section of Tulsa's next server, #2
- **Tulsa #2 serves for a point**
 - When #2 contacted the ball for service, a circle is drawn in the Scoring Summary section for #2
 - Record the next point, 2, inside the circle
 - Circle the next point in Tulsa's Running Score Column
- **The next serve by Tulsa #2 results in a Loss of Rally**
 - A Circle is drawn when #2 contacts the ball for service
 - Record an R inside the Circle indicating "Rotate"
 - Slash the next point, 1, in Oklahoma City's Running Score Column
 - Write the next point, 1, in the Scoring Summary Section of Oklahoma City's next server, #6

- **Tulsa requests a substitution, #7 for #1**
 - In the Scoring Section **where the ball currently is**, Oklahoma City #6, record an "Sx" indicating the receiving team has requested a substitution, followed by the player entering "slash" the player exiting. **Sx 7/1**
 - Slash Through Player #1 in Tulsa's Player Numbers Section, and Write the Entering Player, "7" behind it
 - Slash the Next available Substitution, 1, in the Substitution Row
- **Oklahoma City #6 serves the ball, but a ball rolls on the court and the referees stop play and indicate a playover**
 - Write a "P" inside the Circle you drew when #6 served the Ball
 - **Note: On Playovers, NO Substitutions, Time-Outs, or Libero Exchanges may take place!**
- **Oklahoma City #6 Serves, and loses the rally**
 - Place an R inside the Circle drawn when #6 served the ball
 - Slash the next available point in Tulsa's Running Score Column, 3
 - Record the point, 3, in the Scoring Summary section of Tulsa's next server, #4
- **A Double Libero Replacement Occurs for Tulsa, and the Libero, #6, will serve rather than #4**
 - Place a Triangle around the Serving Order position, 2
- **Tulsa's Libero #6 Serves into the Net**
 - A Triangle is drawn in the Scoring Summary Section of Tulsa #4 to indicate the Libero served the ball
 - An "R" is placed inside the triangle indicating a loss of rally
 - Slash the next point, 2, in Oklahoma City's Running Score Column
 - Write the next point, 2, in the Scoring Summary Section of Oklahoma City's next server, #5
- **Oklahoma City Requests 2 substitutions, #1 for #4 and #2 for #10**
 - In the Scoring Summary of OKC #5, record an "S" to indicate the **team with the ball** is requesting a substitution, followed by the substitution exchange. **S 1/4 2/10**. It is NOT necessary to repeat the "S" for each substitution by the same team at the same time
 - **Notify the Second Referee OKC needs a new captain designated.** The referee informs you #2 is the new captain
 - Replace the players in the Players' Numbers Section with the Incoming Players
 - Record the Next 2 substitutions, 1 and 2, in the Substitutions Row
- **Oklahoma City #5 serves for a point**
 - In the Circle drawn at serve, write the next point for OKC, 3
 - Circle the next point, 3, in the Running Score Column for OKC
- **Oklahoma City #5 serves again, and you believe they win the Rally. After recording the point, you realize that Tulsa #7 is ready to serve and that the referees gave the point to Tulsa**
 - "X" through any incorrect entries in the Scoring Summary or Scoring Column Section
 - Record the correct Entry, a Circle with an "R" in it indicating Rotate
 - Rewrite any numbers in the Running Score Column in the margin next to the "X"
 - Slash the next point for Tulsa in the Running Score Column, #4
 - Write the next point in the Scoring Summary Section for Tulsa's next server, #7
- **Before Tulsa #7, Oklahoma City subs #4 for #1**
 - Record the "Sx" in Tulsa #7's Scoring Summary
 - Slash through #1 and Replace it with #4 in the Oklahoma City Players' Numbers Section
 - Slash the next available Substitute in OKC's Substitution Row, 3
- **Tulsa #7 Serves and Loses the Rally**
 - Record an "R" in the circle drawn upon serve
 - Slash Oklahoma City's next point, 4 (Note: this is written in the margin)
 - Record the next point, 5, in the Scoring Summary Section of Oklahoma City's next server, #22
- **Oklahoma City Subs #3 for #22**
 - Record an "S" indicating the team with the ball is substituting followed by the player Exchange. **S 3/22**
 - Slash through #22 in the Players Numbers Section for OKC and Replace it with #3
 - Record the next available Sub in the Substitution Row for OKC, 4
- **OKC #3 serves and loses the rally**
 - Record and "R" in the Circle drawn on service contact
 - Slash the next point for Tulsa, 5
 - Write the next point, 5, in the Scoring Summary section of OKC's next server, #9
- **Tulsa makes 2 substitutions, #3 for #9 and #10 for #2**
 - Record "**S 3/9 10/2**" in the Scoring Summary section
 - In the Tulsa Players' Numbers Section, Slash through #9, replace it with #3. Also slash through #2 and replace it with #10.
 - Slash the next 2 available substitutions, 2 and 3, in Tulsa's Substitution Row
- **Tulsa #3 serves for a point**
 - Record the next point, 6, inside the circle drawn at service contact
 - Circle the next point, 6, in Tulsa's Running Score Column
- **Tulsa #3 serves, but the referees stop play when a player from another court runs onto your court**
 - Record a "P" for Playover in the Circle drawn on service contact
- **Oklahoma City #4 is upset by the referees decision and complains loudly. The referee gives her a yellow card for misconduct**
 - In the Sanctions Box, Record "4" under the YC Warning column, Record "B" indicating it was Team B (OKC), and record the score at the time of the sanction (Offending team first), 4-6

- **Tulsa #3 serves. Oklahoma City #4 is still upset by the last call and yells out to distract the Tulsa team during the ensuing volley. The referee stops play and issues a red card to #4, awarding a point to Tulsa**
 - In the Sanctions Box, Record "4" under the RC Penalty column, Record "B" indicating it was Team B (OKC), and record the score at the time of the sanction (Offending Team first), 4-6
 - Draw a Square around the Circle drawn upon service contact
 - Record the next point, 7, in the Squared Circle
 - Square the next point in Tulsa's Running Score Column
- **Oklahoma City requests and is granted a Time-Out**
 - Record the time-out Score in the Time Out Section, on Oklahoma City's Side, with their score first, 4-7
 - **Note: It is no longer required to place a "T" or "Tx" in the Scoring Summary Section**
- **After the Timeout, Tulsa #3 serves and loses the Rally**
 - Record an "R" in the circle drawn upon service contact
 - Slash the next point, 5, in Oklahoma City's Running Score Column
 - Record the next point, 5, in the Scoring Summary Section of OKC's next server, #4
- **Oklahoma City Subs #22 for #3**
 - In the Scoring Summary Section, record "S 22/3"
 - Slash #3 in the Players' Numbers Section and replace it with #22
 - Slash the next available substitute, 5, in OKC's Substitution Row
- **OKC does a Double-Libero exchange and the Libero, #8, is about to serve**
 - Place a triangle around the Serving Order position, 5
- **The OKC Libero serves for a point**
 - A Triangle is drawn upon service contact in OKC #4's Scoring Summary Section
 - Write the next point, 6, inside the triangle
 - Triangle the next point, 6, in OKC's Running Score Column
- **The Oklahoma City Libero serves out of bounds**
 - An "R" is placed inside the triangle drawn when the Libero contacted the ball for service
 - Slash the next point, 8, for Tulsa
 - Record the next point, 8, in the Scoring Summary section of Tulsa's next server, #33
- **Tulsa #33 Serves and Tulsa loses the Rally**
 - Place an "R" inside the Circle drawn upon service contact
 - Slash the next point, 7, for Oklahoma City
 - Record the next point, 7, in the Scoring Summary Section of Oklahoma City's next server, #2
- **Oklahoma City Subs #10 for #2**
 - Record "S 10/2" in the Scoring Summary Section
 - Slash #2 in Oklahoma City's Players' Numbers Section and replace it with #10c
 - **Note: #10 was the original captain for the set. She is automatically captain when she reenters the set. Notify the second referee that 10 is your captain again**
- **Oklahoma City #10 serves and Oklahoma City loses the Rally**
 - An "R" is placed inside the Circle drawn when ball was contacted for service
 - Slash the next point, 9, for Tulsa
 - Record the next point, 9, in the Scoring Summary section of Tulsa's next server, #8
- **Tulsa #8 serves and wins a point**
 - The next point, 10, is placed inside the Circle drawn upon service contact
 - The next point, 10, is circled in the Running Score column
- **Oklahoma City #3 approaches the substitution zone and attempts to Sub for #6. The referee whistles the request. However, you notify the R2 that #3 CANNOT sub for #6 because #3 has substituted in a different position (Serving Order #4 when she replaced #22 earlier). The referees issue a Team Delay, and By rule, issues Oklahoma City a Time-Out**
 - Record the Delay in the Sanction Box by placing a "D" under the YC-Warning (no loss of rally), Signify Team "B" and write the score at the time of the delay, with the Offending Team's score first, 7-10
 - Record the Time Out in the Time Out section on OKC's side, Score 7-10
- **After the time-out Tulsa #8 serves and Tulsa loses the Rally**
 - Place an "R" inside the Circle drawn upon service contact
 - **SWITCH TO RED PEN. This completes the first round of serves for all players. You will use red Ink for the next round of serves, then switch back to black/blue**
 - Slash the next point, 8, for Oklahoma City in RED INK
 - Record the next point, 8, in the Scoring Summary Section of Oklahoma City's next server, #7, in RED INK
- **Oklahoma City #7 serves and OKC loses the rally**
 - Place an "R" inside the Circle drawn upon service contact
 - Slash the next point, 11, for Tulsa
 - Record the next point, 11, in the Scoring Summary Section of Tulsa's next server, #10
- **Tulsa Subs #1 for #7**
 - Record "S 1/7" in the Scoring Summary section
 - In the Tulsa Players' Numbers Section, Slash through #7, replace it with #1
 - Slash the next available substitute, 4, in Tulsa's Substitution Row

- **Tulsa #10 serves into the Net**
 - Place an "R" inside the Circle drawn upon service contact
 - Slash the next point, 9, for Oklahoma City
 - Record the next point, 9, in the Scoring Summary Section of Oklahoma City's next server, #6
- **Oklahoma City Subs #9 for #22**
 - Record all 3 required entries
- **Tulsa Subs #12 for #33**
 - Record all 3 required entries
- **Oklahoma City #6 serves and scores a point**
- **Oklahoma City #6 serves and loses the rally**
- **Tulsa subs #2 for #10**
 - Record the 3 required entries for Substitution
- **Tulsa #2 serves the ball instead of Tulsa #4 or the Libero. This results in a side-out**
 - AFTER the incorrect server contacts the ball for serve, THEN notify the second referee
 - **Note: No Circle is drawn for an illegal server**
 - An "R" is drawn in a Square in the Scoring Section of the Player who should have served, #4
 - Slash the next point for Oklahoma City, #11. (Slash – Squares in the Running Score Column are only for Penalty Points – in this instance, it was just a side-out)
 - Record the next point, 11, in the Scoring Section of Oklahoma City's next server, #5
 - In the Sanction box, Record the Incorrect Server "2/4" in the WS Wrong Server column. Also notate that it was Team A (Tulsa) and the score at the time of the fault
- **Oklahoma City Subs #2 for #10**
 - Record all 3 required entries
 - #2 is again designated the playing captain
- **Oklahoma City #5 serves for a point**
- **Oklahoma City #5 serves, and OKC loses the rally**
- **Tulsa Subs #16 for #8**
 - Record all 3 required entries
 - Tulsa #1 is designated as the playing captain
- **Tulsa #1 serves and loses the rally**
- **Tulsa subs #33 for #12 and #12 for #9**
- **Oklahoma City #9 serves and loses the rally**
- **Tulsa #9 serves and loses the rally**
- **The Libero for Oklahoma City, #8, serves into the Net**
 - Any time the Libero serves, make sure that she has not served in any other service position in the lineup (that is why we put a triangle around the Service position)
- **Tulsa #33 serves and Tulsa loses the rally**
- **Oklahoma City Subs #10 for #2**
- **Oklahoma City #10 serves for a point**
- **Tulsa requests and is granted a Time Out**
- **After the Time Out, Oklahoma City #10 serves into the net**
- **Tulsa #16 serves and Tulsa loses the rally**
 - Place an "R" inside the Circle drawn upon service contact
 - **SWITCH BACK to BLUE or BLACK PEN. This completes the second round of serves for all players. You will use blue/black ink for the next round of serves. Alternates each round of serves**
 - Slash the next point, 17, for Oklahoma City in BLUE/BLACK INK
 - Record the next point, 17, in the Scoring Summary Section of OKC's next server, #7, in BLUE/BLACK INK
- **Oklahoma City #7 serves and OKC loses the rally**
- **Tulsa #2 serves and Tulsa loses the rally**
- **Tulsa subs #12 for #33**
- **Oklahoma City #6 serves and OKC loses the rally**
- **Tulsa's Libero, #6, Serves for Point 19**
- **Tulsa #4 replaces the Libero. Then #4 serves and Tulsa wins the rally**
- **Tulsa #4 serves again and Tulsa loses the rally**
- **Oklahoma City #5 serves and loses the rally**
- **Tulsa #1 serves and Tulsa loses the rally**
- **Tulsa subs #33 for #12**

- **Oklahoma City #9 serves and the referee indicates that Oklahoma City lost the Rally**
 - *You record your proper loss of rally*
- **HOWEVER, the Line Judge later shows a touch on a Tulsa player, and the referee changes the decision to a point for Oklahoma City**
 - *"X" any incorrect entries in both Scoring Summary Sections and the Running Score Column*
 - *Immediately after the "X" in the Scoring Summary for Oklahoma City, place an "M" for "Mind Change" followed by a Square*
 - *Record the new Point in the Square after the "M"*
 - *Correct the Running Score Column by placing an "X" through the incorrect Tulsa point 22 and placing an "M" in the margin. You will slash the M when Tulsa gains their next point*
 - *Circle the Next point for Oklahoma City in the Running Score Column. It is still an earned point, so it is Circled.*
- **Oklahoma City #9 then serves, and OKC loses the rally**
 - *Record the appropriate 3 entries*
 - **Note: The "M" will be slashed as the next point in Tulsa's Running Score Column**
- **Tulsa #9 serves and loses the rally**
- **Oklahoma City #4 serves and loses the rally, but Oklahoma City is also injured during the play**
- **It is determined that Oklahoma City #7 cannot continue to play. Because OKC does not have any legal substitutes available, the referees allow an EXCEPTIONAL Substitution, #3, who has already played in a different position, to sub for #7**
 - *Record the Substitution in the Scoring Summary Section. CIRCLE this in the Scoring Summary Section.*
 - *Circle #7 in the Players' Numbers Section. (Circled because she cannot return to this Set). Place #3 to the right of the Circled #7*
 - *Slash the next available Substitution, 10, in the Substitution Row. Note: If a team has already used 18 substitutions, an Exceptional Substitution would still be allowed*
 - *Record in the Comments Section, the Score, the Team, the Players being substituted, and a brief reason*
- **Oklahoma City requests a 3rd time out. Because the referee acknowledged the request with a whistle, the referee then issues a Delay Penalty against Oklahoma City.**
 - *In the Sanctions Box, Record a "D" in the RC Penalty Column, Record Team "A" (OKC), and the Score at the time of the Penalty, 23-22*
 - *In the Scoring Summary Section, Draw a Square and place an "R" in the Square to signal a Rotate on a Penalty Point*
 - *Square the next Point, 23, in Tulsa's Running Score Column*
 - *Write (not Squared) the next point in the Scoring Section for Tulsa's next server, #33*
- **Oklahoma City #4 erupts in anger. The referee disqualifies #4 for the match by holding up both red and yellow cards**
 - *In the Scoring Summary Section of Tulsa #33, place a Square and put the next point in the Square*
 - *Square the next point for Tulsa, 24*
 - *Disqualifications are not recorded in the Sanctions Box – they are recorded in the Comments Section*
 - *In the Comments Section, Record the Score (Offender First), Disqualification, the Team, and the Player*
- **Oklahoma City Subs #1 for Disqualified #4**
 - *Record the Substitution normally*
- **Tulsa #33 serves for the 25th point, and Set sends at 5:41 pm**
 - *Record the Point*
 - *Record the Winning & Losing Team at the Bottom of the Scoresheet, along with the Proper Scores*
 - *Record the Time Set Finished*
 - *Review the Scoresheet for Accuracy*
 - *Sign the Scoresheet*