



## CYA Travel Soccer Field Procedures - Setup and Closing



This document details the procedures to be used to setup and close CYA fields. Please make sure anyone on your team who will be responsible for, or assisting with, field setup and closing has this information. These procedures apply to all soccer seasons – fall, winter, and spring.

### Field Setup

#### 1) Chantilly High School

CYA has a shed at Chantilly HS located behind the garage (next to the parking lot, inside the fence, between the field and the school). It contains a set of corner flags and sand bags to anchor the goals. The first team of the weekend is responsible for setting up the field (flags, sand bags), and the last team is responsible for putting the flags and bags back in the shed. The first team is also responsible for moving the goals into place on the field and anchoring them. This shed is shared by CYA Football, CYA Soccer and CYA Lacrosse, so please do not disturb non-soccer equipment! The combination to the shed is 2012.

Goals: If the goals are locked up on the visiting side, the combo to the lock is 1225.

#### 2) Westfield High School

There is a lock box on the outside fence near the parking lot. Inside that lock box is a key that opens the gates, and also the CYA shed. The combo to lock box is 1225.

CYA has a shed at Westfield HS that is located outside of the field fence near the scoreboard on the far end of the field. The shed contains a set of corner flags and sand bags to anchor the goals. The first team of the weekend is responsible for setting up the field (flags and sand bags), and the last team is responsible for putting the flags and bags back in the shed. The first team is also responsible for moving the goals into place on the field and anchoring them.

Goal storage: Goals at Westfield HS are stored on the far side of the field near the scoreboard, and are not locked.

### **3) Sully Highlands**

As of now, there is no box at Sully Highlands to store corner flags, but CYA is working on securing one. We have several sets of flags for Sully, but it will be the responsibility of the teams playing at Sully to bring and remove their flags. The first teams of the weekend are responsible for moving the goals into place on the field.

Goal storage: There are two sets of goals for small-sided games that need to be moved into position. When not in use, these goals are locked together and moved inside an outlined blue box, two goals on one side of the field, and two on the other (see attached diagram). Goals are to be locked and returned to these storage locations. The combination to the locks for these goals is 1225.

### **4) Poplar Tree and Greenbriar**

There are no setup requirements for these fields. There are no CYA boxes at the fields, so corner flags are the responsibility of each team. Goals are permanent and do not need to be moved or stored.

## **Field Closure**

### **1) Chantilly High School**

The team that has the last game of the weekend at Chantilly HS is responsible for putting the corner flags and sand bags back in the CYA shed, which is located behind the garage (next to the parking lot but within the field fence). The combination to the shed is 2012. The last team is also responsible for ensuring the goals are moved off the field and stored properly.

Goal storage: At Chantilly HS, the goals are to be moved to the fence on the visiting side and locked. The lock combination at Chantilly HS is 1225. If there are no games at Chantilly HS on Sunday, the last team on Saturday is responsible for returning the goals to their proper storage location.

### **2) Westfield High School**

The team that has the last game of the weekend at Westfield HS is responsible for putting things away for the weekend and locking up. This includes putting the corner flags and sand bags back in the CYA shed. The CYA shed at Westfield HS that is located outside of the field fence near the scoreboard on the far end of the field. The last team is also responsible for ensuring the goals are moved off the field and stored properly.

There is a lock box on the outside fence near the parking lot. Inside that lock box is a key that opens the gates, as well as the CYA shed. The combo to lock box is 1225.

Goal storage: At Westfield HS, the goals are to be moved off the field and stored along the fence on the far side of the field near the scoreboard. If there are no games at Westfield HS on Sunday, the last team on Saturday is responsible for returning the goals to their proper storage location.

### **3) Sully Highlands**

There are two sets of goals for small-sided games. The teams that have the last game on each field are responsible for moving the goals back to their proper storage location. The goals must be locked together and moved inside an outlined blue box, two goals on one side of the field, and two on the other (see attached diagram).


If you brought CYA corner flags for your game, please remember to take them with you after your game, unless you coordinate with another CYA that is playing immediately after your game. Please ensure these flags are returned to CYA.

### **4) Poplar Tree and Greenbriar**

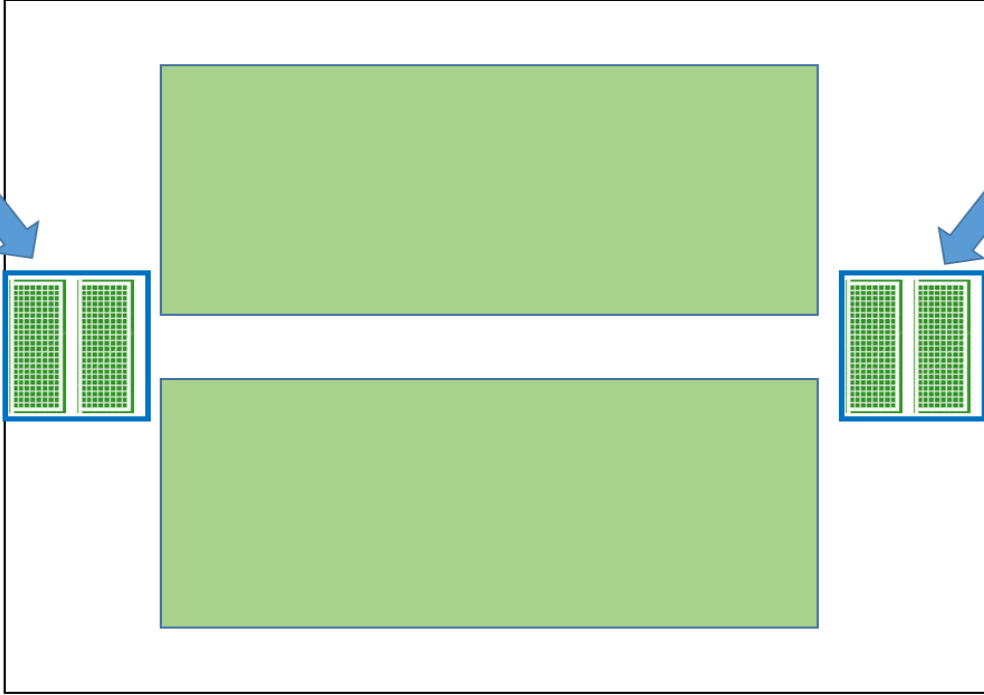

There are no closure requirements for these fields. There are no CYA boxes at the fields, so if you brought corner flags, please remember to take them with you. Goals are permanent and do not need to be moved or stored.

## Sully Highlands Goal Storage Locations

2 goals locked together inside blue box.



2 goals locked together inside blue box.



Parking Lot