

Adding Parents to view the Team Page

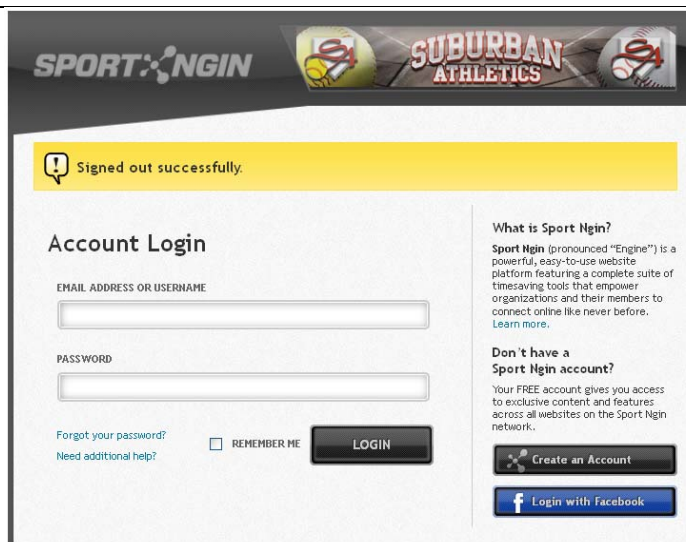
All of our team pages are set to PRIVATE. Without being added to the correct security groups, your coaches or your parents will NOT be able to view the team page in the website or in the mobile app.

Navigate to www.suburbanathletics.com homepage and click **Login** in the upper left hand corner.



Log into site using the website login you registered your child with:
i.e. myusername, mypassword

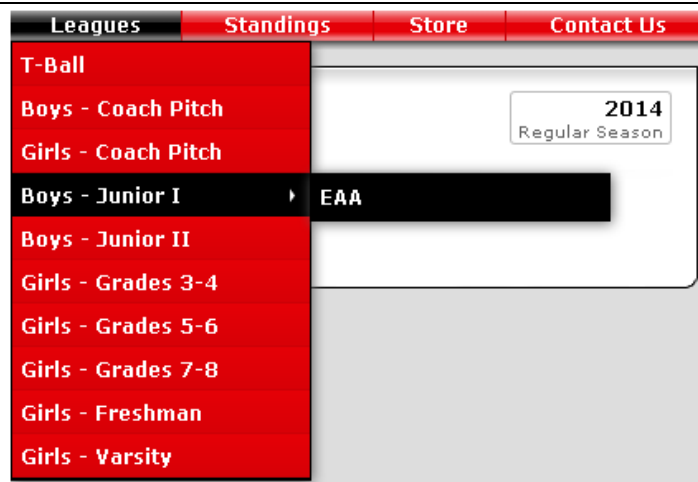
If you have forgotten your login, click on the 'forgot your password' link.



Once logged in, click on **Leagues** and select the league you are coaching in.

Your team should now be available to be selected

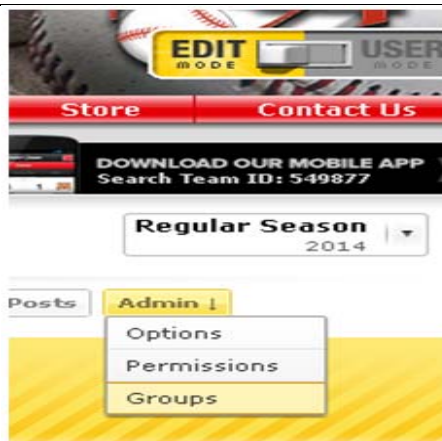
NOTE: If you do not see your team you need to request permission. Send an email to Curt Weber (found on Suburban Board link).



Once you are on your team's page, you have the ability to edit/change content here. To enter your roster, you must click **Edit Mode** near the upper right hand corner.



Once you are in **Edit Mode**, click on Admin and then **Groups**.



Confirm that the group selection is set to **PARENTS** for your team.

Click on **Add Members**



Select the parents from the profile list on the left side.

When done, click on **Add Members to Group**

The parents should now show up under that group.

They now have view access to see the team page in the website and in the mobile app.

