
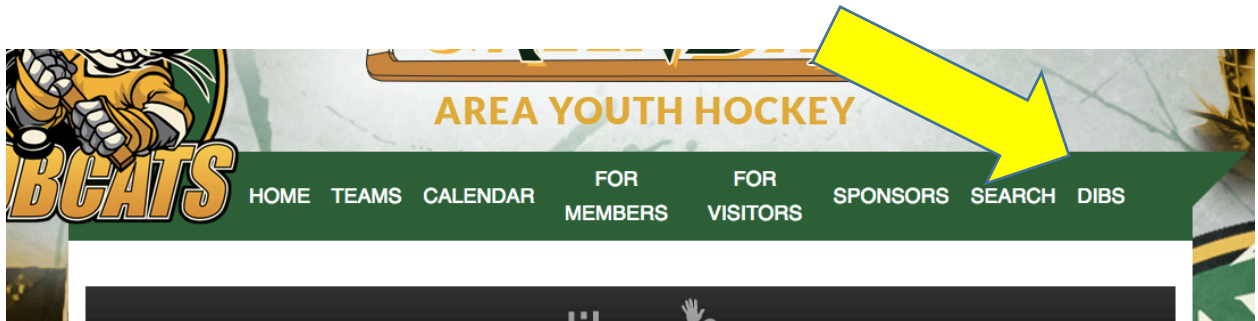


Claiming DIBS Items to Earn Your Credits

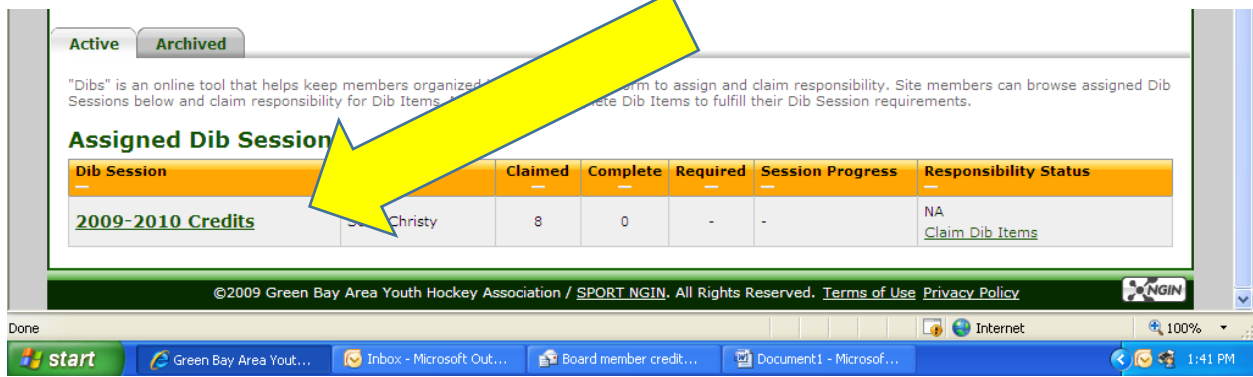
- I. Log in to the GBAYHA website.
 - A. <http://greenbay.pucksystems2.com/>
 - B. The email and password to log in are the same that you used when registering your skater.



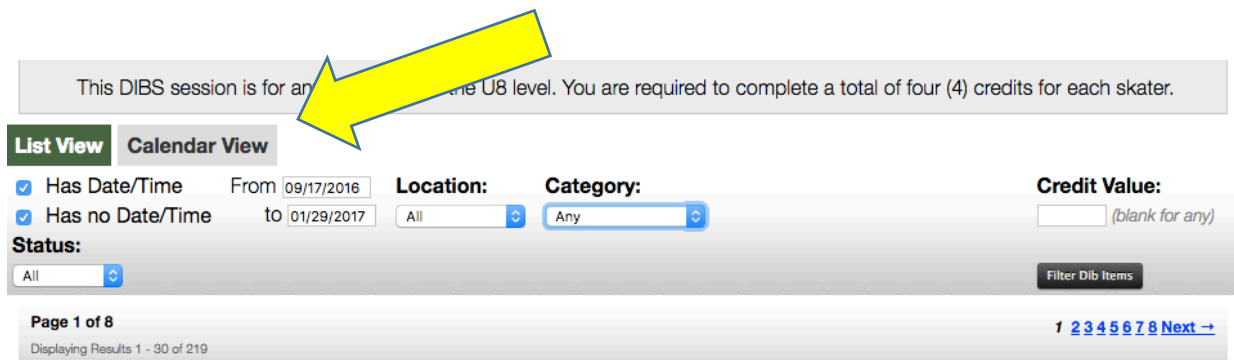
- II. Next click on the "DIBS" link at the top right side of the screen.



- III. Click on the current year's DIBS session link. This will only be available if you have registered your skater. You may see two sessions listed. There is a session for the U8 level and one for all skaters above the U8 level. It does not matter which session you choose, you will select the appropriate skater when you claim the DIB.



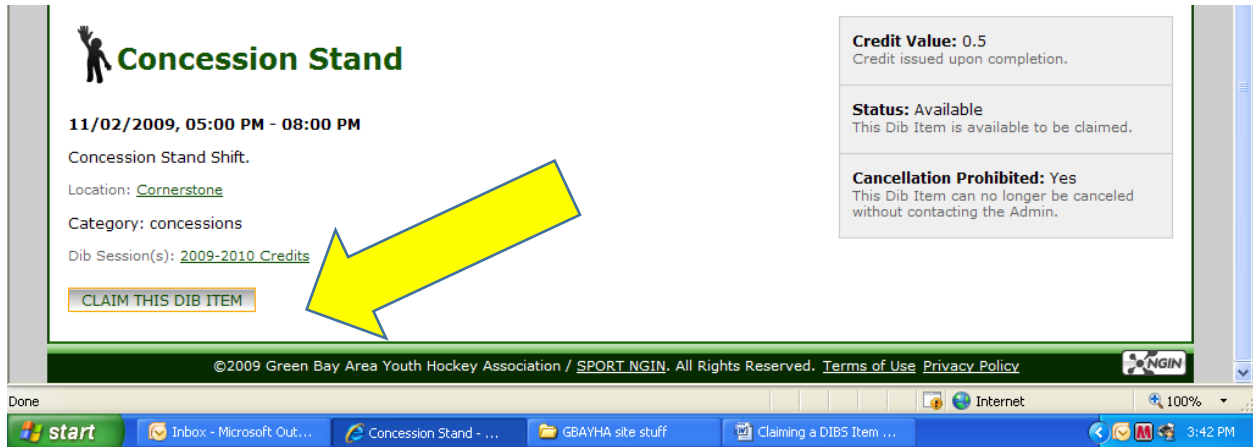
- IV. Once you are in the DIBS Session, you can choose either the “List” or the “Calendar” view.
- A. List View: This will show you all DIBS in the system. You can search specific dates or narrow your search using the status option (claimed/unclaimed).
 - B. Calendar View: This allows you to look at the “unclaimed” DIBS that are available in a month view. You can chose which month you want to look at.



- V. When you have chosen a DIB (date/time) that will work for you, click on the item. You will be able to see details regarding the DIB and have the option to claim it.

Item	Credits	Fulfiller	Status	Date/Time	Category
Concession Stand	-	Cornerstone	Unclaimed	01/07/2017, 10:00am CST - 2:00pm	concessions
Concession Stand	-	Cornerstone	Unclaimed	01/07/2017, 10:00am CST - 2:00pm	concessions

- VI. If you would like to claim the DIB, click on the “claim this DIB item” button and complete the required fields.



- VII. Please fill out the necessary information so that you get credit for the shift once you have fulfilled it! You will receive an email as a reminder once you have claimed the shift.

